

**TATA POWER**  
**EZ HOME**






# SENSING A SMARTER WORLD

A range of sensors automating homes and offices



**TATA POWER**  
**EZ HOME**

FOR MORE INFORMATION:

 Message 'Hi' on +91-8886659442 |  1800-2-12345 |  <https://www.tatapower.com/ezhome/>



## INTRODUCING SMART ENERGY-SAVING SOLUTIONS

Sensor lighting solutions are not just for the future, but they are what we have to offer for smart homes and businesses today. Everyday life, whether at home or work, can be made simpler and more convenient through our smart energy-saving solutions.

So, keeping an inevitable and impending energy crisis in mind, let us move towards sensing a smarter world.

### MOTION SENSORS

Microwave and  
Passive Infrared  
Sensors

Cutting down on your  
electricity bill through  
motion sensors.

### SENSOR LIGHTING SOLUTIONS

LED Tubelights,  
Streetlights, and  
Panel Lights

The smart choice to  
automate your home  
and business.

### LUX SENSORS

Outdoor Light Sensors

An intelligent lighting  
solution unaffected  
by ambient temperature,  
so perfect for the  
outdoors.

# MICROWAVE MOTION SENSOR

## THINK SMART, THINK NOW.

The microwave sensor is here not only to make life simple for you. It is here to make way for a smart home... right now!









Do you realize the cost and energy wasted daily, with lights and fans left unattended, even when you are not in the room? Surely, this happens time and again.

With the microwave sensor experience complete comfort and convenience. As you move around your space; you don't have to do a thing to switch on a light.



## AREAS OF APPLICATION

Microwave Motion Sensors can be used for a wide variety of applications in residential, as well as, commercial locations like hotels, hospitals, offices, malls, industrial warehouses, manufacturing facilities, airports, bus and railway stations.







-  Cold storages
-  Fire Exits
-  Parking areas
-  Lobbies and Passages
-  Lifts
-  Washrooms
-  Underpass
-  Store rooms

## BENEFITS OF USING MICROWAVE MOTION SENSORS

- ☒ Highly cost-effective
- ☒ Wide coverage
- ☒ Saves energy upto 80%
- ☒ Stable performance at -20 - 55°C
- ☒ Activated by minimum motion & speed
- ☒ Detecting motion through plastic, glass, false ceilings & thin non-metal materials









**#SN-MW765** (Wall Mounted - 180° Detection)

-  **Rated Load:** 1200W (incandescent), 300W(LED)
-  **IP Rating:** IP65
-  **Install Height:** 1.5-3.5m
-  **Detection Range:** 8m
-  **Time Delay:** 10sec-12min
-  **LUX:** 3-2000











**SN-MW753** (Flush Mounted - 360° Detection)

-  **Rated Load:** 1200W (incandescent), 300W(LED)
-  **IP Rating:** IP20
-  **Install Height:** 1.5-3.5m
-  **Detection Range:** 8m
-  **Time Delay:** 10sec-12min
-  **LUX:** 3-2000



**#SN-MW759** (Highbay Center 360° with 1-10v Dimming)

-  **Rated Load:** 1200W (incandescent), 300W(LED)
-  **IP Rating:** IP65
-  **Install Height:** 4-15m
-  **Detection Range:** 10m
-  **Time Delay:** 5sec-30min
-  **LUX:** 2-2000
-  **Stand by Dim Level:** 10-50%
-  **Stand by Period:** 0s -∞

WARRANTY OF 2 YEARS ON PRODUCT RANGE

#THE PRODUCTS ARE AVAILABLE ON AN ORDER BASIS WITH A MINIMUM ORDER QUANTITY

\*T&C apply

# PIR MOTION SENSOR

## SMARTER TODAY THAN EVER BEFORE.

When you want to see a drop in your electricity bill but do not want to spend a bomb to achieve that, what do you do?

If you have a compact space to make smarter today, this is it – the PIR motion sensor. These sensors are low-cost and energy-saving, making them the smart choice to automate your home and business.

Trust the PIR Motion sensor to detect motion reliably by day or night, at home or work.



## AREAS OF APPLICATION

PIR Motion Sensors can be used for a wide variety of applications at residential, as well as, commercial locations like complexes, malls, hotels, hostels, PG accommodation, offices and warehouses. They can be used for:

- Hospitals / Clinics
- Transport: Railways / Airport / Bus Stand
- Storage Rooms
- Conference Rooms
- Institutes/ Schools / Colleges / Universities
- Washrooms

## BENEFITS OF USING PIR MOTION SENSORS

- Highly cost-effective
- Perfect for compact premises
- Saves energy
- Reliably detects motion under controlled temperature
- Unwanted area of detection can be masked
- Detecting motion reliably during the day, as well as night



### SN-PR 05B (Ceiling Mount)

- Rated Load:** 1200W (incandescent), 300W(LED)
- IP Rating:** IP20
- Install Height:** 2.2-4m
- Detection Range:** 12m
- Time Delay:** 10sec-15min
- LUX:** 3-2000



### SN-PR 46B (Ceiling Mount - 360 Deg 20mx4m Detection)

- Rated Load:** 2000W (incandescent), 1000W(LED)
- IP Rating:** IP20
- Install Height:** 2.2-6m
- Detection Range:** 8m
- Time Delay:** 10sec-30min
- LUX:** 3-2000

WARRANTY OF 2 YEARS ON PRODUCT RANGE

#THE PRODUCTS ARE AVAILABLE ON AN ORDER BASIS WITH A MINIMUM ORDER QUANTITY



# SENSOR LIGHTING SOLUTIONS

WHEREVER YOU GO, LET IT BE LIT.  
AND WHERE YOU DON'T... SAVE ENERGY!






Intelligent lighting solutions for smart homes and businesses, not just for a better tomorrow, but for a better today.

When you are in the detection field of the sensor, they glow and illuminate the wardrobe, lobby staircase, parking areas, etc. So wherever you go the world is lit, but what about when you aren't around?

Energy-efficient and cost-effective, these smart lighting solutions ensure that not a single unit of energy is wasted, even when you are not at home or work.

## AREAS OF APPLICATION

Sensor Lighting Solutions can be used for a wide variety of commercial & residential purposes.

-  Lifts
-  Parking Areas
-  Manufacturing facilities
-  Underpass
-  Lobby and Passages









## BENEFITS OF USING SENSOR LIGHTS

- ☒ Saves energy up to 80%
- ☒ Helps in reducing the electricity bill\*
- ☒ Simple & easy to install
- ☒ Automatically dimming to 20% when no motion is detected



### TULIP SQ/R (ON/OFF FOR DIMMABLE FEATURE)







Smart lights for parking areas, staircases and corridors.

-  **Colour Temperature:** 6500K, 4000K & 3000K
-  **Fitting Mounted:** Surface Mounted
-  **Rated Power:** 18W/12W (on full brightness) which dims to 3.6W/2.4W
-  **Install Height:** 3.5m
-  **Lifetime:** 35000+ Hrs
-  **Detection Range:** 8m



### #HELIOS SENSOR LED FLUSH MOUNT







Smart lights for staircases, corridors, offices and hotels.

-  **Colour Temperature:** 6500K
-  **Fitting Mounted:** Flush Mount
-  **Rated Power:** 20W/15W (on full brightness) which dims to 4W/3W
-  **Install Height:** 3.5m
-  **Lifetime:** 35000+ Hrs
-  **Detection Range:** 8m



### T5

Smart lights for parking areas, staircases and corridors.

-  **Colour Temperature:** 6500K, 4000K
-  **Fitting Mounted:** Surface Mounted
-  **Rated Power:** 18W (on full brightness) which dims to 3.6W
-  **Install Height:** 3.5m
-  **Lifetime:** 35000+ Hrs
-  **Detection Range:** 8m

WARRANTY OF 2 YEARS ON PRODUCT RANGE

#THE PRODUCTS ARE AVAILABLE ON AN ORDER BASIS WITH A MINIMUM ORDER QUANTITY



# LUX SENSOR

## SAVING ENERGY OUTDOORS.






What is a smart alternative for outdoor lighting? Reduce energy consumption in your outdoor spaces and gardens with Lux sensors. Get street-smart.


Smart Light control can turn lights on or off according to ambient light.

This intelligent lighting solution is not affected by ambient temperature and humidity hence it is perfect for the outdoors. It is not only convenient but energy efficient and practical as well.

## AREAS OF APPLICATION

Lux Sensors can be used for a wide variety of outdoor applications at commercial locations.

-  Townships
-  Industrial streetlights and floodlights
-  Signage boards
-  Garden lights
-  Street Light under Nagar Nigam Yojana




## BENEFITS OF USING LIGHT CONTROL SENSORS


- ☒ Saves energy
- ☒ Automatically switches on/off based on Natural Light
- ☒ Low power consumption
- ☒ More efficient than timer devices




### #SN-PC302 LIGHT CONTROL

Smart Light Control can turn on or turn off automatically according to ambient light. Ambient temperature and humidity cannot affect it. It is not only convenient, but also practical; it can control the load by working only at night. Applications - road light, garden light.

 **Rated Current:** 10A

 **Ambient Light:** <2-50 LUX

 **IP Rating:** IP44

WARRANTY OF 2 YEARS ON PRODUCT RANGE  
#THE PRODUCT IS AVAILABLE ON AN ORDER BASIS WITH A MINIMUM ORDER QUANTITY

\*T&C apply

## MEANING OF SYMBOLS



**ENERGY SAVING**  
Save energy automatically by turning lights on/off/dim/bright as needed



**IP RATING**  
They are used to define levels of sealing effectiveness of electrical enclosures against intrusion from foreign bodies (tools, dirt etc) and moisture



**AUTOMATIC ON AND OFF FEATURE**



**LIFETIME**  
Life expectancy of a product



**LUX**  
Lux is a unit used to measure the intensity of light hitting a surface, typically a wall or floor in a lighting design



**DETECTION**  
Detection distance of sensor



**TIME DELAY**  
Time delay determines for how long the output of the sensor will remain high after motion detection



**DIMMABLE**  
Dims down automatically when no motion is detected