

Shareholding Pattern - PRE
Format of holding of specified securities

- 1 Name of Listed Entity: **The Tata Power Company Limited**
- 2 Scrip Code : **500400** / Name of Scrip : **TATAPOWER** / Class of Security : **Equity**
- 3 Share Holding Pattern Filed under: Reg. 31(1)(b)
 - a. If under 31(1)(b) then indicate the report for Quarter ending 31st December, 2015
- 4 **Declaration:** The Listed entity is required to submit the following declaration to the extent of submission of information:-

	Particulars	Yes*	No*
1	Whether the Listed Entity has issued any partly paid up shares?		No
2	Whether the Listed Entity has issued any Convertible Securities or Warrants?	Yes	
3	Whether the Listed Entity has any shares against which depository receipts are issued?	Yes	
4	Whether the Listed Entity has any shares in locked-in?		No
5	Whether any shares held by promoters are pledge or otherwise encumbered?	Yes	

* If the Listed Entity selects the option 'No' for the questions above, the columns for the partly paid up shares, Outstanding Convertible Securities/Warrants, depository receipts, locked-in shares, No of shares pledged or otherwise encumbered by promoters, as applicable, shall not be displayed at the time of dissemination on the Stock Exchange website. Also wherever there is 'No' declared by Listed Entity in above table the values will be considered as 'Zero' by default on submission of the format of holding of specified securities.

- 5 The tabular format for disclosure of holding of specified securities is as follows:-


Certified True Copy
 The Tata Power Company Limited

 Company Secretary

Table I - Summary Statement holding of specified securities

Category	Category of shareholder	Nos. of shareholders	No. of fully paid up equity shares held	No. of Partly paid-up equity shares held	No. of shares underlying Depository Receipts	Total nos. shares held	Shareholding as a % of total no. of shares (calculated as per SCRR, 1957)	Number of Voting Rights held in each class of securities				No. of Shares Underlying Outstanding convertible securities (Including Warrants)	Shareholding, as a % assuming full conversion of convertible securities (as a percentage of diluted share capital)	Number of Locked in shares		Number of Shares pledged or otherwise encumbered		Number of equity shares held in dematerialized form
								(IX)			Total as a % of (A+B+C)			(XII)		(XIII)		
								No of Voting Rights						No.	As a % of total Shares held	No.	As a % of total Shares held	
Class eg: X	Class egy	Total	(a)	(b)	(a)	(b)												
(A)	Promoter & Promoter Group	13	893200466	0	0	893200466	33.02	893200466	0	893200466	0.00	0	31.89	0	0.00	45550000	5.10	893200466
(B)	Public	305792	1811428932	0	0	1811428932	66.98	1811428932	0	1811428932	0.00	96440890	68.11	0	0.00	NA		1746580426
(C)	Non Promoter- Non Public	0	0	0	0	0	0.00	0	0	0	0.00	0	0.00	0	0.00	NA		0
(C1)	Shares underlying DRs	0	0	0	0	0	NA	0	0	0	0.00	0	0.00	0	0.00	NA		0
(C2)	Shares held by Employee Trusts	0	0	0	0	0	0.00	0	0	0	0.00	0	0.00	0	0.00	NA		0
	Total	305805	2704629398	0	0	2704629398	100.00	2704629398	0	2704629398	0.00	96440890	100.00	0	0.00	45550000	1.68	2639780892




Table II - Statement showing shareholding pattern of the Promoter and Promoter Group

Category & Name of the Shareholders	PAN	No. of shareholder	No. of fully paid up equity shares held	Partly paid-up equity shares held	Nos. of shares underlying Depository Receipts	Total nos. shares held	Shareholding % calculated as per SCRR, 1957	Number of Voting Rights held in each class of securities				No. of Shares Underlying Outstanding convertible securities (including Warrants)	Shareholding, as a % assuming full conversion of convertible securities (as a percentage of diluted share capital)	Number of Locked in shares		Number of Shares pledged or otherwise encumbered		Number of equity shares held in dematerialized form	
								(X)						(XI) = (VII)+(X) as a % of A+B+C2	(XII)		(XIII)		
								No of Voting Rights			Total as a % of Total Voting rights				No.	As a % of total Shares held	No.		As a % of total shares held
								Class X	Class Y	Total									
(i)	(ii)	(iii)	(iv)	(v)	(vi)	(vii) = (iv)+(v)+(vi)	As a % of (A+B+C2) (viii)												
(1) Indian																			
(a) Individuals/Hindu undivided Family		0	0	0	0	0	0.00	0	0	0	0.00	0	0.00	0	0.00	0	0.00	0	0.00
(b) Central Government/ State Government(s)		0	0	0	0	0	0.00	0	0	0	0.00	0	0.00	0	0.00	0	0.00	0	0.00
(c) Financial Institutions/ Banks		0	0	0	0	0	0.00	0	0	0	0.00	0	0.00	0	0.00	0	0.00	0	0.00
(d) Any Other (specify)		0	0	0	0	0	0.00	0	0	0	0.00	0	0.00	0	0.00	0	0.00	0	0.00
(I) Bodies Corporate		13	893200466	0	0	893200466	33.02	893200466	0	893200466	33.02	31.89	0	0.00	45550000	5.54	893200466		
(i) Tata Sons Limited	AAACT3060A	4	821899682	0	0	821899682	30.39	821899682	0	821899682	30.39	29.34	0	0.00	45550000	5.54	821899682		
(ii) Tata Steel Limited	AAACT2803M	1	39122725	0	0	39122725	1.45	39122725	0	39122725	1.45	1.40	0	0.00	0	0.00	39122725		
(iii) Tata Industries Limited	AAACT4058L	1	22435200	0	0	22435200	0.83	22435200	0	22435200	0.83	0.80	0	0.00	0	0.00	22435200		
(iv) Tata Investment Corporation Ltd	AAACT4120F	2	6847842	0	0	6847842	0.25	6847842	0	6847842	0.25	0	0.00	0	0.00	0	0.00	6847842	
(v) Ewart Investments Limited	AAACE2546C	1	2229657	0	0	2229657	0.08	2229657	0	2229657	0.08	0	0.00	0	0.00	0	0.00	2229657	
(vi) Sir Dorabji Tata Trust	AAATS0494G	1	572880	0	0	572880	0.02	572880	0	572880	0.02	0	0.00	0	0.00	0	0.00	572880	
(vii) Sir Ratan Tata Trust	AAATS1013P	1	70160	0	0	70160	0.00	70160	0	70160	0.00	0	0.00	0	0.00	0	0.00	70160	
(viii) J R D Tata Trust	AAATT0165F	1	13200	0	0	13200	0.00	13200	0	13200	0.00	0	0.00	0	0.00	0	0.00	13200	
(ix) Sheba Properties Ltd	AAEC50591F	1	9120	0	0	9120	0.00	9120	0	9120	0.00	0	0.00	0	0.00	0	0.00	9120	
Sub-Total (A)(1)		13	893200466	0	0	893200466	33.02	893200466	0	893200466	33.02	31.89	0	0.00	45550000	5.10	893200466		
(2) Foreign																			
(a) Individuals (Non-Resident Individuals/ Foreign Individuals)		0	0	0	0	0	0.00	0	0	0	0.00	0	0.00	0	0.00	0	0.00	0	0.00
(b) Government		0	0	0	0	0	0.00	0	0	0	0.00	0	0.00	0	0.00	0	0.00	0	0.00
(c) Institutions		0	0	0	0	0	0.00	0	0	0	0.00	0	0.00	0	0.00	0	0.00	0	0.00
(d) Foreign Portfolio Investor		0	0	0	0	0	0.00	0	0	0	0.00	0	0.00	0	0.00	0	0.00	0	0.00
(e) Any Other (specify)		0	0	0	0	0	0.00	0	0	0	0.00	0	0.00	0	0.00	0	0.00	0	0.00
Sub-Total (A)(2)		0	0	0	0	0	0.00	0	0	0	0.00	0	0.00	0	0.00	0	0.00	0	0.00
Total Shareholding of Promoter and Promoter Group (A) = (A)(1)+(A)(2)		13	893200466	0	0	893200466	33.02	893200466	0	893200466	33.02	31.89	0	0.00	45550000	5.10	893200466		

Details of Shares which remain unclaimed may be given here along with details such as number of shareholders, outstanding shares held in demat/unclaimed suspense account, voting rights which are frozen etc.

Note:

- (1) PAN would not be displayed on website of Stock Exchange(s).
- (2) The term "Encumbrance" has the same meaning as assigned under regulation 28(3) of SEBI (Substantial Acquisition of Shares and Takeovers) Regulations, 2011.





Table III - Statement showing shareholding pattern of the Public shareholder

Category & Name of the Shareholders	PAN	Nos. of shareholder	No. of fully paid up equity shares held	Partly paid-up equity shares held	Nos. of shares underlying Depository Receipts	Total nos. shares held	Shareholding % calculated as per SCRR, 1957	Number of Voting Rights held in each class of securities			No. of Shares Underlying Outstanding convertible securities (Including Warrants)	Total Shareholding, as a % assuming full conversion of convertible securities (as a percentage of diluted share capital)	Number of Locked in shares		Number of Shares pledged or otherwise encumbered		Number of equity shares held in dematerialized form	
								(X)					(XII)	(XIII)				
								No of Voting Rights						No.	As a % of total Shares held	No. (not applicable)		As a % of total shares held (Not applicable)
								Class X	Class Y	Total								
(i)	(ii)	(iii)	(iv)	(v)	(vi)	(vii = iv+v+vi)	As a % of (A+B+C2) (viii)	(ix)			(x) = (vii)+(x) as a % of A+B+C2	(xi)	(xii)	(xiii)	(xiv)			
(1) Institutions																		
(a) Mutual Funds/UTI		148	65059280	0	0	65059280	2.41	65059280	0	65059280	2.41	0	0	0.00	NA	64884860		
(b) Venture Capital Funds		0	0	0	0	0	0.00	0	0	0	0.00	0	0	0.00	NA	0		
(c) Alternate Investment Funds		0	0	0	0	0	0.00	0	0	0	0.00	0	0	0.00	NA	0		
(d) Foreign Venture Capital Investors		0	0	0	0	0	0.00	0	0	0	0.00	0	0	0.00	NA	0		
(e) Foreign Portfolio Investors		357	730943604	0	0	730943604	27.03	730943604	0	730943604	27.03	0	0	0.00	NA	730874624		
(i) Matthews Pacific Tiger Fund	AA8TM2313F	1	165620436	0	0	165620436	6.12	165620436	0	165620436	6.12	0	0	0.00	NA	165620436		
(ii) National Westminster Bank Plc As Depository Of First State Global Emerging Markets Leaders Fund A Sub Fund Of First State Investments Icv	AAACF8106F	1	87845474	0	0	87845474	3.25	87845474	0	87845474	3.25	0	0	0.00	NA	87845474		
(iii) National Westminster Bank Plc As Depository Of First State Asia Pacific Leaders Fund A Sub Fund Of First State Investments Icv	AAACF8104H	1	44312690	0	0	44312690	1.64	44312690	0	44312690	1.64	0	0	0.00	NA	44312690		
(iv) Aberdeen Global Indian Equity Limited	AAABCP2263L	1	36598000	0	0	36598000	1.35	36598000	0	36598000	1.35	0	0	0.00	NA	36598000		
(f) Financial Institutions/ Banks		169	14378187	0	0	14378187	0.53	14378187	0	14378187	0.53	0	0	0.00	NA	13802125		
(g) Insurance Companies		80	564368928	0	0	564368928	20.87	564368928	0	564368928	20.87	0	0	0.00	NA	564338528		
(i) Life Insurance Corporation Of India	AAACL0582H	44	369818280	0	0	369818280	13.67	369818280	0	369818280	13.67	0	0	0.00	NA	369818280		
(ii) The New India Assurance Company Limited	AAACN4165C	1	68954953	0	0	68954953	2.55	68954953	0	68954953	2.55	0	0	0.00	NA	68954953		
(iii) General Insurance Corporation Of India	AAACG0615N	1	68176404	0	0	68176404	2.52	68176404	0	68176404	2.52	0	0	0.00	NA	68176404		
(h) Provident Funds/ Pension Funds		0	0	0	0	0	0.00	0	0	0	0.00	0	0	0.00	NA	0		
(i) Any Other (specify)		0	0	0	0	0	0.00	0	0	0	0.00	0	0	0.00	NA	0		
Sub-Total (B)(1)		754	1374749999	0	0	1374749999	50.83	1374749999	0	1374749999	50.83	0	0	0.00	NA	1373990137		
(2) Central Government/ State Government(s)/ President of India		8	3659169	0	0	3659169	0.14	3659169	0	3659169	0.14	0	0	0.00	NA	3406609		
Sub-Total (B)(2)		8	3659169	0	0	3659169	0.14	3659169	0	3659169	0.14	0	0	0.00	NA	3406609		
(3) Non-Institutions																		
(a) Individuals -		302393	402567243	0	0	402567243	14.88	402567243	0	402567243	14.88	0	0	0.00	NA	340472866		
I. Individual shareholders holding nominal share capital up to Rs. 2 lakhs.		302326	386547310	0	0	386547310	14.29	386547310	0	386547310	14.29	0	0	0.00	NA	324452933		
II. Individual shareholders holding nominal share capital in excess of Rs. 2 lakhs.		67	16019933	0	0	16019933	0.59	16019933	0	16019933	0.59	0	0	0.00	NA	16019933		
(b) NBFCs registered with RBI		0	0	0	0	0	0.00	0	0	0	0.00	0	0	0.00	NA	0		
(c) Employee Trusts		0	0	0	0	0	0.00	0	0	0	0.00	0	0	0.00	NA	0		




Category & Name of the Shareholders	PAN	Nos. of shareholder	No. of fully paid up equity shares held	Partly paid-up equity shares held	Nos. of shares underlying Depository Receipts	Total nos. shares held	Shareholding % calculated as per SCRR, 1957	Number of Voting Rights held in each class of securities			No. of Shares Underlying Outstanding convertible securities (including Warrants)	Total Shareholding, as a % assuming full conversion of convertible securities (as a percentage of diluted share capital)	Number of Locked in shares		Number of Shares pledged or otherwise encumbered		Number of equity shares held in dematerialized form		
								(X)					Total as a % of Total Voting rights	(XII)	(XIII)				
								(IX)							No.	As a % of total Shares held		No. (not applicable)	As a % of total shares held (Not applicable)
								Class X	Class Y	Total									
(d) Overseas Depositories (holding DRs) (balancing figure)		4	3921500	0	0	3921500	0.14	3921500	0	3921500	0.14	0	0.00	0	0.00	NA	3920200		
(e) Any Other (specify)		2638	26531021	0	0	26531021	0.98	26531021	0	26531021	0.98	0	0.00	0	0.00	NA	24790614		
(i) Bodies Corporate		1802	16201792	0	0	16201792	0.60	16201792	0	16201792	0.60	0	0.00	0	0.00	NA	14478885		
(ii) Clearing Members		686	4157079	0	0	4157079	0.15	4157079	0	4157079	0.15	0	0.00	0	0.00	NA	4157079		
(iii) Limited Liability Partnership - LLP		24	228676	0	0	228676	0.01	228676	0	228676	0.01	0	0.00	0	0.00	NA	228676		
(iv) Trusts		63	4647877	0	0	4647877	0.17	4647877	0	4647877	0.17	0	0.00	0	0.00	NA	4636777		
(v) Directors & their relatives		2	93560	0	0	93560	0.00	93560	0	93560	0.00	0	0.00	0	0.00	NA	93560		
(vi) OCBs/Foreign Cos		4	10400	0	0	10400	0.00	10400	0	10400	0.00	0	0.00	0	0.00	NA	4000		
(vii) OCBs/Foreign Bodies - DR		1	909437	0	0	909437	0.03	909437	0	909437	0.03	0	0.00	0	0.00	NA	909437		
(viii) Foreign Nationals - DR		51	282200	0	0	282200	0.01	282200	0	282200	0.01	0	0.00	0	0.00	NA	282200		
Sub-Total (B)(3)		305030	433019764	0	0	433019764	16.01	433019764	0	433019764	16.01	0	0.00	0	0.00	NA	369183680		
Total Public Shareholding (B) = (B)(1)+(B)(2)+(B)(3)		305792	1811428932	0	0	1811428932	66.98	1811428932	0	1811428932	66.98	0	0.00	0	0.00	NA	1746580426		
Details of the shareholders acting as persons in Concert including their Shareholding (No. and %):																			
Details of Shares which remain undelivered may be given here along with details such as number of shareholders, outstanding shares held in demat/undelivered suspense account, voting rights which are frozen etc.																			
Note: (1) PAN would not be displayed on website of Stock Exchange(s). (2) The above format needs to be disclosed along with the name of following persons: institutions/Non institutions holding more than 1% of total number of shares. (3) W.r.t. the information pertaining to Depository Receipts, the same may be disclosed in the respective columns to the extent information available and the balance to be disclosed as held by custodian.																			



Table IV - Statement showing shareholding pattern of the Non Promoter- Non Public shareholder

Category & Name of the Shareholders	PAN	No. of shareholder	No. of fully paid up equity shares held	Partly paid-up equity shares held	Nos. of shares underlying Depository Receipts	Total nos. shares held	Shareholding % calculated as per SCRR, 1957	Number of Voting Rights held in each class of securities			No. of Shares Underlying Outstanding convertible securities (including Warrants)	Total Shareholding, as a % assuming full conversion of convertible securities (as a percentage of diluted share capital)	Number of Locked In shares		Number of Shares pledged or otherwise encumbered		Number of equity shares held in dematerialized form				
								(IX)					(X)	(XI) = (VII)+(X) as a % of A+B+C2	(XII)			(XIII)		(XIV) (Not Applicable)	
								No of Voting Rights							Total as a % of Total Voting rights	No.		As a % of total Shares held	No. (not appli-cable)		As a % of total shares held (Not applicable)
								Class X	Class Y	Total											
(1) Custodian/DR Holder (a) Name of DR Holder (if available) (i) abc... (ii) efg...		0	0	0	0	0	0.00	0	0	0	0.00	0	0.00	0	0.00	0	0	0	0		
(2) Employee Benefit Trust (under SEBI (Share based Employee Benefit) Regulations, 2014) (a) Name (abc...)		0	0	0	0	0	0.00	0	0	0	0.00	0	0.00	0	0.00	0	0	0	0		
Total Non-Promoter- Non Public Shareholding (C) = (C1)+(C2)		0	0	0	0	0	0.00	0	0	0	0.00	0	0.00	0	0.00	0	0	0	0		

Note
 (1) PAN would not be displayed on website of Stock Exchange(s).
 (2) The above format needs to disclose name of all holders holding more than 1% of total number of shares
 (3) w.r.t. the information pertaining to Depository Receipts, the same may be disclosed in the respective columns to the extent information available.



Shareholding Pattern - POST
Format of holding of specified securities

- 1 Name of Listed Entity: **The Tata Power Company Limited**
- 2 Scrip Code : **500400** / Name of Scrip : **TATAPOWER** / Class of Security : **Equity**
- 3 Share Holding Pattern Filed under: Reg. 31(1)(b)
- a. If under 31(1)(b) then indicate the report for Quarter ending 31st December, 2015
- 4 **Declaration:** The Listed entity is required to submit the following declaration to the extent of submission of information:-

	Particulars	Yes*	No*
1	Whether the Listed Entity has issued any partly paid up shares?		No
2	Whether the Listed Entity has issued any Convertible Securities or Warrants?	Yes	
3	Whether the Listed Entity has any shares against which depository receipts are issued?	Yes	
4	Whether the Listed Entity has any shares in locked-in?		No
5	Whether any shares held by promoters are pledge or otherwise encumbered?	Yes	

* If the Listed Entity selects the option 'No' for the questions above, the columns for the partly paid up shares, Outstanding Convertible Securities/Warrants, depository receipts, locked-in shares, No of shares pledged or otherwise encumbered by promoters, as applicable, shall not be displayed at the time of dissemination on the Stock Exchange website. Also wherever there is 'No' declared by Listed Entity in above table the values will be considered as 'Zero' by default on submission of the format of holding of specified securities.

- 5 The tabular format for disclosure of holding of specified securities is as follows:-


Certified True Copy
The Tata Power Company Limited

Company Secretary

Table I - Summary Statement holding of specified securities

Category	Category of shareholder	Nos. of shareholders	No. of fully paid up equity shares held	No. of Partly paid-up equity shares held	No. of shares underlying Depository Receipts	Total nos. shares held	Shareholding as a % of total no. of shares (calculated as per SCRR, 1957)	Number of Voting Rights held in each class of securities			No. of Shares Underlying Outstanding convertible securities (including Warrants)	Shareholding, as a % assuming full conversion of convertible securities (as a percentage of diluted share capital)	Number of Locked in shares		Number of Shares pledged or otherwise encumbered		Number of equity shares held in dematerialized form			
								(IX)					(X)	(XI) = (VII)+(X) As a % of (A+B+C2)	(XII)			(XIII)		
								No of Voting Rights							Total as a % of (A+B+C)	No.		As a % of total Shares held	No.	As a % of total Shares held
								Class eg: X	Class eg: Y	Total										
(A)	Promoter & Promoter Group	13	893200466	0	0	893200466	33.02	893200466	0	893200466	0.00	0	31.89	0	0.00	45550000	5.10	893200466		
(B)	Public	305792	1811428932	0	0	1811428932	66.98	1811428932	0	1811428932	0.00	96440890	68.11	0	0.00	NA		1746580426		
(C)	Non Promoter- Non Public	0	0	0	0	0	0.00	0	0	0	0.00	0	0.00	0	0.00	NA		0		
(C1)	Shares underlying DRs	0	0	0	0	0	NA	0	0	0	0.00	0	0.00	0	0.00	NA		0		
(C2)	Shares held by Employee Trusts	0	0	0	0	0	0.00	0	0	0	0.00	0	0.00	0	0.00	NA		0		
	Total	305805	2704629398	0	0	2704629398	100.00	2704629398	0	2704629398	0.00	96440890	100.00	0	0.00	45550000	1.68	2639780892		




Table II - Statement showing shareholding pattern of the Promoter and Promoter Group

Category & Name of the Shareholders	PAN	No. of shareholder	No. of fully paid up equity shares held	Partly paid-up equity shares held	Nos. of shares underlying Depository Receipts	Total nos. shares held	Shareholding % calculated as per SCRR, 1957	Number of Voting Rights held in each class of securities			No. of Shares Underlying Outstanding convertible securities (including Warrants)	Shareholding, as a % assuming full conversion of convertible securities (as a percentage of diluted share capital)	Number of Locked in shares		Number of Shares pledged or otherwise encumbered		Number of equity shares held in dematerialized form			
								(X)					(X)	(XI) = (VII)+(X) as a % of A+B+C2	(XII)			(XIII)		
								No of Voting Rights							Total as a % of Total Voting rights	No.		As a % of total Shares held	No.	As a % of total shares held
								Class X	Class Y	Total										
(1) Indian																				
(a) Individuals/Hindu undivided Family		0	0	0	0	0	0.00	0	0	0	0.00	0	0.00	0	0.00	0	0.00	0		
(b) Central Government/ State Government(s)		0	0	0	0	0	0.00	0	0	0	0.00	0	0.00	0	0.00	0	0.00	0		
(c) Financial Institutions/ Banks		0	0	0	0	0	0.00	0	0	0	0.00	0	0.00	0	0.00	0	0.00	0		
(d) Any Other (specify)		0	0	0	0	0	0.00	0	0	0	0.00	0	0.00	0	0.00	0	0.00	0		
(i) Bodies Corporate		13	893200466	0	0	893200466	33.02	893200466	0	893200466	33.02	0	31.89	0	0.00	45550000	5.54	893200466		
(i) Tata Sons Limited	AAACT4060A	4	821899682	0	0	821899682	30.39	821899682	0	821899682	30.39	0	29.34	0	0.00	45550000	5.54	821899682		
(ii) Tata Steel Limited	AAACT2803M	1	39122725	0	0	39122725	1.45	39122725	0	39122725	1.45	0	1.40	0	0.00	0	0.00	39122725		
(iii) Tata Industries Limited	AAACT4058L	1	22435200	0	0	22435200	0.83	22435200	0	22435200	0.83	0	0.80	0	0.00	0	0.00	22435200		
(iv) Tata Investment Corporation Ltd	AAACT4120F	2	6847842	0	0	6847842	0.25	6847842	0	6847842	0.25	0	0.24	0	0.00	0	0.00	6847842		
(v) Ewart Investments Limited	AAACE2546C	1	2229657	0	0	2229657	0.08	2229657	0	2229657	0.08	0	0.08	0	0.00	0	0.00	2229657		
(vi) Sir Dorabji Tata Trust	AAAT50494G	1	572880	0	0	572880	0.02	572880	0	572880	0.02	0	0.02	0	0.00	0	0.00	572880		
(vii) Sir Ratan Tata Trust	AAAT51013P	1	70160	0	0	70160	0.00	70160	0	70160	0.00	0	0.00	0	0.00	0	0.00	70160		
(viii) J R D Tata Trust	AAATT0165F	1	13200	0	0	13200	0.00	13200	0	13200	0.00	0	0.00	0	0.00	0	0.00	13200		
(ix) Sheba Properties Ltd	AAEC50591F	1	9120	0	0	9120	0.00	9120	0	9120	0.00	0	0.00	0	0.00	0	0.00	9120		
Sub-Total (A)[1]		13	893200466	0	0	893200466	33.02	893200466	0	893200466	33.02	0	31.89	0	0.00	45550000	5.10	893200466		
(2) Foreign																				
(a) Individuals (Non-Resident Individuals/ Foreign Individuals)		0	0	0	0	0	0.00	0	0	0	0.00	0	0.00	0	0.00	0	0.00	0		
(b) Government		0	0	0	0	0	0.00	0	0	0	0.00	0	0.00	0	0.00	0	0.00	0		
(c) Institutions		0	0	0	0	0	0.00	0	0	0	0.00	0	0.00	0	0.00	0	0.00	0		
(d) Foreign Portfolio Investor		0	0	0	0	0	0.00	0	0	0	0.00	0	0.00	0	0.00	0	0.00	0		
(e) Any Other (specify)		0	0	0	0	0	0.00	0	0	0	0.00	0	0.00	0	0.00	0	0.00	0		
Sub-Total (A)[2]		0	0	0	0	0	0.00	0	0	0	0.00	0	0.00	0	0.00	0	0.00	0		
Total Shareholding of Promoter and Promoter Group (A) = (A)[1]+(A)[2]		13	893200466	0	0	893200466	33.02	893200466	0	893200466	33.02	0	31.89	0	0.00	45550000	5.10	893200466		

Details of Shares which remain unclaimed may be given here along with details such as number of shareholders, outstanding shares held in demat/unclaimed suspense account, voting rights which are frozen etc.

Note:

- PAN would not be displayed on website of Stock Exchange(s).
- The term "Encumbrance" has the same meaning as assigned under regulation 28(3) of SEBI (Substantial Acquisition of Shares and Takeovers) Regulations, 2011.





Table III - Statement showing shareholding pattern of the Public shareholder

Category & Name of the Shareholders	PAN	Nos. of shareholder	No. of fully paid up equity shares held	Partly paid-up equity shares held	Nos. of shares underlying Depository Receipts	Total nos. shares held	Shareholding % calculated as per SCRR, 1957 As a % of (A+B+C2) (VII)	Number of Voting Rights held in each class of securities			No. of Shares Outstanding convertible securities (including	Total Shareholding, as a % assuming full conversion of convertible securities (as a percentage of diluted share capital)	Number of Locked In Shares		Number of Shares pledged or otherwise encumbered		Number of equity shares held in dematerialized form
								(IX)					(X)	(XI)	(XIII)		
								No of Voting Rights							Total as a % of Total Voting rights	No.	
Class X	Class Y	Total	(a)	(b)	(a)	(b)											
(1) Institutions																	
(a) Mutual Funds/UTI		148	65059280	0	0	65059280	2.41	65059280	0	65059280	2.41	0	0	0.00	NA	64884860	
(b) Venture Capital Funds		0	0	0	0	0	0.00	0	0	0	0.00	0	0.00	NA	0	0	
(c) Alternate Investment Funds		0	0	0	0	0	0.00	0	0	0	0.00	0	0.00	NA	0	0	
(d) Foreign Venture Capital Investors		0	0	0	0	0	0.00	0	0	0	0.00	0	0.00	NA	0	0	
(e) Foreign Portfolio Investors		357	730943604	0	0	730943604	27.03	730943604	0	730943604	27.03	0	0.00	NA	730874624	0	
(i) Matthews Pacific Tiger Fund	AAATM2313F	1	165620436	0	0	165620436	6.12	165620436	0	165620436	6.12	0	0.00	NA	165620436	0	
(ii) National Westminster Bank Plc As Depository Of First State Global Emerging Markets Leaders Fund A Sub Fund Of First State Investments Iocv	AAACF8106F	1	87845474	0	0	87845474	3.25	87845474	0	87845474	3.25	0	0.00	NA	87845474	0	
(iii) National Westminster Bank Plc As Depository Of First State Asia Pacific Leaders Fund A Sub Fund Of First State Investments Iocv	AAACF8104H	1	44312690	0	0	44312690	1.64	44312690	0	44312690	1.64	0	0.00	NA	44312690	0	
(iv) Aberdeen Global Indian Equity Limited	AAACP2263L	1	36598000	0	0	36598000	1.35	36598000	0	36598000	1.35	0	0.00	NA	36598000	0	
(f) Financial Institutions/ Banks		169	14378187	0	0	14378187	0.53	14378187	0	14378187	0.53	0	0.00	NA	13892125	0	
(g) Insurance Companies		80	564368928	0	0	564368928	20.87	564368928	0	564368928	20.87	0	0.00	NA	56438528	0	
(i) Life Insurance Corporation Of India	AAACL0582H	44	369818280	0	0	369818280	13.67	369818280	0	369818280	13.67	0	0.00	NA	369818280	0	
(ii) The New India Assurance Company Limited	AAACN4165C	1	68954953	0	0	68954953	2.55	68954953	0	68954953	2.55	0	0.00	NA	68954953	0	
(iii) General Insurance Corporation Of India	AAACG0615N	1	68176404	0	0	68176404	2.52	68176404	0	68176404	2.52	0	0.00	NA	68176404	0	
(h) Provident Funds/ Pension Funds		0	0	0	0	0	0.00	0	0	0	0.00	0	0.00	NA	0	0	
(i) Any Other (specify)		0	0	0	0	0	0.00	0	0	0	0.00	0	0.00	NA	0	0	
Sub-Total (B)(1)		754	1374749999	0	0	1374749999	50.83	1374749999	0	1374749999	50.83	0	0.00	NA	1373990137	0	
(2) Central Government/ State Government(s)/ President of India		8	3659169	0	0	3659169	0.14	3659169	0	3659169	0.14	0	0.00	NA	3406609	0	
Sub-Total (B)(2)		8	3659169	0	0	3659169	0.14	3659169	0	3659169	0.14	0	0.00	NA	3406609	0	
(3) Non-Institutions																	
(a) Individuals -		302393	402567243	0	0	402567243	14.88	402567243	0	402567243	14.88	0	0.00	NA	340472866	0	
I. Individual shareholders holding nominal share capital up to Rs. 2 lakhs.		302326	386547310	0	0	386547310	14.29	386547310	0	386547310	14.29	0	0.00	NA	324452933	0	
II. Individual shareholders holding nominal share capital in excess of Rs. 2 lakhs.		67	16019933	0	0	16019933	0.59	16019933	0	16019933	0.59	0	0.00	NA	16019933	0	
(b) NBFCs registered with RBI		0	0	0	0	0	0.00	0	0	0	0.00	0	0.00	NA	0	0	
(c) Employee Trusts		0	0	0	0	0	0.00	0	0	0	0.00	0	0.00	NA	0	0	
(d) Overseas Depositories (holding DRs) (balancing figure)		4	3921500	0	0	3921500	0.14	3921500	0	3921500	0.14	0	0.00	NA	3920200	0	



Category & Name of the Shareholders	PAN	Nos. of shareholder	No. of fully paid up equity shares held	Partly paid-up equity shares held	Nos. of shares underlying Depository Receipts	Total nos. shares held	Shareholding % calculated as per SCRR, 1957	Number of Voting Rights held in each class of securities			No. of Shares Underlying Outstanding convertible securities (including	Total Shareholding, as a % assuming full conversion of convertible securities (as a percentage of diluted share capital)	Number of Locked In shares		Number of Shares pledged or otherwise encumbered		Number of equity shares held in dematerialized form		
								(X)					(X)	(XI) = (VII)+(X) as a % of A+B+C2	(XII)			(XIII)	
								No of Voting Rights							Total as a % of Total Voting rights	No.		As a % of total Shares held	No. (not applicable)
(i)	(ii)	(iii)	(iv)	(v)	(vi)	(VII) = IV+V+VI	As a % of (A+B+C2) (VIII)	Class X	Class Y	Total	(a)	(b)	(a)	(b)	(XIV)				
(e) Any Other (specify)		2633	26531021	0	0	26531021	0.98	26531021	0	26531021	0.98	0	0.95	0	0.00	NA	24790614		
(i) Bodies Corporate		1802	16201792	0	0	16201792	0.60	16201792	0	16201792	0.60	0	0.58	0	0.00	NA	14478885		
(ii) Clearing Members		686	4157079	0	0	4157079	0.15	4157079	0	4157079	0.15	0	0.15	0	0.00	NA	4157079		
(iii) Limited Liability Partnership - LLP		24	228676	0	0	228676	0.01	228676	0	228676	0.01	0	0.01	0	0.00	NA	228676		
(iv) Trusts		63	4647877	0	0	4647877	0.17	4647877	0	4647877	0.17	0	0.17	0	0.00	NA	4636777		
(v) Directors & their relatives		2	93560	0	0	93560	0.00	93560	0	93560	0.00	0	0.00	0	0.00	NA	93560		
(vi) OCBs/Foreign Cos		4	10400	0	0	10400	0.00	10400	0	10400	0.00	0	0.00	0	0.00	NA	4000		
(vii) OCBs/Foreign Bodies - DR		1	909437	0	0	909437	0.03	909437	0	909437	0.03	0	0.03	0	0.00	NA	909437		
(viii) Foreign Nationals - DR		51	282200	0	0	282200	0.01	282200	0	282200	0.01	0	0.01	0	0.00	NA	282200		
Sub-Total (B)(3)		305090	433019764	0	0	433019764	16.01	433019764	0	433019764	16.01	0	96440890	18.90	0	0.00	NA	369183680	
Total Public Shareholding		305792	1811428932	0	0	1811428932	66.98	1811428932	0	1811428932	66.98	0	96440890	68.11	0	0.00	NA	1746580426	
[B] = (D)(1)+(B)(2)+(B)(3)																			
Details of the shareholders acting as persons in Concert including their Shareholding (No. and %):																			
Details of Shares which remain unclaimed may be given hear along with details such as number of shareholders, outstanding shares held in demat/unclaimed suspense account, voting rights which are frozen etc.																			
Note:																			
(1) PAN would not be displayed on website of Stock Exchange(s).																			
(2) The above format needs to be disclosed along with the name of following persons: Institutions/Non Institutions holding more than 1% of total number of shares.																			
(3) W.r.t. the Information pertaining to Depository Receipts, the same may be disclosed in the respective columns to the extent information available and the balance to be disclosed as held by custodian,																			





Table IV - Statement showing shareholding pattern of the Non Promoter- Non Public shareholder

	Category & Name of the Shareholders	PAN	No. of shareholder	No. of fully paid up equity shares held	Partly paid-up equity shares held	Nos. of shares underlying Depository Receipts	Total nos. shares held	Shareholding % calculated as per SCRR, 1957	Number of Voting Rights held in each class of securities			No. of Shares Underlying Outstanding convertible securities (Including Warrants)	Total Shareholding, as a % assuming full conversion of convertible securities (as a percentage of diluted share capital)	Number of Locked In shares		Number of Shares pledged or otherwise encumbered		Number of equity shares held in dematerialized form				
									(IX)					(X)	(XI) = (VII)+(X) as a % of A+B+C2	(XII)			(XIII)		(XIV) (Not Applicable)	
									No of Voting Rights							Total as a % of Total Voting rights	No.		As a % of total Shares held	No. (not appll-cable)		As a % of total shares held (Not applicable)
									Class X	Class Y	Total											
(1)	Custodian/DR Holder		0	0	0	0	0	0.00	0	0	0	0.00	0	0.00	0	0.00	0	0				
(a)	Name of DR Holder (if available)																					
(i)	abc,...																	NA				
(ii)	efg,...																	NA				
(2)	Employee Benefit Trust (under SEBI (Share based Employee Benefit) Regulations, 2014)		0	0	0	0	0	0.00	0	0	0	0.00	0	0.00	0	0.00	0	0				
(a)	Name (abc,...																	NA				
Total Non-Promoter- Non Public Shareholding (C) = (C1)-(C2)			0	0	0	0	0	0.00	0	0	0	0.00	0	0.00	0	0.00	0	NA				
<p>Note</p> <p>(1) PAN would not be displayed on website of Stock Exchange(s).</p> <p>(2) The above format needs to disclose name of all holders holding more than 1% of total number of shares</p> <p>(3) W.r.t. the information pertaining to Depository Receipts, the same may be disclosed in the respective columns to the extent information available,</p>																						




TATA POWER RENEWABLE ENERGY LIMITED
CIN: U40108MH2007PLC168314
Registered Office C/o The Tata Power Company Limited
Corporate Center, A Block, 34, Sant Tukaram Road
Carnac Bunder, Mumbai 400 009.

SHAREHOLDINGPATTERN AS ON 31ST DECEMBER 2015

Name of Shareholder	Pre scheme No. of Shares	Post scheme No. of Shares
The Tata Power Company Limited	50,61,07,709	50,61,07,709
The Tata Power Company Limited Jointly with Mr Nandakumar Tirumalai	1	1
The Tata Power Company Limited Jointly with Mr S Dube	1	1
The Tata Power Company Limited Jointly with Mr A S Bapat	1	1
The Tata Power Company Limited Jointly with Mr H M Mistry	1	1
The Tata Power Company Limited Jointly with Mr Rahul Shah	1	1
The Tata Power Company Limited Jointly with Mr R N Subramanyam	1	1
Grand Total	50,61,07,715	50,61,07,715

For Tata Power Renewable Energy Ltd



(Mona Purandare)
Company Secretary



SUPA WINDFARM LIMITED
CIN: U40300MH2015PLC270878
Registered Office C/o The Tata Power Company Limited
Corporate Center, A Block, 34, Sant Tukaram Road
Carnac Bunder, Mumbai 400 009.

LIST OF SHAREHOLDERS AS OF 10TH DECEMBER 2015 (DATE OF INCORPORATION)

<u>Name of the Shareholder</u>	<u>No. of Shares Pre scheme</u>	<u>No. of Shares Pre scheme</u>
Tata Power Renewable Energy Limited	49,994	49,994
Rajiv Samant	1	1
Gopal Bhatia	1	1
Vidyadhar Wagle	1	1
Nilufer Irani	1	1
Paresh Sahasrabudhe	1	1
Satish Bhat	1	1
Total	50,000	50,000

For Supa Windfarm Ltd.


(J V Patil)
Director




NIVADE WINDFARM LIMITED
CIN: U40300MH2015PLC271114.
Registered Office C/o The Tata Power Company Limited
Corporate Center, A Block, 34, Sant Tukaram Road
Carnac Bunder, Mumbai 400 009.

LIST OF SHAREHOLDERS AS OF 17TH DECEMBER 2015 (DATE OF INCORPORATION)

<u>Name of the Shareholder</u>	<u>Pre scheme No. of Shares</u>	<u>Post scheme No. of Shares</u>
Tata Power Renewable Energy Limited	49,994	2,11,69,994
Rajiv Samant	1	1
Gopal Bhatia	1	1
Vidyadhar Wagle	1	1
Nilufer Irani	1	1
Paresh Sahasrabudhe	1	1
Satish Bhat	1	1
Total	50,000	2,11,70,000

For Nivade Windfarm Ltd.


(J V Patil)
Director





POOLAVADI WINDFARM LIMITED
CIN: U40300MH2016PLC271899
Registered Office C/o The Tata Power Company Limited
Corporate Center, A Block, 34, Sant Tukaram Road
Carnac Bunder, Mumbai 400 009.

LIST OF SHAREHOLDERS AS ON 9TH JANUARY 2016 (DATE OF INCORPORATION)

<u>Name of the Shareholder</u>	<u>No. of Shares Pre scheme</u>	<u>No. of Shares Post scheme</u>
Tata Power Renewable Energy Limited	49,994	2,45,79,994
Rajiv Samant	1	1
Gopal Bhatia	1	1
Vidyadhar Wagle	1	1
Nilufer Irani	1	1
Paresh Sahasrabudhe	1	1
Satish Bhat	1	1
Total	50,000	2,45,80,000

For Poolavadi Windfarm Ltd.


(J V Patil)
Director



TATA POWER GREEN ENERGY LIMITED
CIN: U40108MH2011PLC211851
Registered Office C/o The Tata Power Company Limited
Corporate Center, A Block, 34, Sant Tukaram Road
Carnac Bunder, Mumbai 400 009.

SHAREHOLDING PATTERN AS ON 9TH JANUARY 2016

<u>Name of the Shareholder</u>	<u>No. of Shares Pre scheme</u>	<u>No. of Shares Post Scheme</u>
Tata Power Renewable Energy Limited	49,994	49,994
Tata Power Renewable Energy Limited Jointly with Rajiv Samant	1	1
Tata Power Renewable Energy Limited Jointly with Gopal Bhatia	1	1
Tata Power Renewable Energy Limited Jointly with Vidyadhar Wagle	1	1
Tata Power Renewable Energy Limited Jointly with Nilufer Irani	1	1
Tata Power Renewable Energy Limited Jointly with Paresh Sahasrabudhe	1	1
Tata Power Renewable Energy Limited Jointly with Satish Bhat	1	1
Total	50,000	50,000

For Tata Power Green Energy Ltd.


(J V Patil)
Director

