

INDEPENDENT AUDITOR'S REPORT

To the Members of Poolavadi Windfarm Limited

Report on the Audit of the Financial Statements

Opinion

We have audited the accompanying financial statements of Poolavadi Windfarm Limited ("the Company"), which comprise the Balance sheet as at March 31, 2026, the Statement of Profit and Loss, including the statement of Other Comprehensive Income, the Cash Flow Statement and the Statement of Changes in Equity for the year then ended, and notes to the financial statements, including a summary of material accounting policies and other explanatory information.

In our opinion and to the best of our information and according to the explanations given to us, the aforesaid financial statements give the information required by the Companies Act, 2013, as amended ("the Act") in the manner so required and give a true and fair view in conformity with the accounting principles generally accepted in India, of the state of affairs of the Company as at March 31, 2026, its profit, including other comprehensive income, its cash flows and the changes in equity for the year ended on that date.

Basis for Opinion


We conducted our audit of the financial statements in accordance with the Standards on Auditing (SAs), as specified under section 143(10) of the Act. Our responsibilities under those Standards are further described in the 'Auditor's Responsibilities for the Audit of the Financial Statements' section of our report. We are independent of the Company in accordance with the 'Code of Ethics' issued by the Institute of Chartered Accountants of India together with the ethical requirements that are relevant to our audit of the financial statements under the provisions of the Act and the Rules thereunder, and we have fulfilled our other ethical responsibilities in accordance with these requirements and the Code of Ethics. We believe that the audit evidence we have obtained is sufficient and appropriate to provide a basis for our audit opinion on the financial statements.

Information Other than the Financial Statements and Auditor's Report Thereon

The Company's Board of Directors is responsible for the other information. The other information comprises the information included in the Director's report, but does not include the financial statements and our auditor's report thereon.

Our opinion on the financial statements does not cover the other information and we do not express any form of assurance conclusion thereon.

In connection with our audit of the financial statements, our responsibility is to read the other information and, in doing so, consider whether such other information is materially inconsistent with the financial statements or our knowledge obtained in the audit or otherwise appears to be materially misstated. If, based on the work we have performed, we conclude that there is a material misstatement of this other information, we are required to report that fact. We have nothing to report in this regard.



Responsibilities of Management for the Financial Statements

The Company's Board of Directors is responsible for the matters stated in section 134(5) of the Act with respect to the preparation of these financial statements that give a true and fair view of the financial position, financial performance including other comprehensive income, cash flows and changes in equity of the Company in accordance with the accounting principles generally accepted in India, including the Indian Accounting Standards (Ind AS) specified under section 133 of the Act read with the Companies (Indian Accounting Standards) Rules, 2015, as amended. This responsibility also includes maintenance of adequate accounting records in accordance with the provisions of the Act for safeguarding of the assets of the Company and for preventing and detecting frauds and other irregularities; selection and application of appropriate accounting policies; making judgments and estimates that are reasonable and prudent; and the design, implementation and maintenance of adequate internal financial controls, that were operating effectively for ensuring the accuracy and completeness of the accounting records, relevant to the preparation and presentation of the financial statements that give a true and fair view and are free from material misstatement, whether due to fraud or error.

In preparing the financial statements, management is responsible for assessing the Company's ability to continue as a going concern, disclosing, as applicable, matters related to going concern and using the going concern basis of accounting unless management either intends to liquidate the Company or to cease operations, or has no realistic alternative but to do so.

Those Board of Directors are also responsible for overseeing the Company's financial reporting process.

Auditor's Responsibilities for the Audit of the Financial Statements

Our objectives are to obtain reasonable assurance about whether the financial statements as a whole are free from material misstatement, whether due to fraud or error, and to issue an auditor's report that includes our opinion. Reasonable assurance is a high level of assurance, but is not a guarantee that an audit conducted in accordance with SAs will always detect a material misstatement when it exists. Misstatements can arise from fraud or error and are considered material if, individually or in the aggregate, they could reasonably be expected to influence the economic decisions of users taken on the basis of these financial statements.

As part of an audit in accordance with SAs, we exercise professional judgment and maintain professional skepticism throughout the audit. We also:

- ▶ Identify and assess the risks of material misstatement of the financial statements, whether due to fraud or error, design and perform audit procedures responsive to those risks, and obtain audit evidence that is sufficient and appropriate to provide a basis for our opinion. The risk of not detecting a material misstatement resulting from fraud is higher than for one resulting from error, as fraud may involve collusion, forgery, intentional omissions, misrepresentations, or the override of internal control.
- ▶ Obtain an understanding of internal control relevant to the audit in order to design audit procedures that are appropriate in the circumstances. Under section 143(3)(i) of the Act, we are also responsible for expressing our opinion on whether the Company has adequate internal financial controls with reference to financial statements in place and the operating effectiveness of such controls.
- ▶ Evaluate the appropriateness of accounting policies used and the reasonableness of accounting estimates and related disclosures made by management.
- ▶ Conclude on the appropriateness of management's use of the going concern basis of accounting and, based on the audit evidence obtained, whether a material uncertainty exists related to events or conditions that may cast significant doubt on the Company's ability to continue as a going concern. If we conclude that a material uncertainty exists, we are required to draw attention in our auditor's report to the related disclosures in the financial statements or, if such disclosures are inadequate, to modify our opinion. Our conclusions are based on the audit evidence obtained up to the date of our auditor's report. However, future events or conditions may cause the Company to cease to continue as a going concern.
- ▶ Evaluate the overall presentation, structure and content of the financial statements, including the disclosures, and whether the financial statements represent the underlying transactions and events in a manner that achieves fair presentation.



We communicate with those charged with governance regarding, among other matters, the planned scope and timing of the audit and significant audit findings, including any significant deficiencies in internal control that we identify during our audit.

We also provide those charged with governance with a statement that we have complied with relevant ethical requirements regarding independence, and to communicate with them all relationships and other matters that may reasonably be thought to bear on our independence, and where applicable, related safeguards.


Report on Other Legal and Regulatory Requirements

1. As required by the Companies (Auditor's Report) Order, 2020 ("the Order"), issued by the Central Government of India in terms of sub-section (11) of section 143 of the Act, we give in the "Annexure 1" a statement on the matters specified in paragraphs 3 and 4 of the Order.
2. As required by Section 143(3) of the Act, we report that:
 - (a) We have sought and obtained all the information and explanations which to the best of our knowledge and belief were necessary for the purposes of our audit;
 - (b) In our opinion, proper books of account as required by law have been kept by the Company, so far as it appears from our examination of those books. Also refer to para (h)(vi) below on reporting under Rule 11(g);
 - (c) The Balance Sheet, the Statement of Profit and Loss including the Statement of Other Comprehensive Income, the Cash Flow Statement and Statement of Changes in Equity dealt with by this Report are in agreement with the books of account;
 - (d) In our opinion, the aforesaid financial statements comply with the Accounting Standards specified under Section 133 of the Act, read with Companies (Indian Accounting Standards) Rules, 2015, as amended;
 - (e) On the basis of the written representations received from the directors as on March 31, 2026 taken on record by the Board of Directors, none of the directors is disqualified as on March 31, 2026 from being appointed as a director in terms of Section 164 (2) of the Act;
 - (f) With respect to the adequacy of the internal financial controls with reference to these financial statements and the operating effectiveness of such controls, refer to our separate Report in "Annexure 2" to this report;
 - (g) The provisions of section 197 read with Schedule V of the Act are applicable to the Company for the year ended March 31, 2026. However, no managerial remuneration has been paid/ provided by the Company to its directors;
 - (h) With respect to the other matters to be included in the Auditor's Report in accordance with Rule 11 of the Companies (Audit and Auditors) Rules, 2014, as amended in our opinion and to the best of our information and according to the explanations given to us:
 - i. The Company has disclosed the impact of pending litigations on its financial position in its financial statements - Refer notes 35 and 37 to the financial statements;
 - ii. The Company did not have any long-term contracts including derivative contracts for which there were any material foreseeable losses;
 - iii. There were no amounts which were required to be transferred to the Investor Education and Protection Fund by the Company;



- iv. a) The management has represented that, to the best of its knowledge and belief as disclosed in the note 39 (v) to the financial statement no funds have been advanced or loaned or invested (either from borrowed funds or share premium or any other sources or kind of funds) by the Company to or in any other person or entity, including foreign entities ("Intermediaries"), with the understanding, whether recorded in writing or otherwise, that the Intermediary shall, whether, directly or indirectly lend or invest in other persons or entities identified in any manner whatsoever by or on behalf of the Company ("Ultimate Beneficiaries") or provide any guarantee, security or the like on behalf of the Ultimate Beneficiaries;
- b) The management has represented that, to the best of its knowledge and belief as disclosed in the note 39 (vi) to the financial statement no funds have been received by the Company from any person or entity, including foreign entities ("Funding Parties"), with the understanding, whether recorded in writing or otherwise, that the Company shall, whether, directly or indirectly, lend or invest in other persons or entities identified in any manner whatsoever by or on behalf of the Funding Party ("Ultimate Beneficiaries") or provide any guarantee, security or the like on behalf of the Ultimate Beneficiaries; and
- c) Based on such audit procedures performed that have been considered reasonable and appropriate in the circumstances, nothing has come to our notice that has caused us to believe that the representations under sub-clause (a) and (b) contain any material misstatement.
- v. No dividend has been declared or paid during the year by the Company.
- vi. Based on our examination which included test checks, the Company has used SAP accounting software for maintaining its books of account which has a feature of recording audit trail (edit log) facility and the same has operated throughout the year for all relevant transactions recorded in the software. Further, during the course of our audit we did not come across any instance of audit trail feature being tampered with. Additionally, the audit trail of prior years has been preserved by the Company as per the statutory requirements for record retention to the extent it was enabled and recorded in the respective years (refer note 34 to the financial statements).

For S R B C & C O L L P
Chartered Accountants
ICAI Firm Registration Number: 324982E/E300003


per Mahadevan Krishnan
Partner
Membership Number: 130508
UDIN: 26130508WROVLK2483
Place of Signature: Mumbai
Date: April 16, 2026



Annexure 1 to the Independent Auditor's Report referred to in paragraph 1 under the heading 'Report on Other Legal and Regulatory Requirements' of our report of even date on the financial statements of Poolavadi Windfarm Limited ("the Company")

In terms of the information and explanations sought by us and given by the Company and the books of account and records examined by us in the normal course of audit and to the best of our knowledge and belief, we state that:

- (i) (a)(A) The Company has maintained proper records showing full particulars, including quantitative details and situation of Property, Plant and Equipment.
- (B) The Company has maintained proper records showing full particulars of intangibles assets.
- (b) All Property, Plant and Equipment were physically verified by the management in the current year in accordance with a planned programme of verifying them once in three years which is reasonable having regard to the size of the Company and the nature of its assets. No material discrepancies were noticed on such verification.
- (c) The title deeds of immovable properties disclosed in note 5 to the financial statements included in property, plant and equipment are held in the name of the Company.
- The lease deeds of leasehold land disclosed in note 6 to the financial statements are held in the name of the Company except dispute in relation to leased land taken from fellow subsidiary.
- (d) The Company has not revalued its Property, Plant and Equipment (including Right of Use Assets) or Other Intangible Assets during the year ended March 31, 2026.
- (e) There are no proceedings initiated or are pending against the Company for holding any benami property under the Prohibition of Benami Property Transactions Act, 1988 and rules made thereunder.
- (ii) (a) The inventory has been physically verified by the management during the year. In our opinion, the frequency of verification by the management is reasonable and the coverage and procedure for such verification is appropriate. No material discrepancies were noticed on such physical verification.
- (b) The Company has not been sanctioned working capital limits in excess of Rs. five crores in aggregate from banks during any point of time of the year on the basis of security of current assets of the Company. Accordingly, the requirement to report on clause 3(ii)(b) of the Order is not applicable to the Company.
- (iii) (a) During the year, the Company has not provided loans, advances in the nature of loans, stood guarantee or provided security to companies, firms, Limited Liability Partnerships or any other parties. Accordingly, the requirement to report on clause 3(iii)(a) of the Order is not applicable to the Company.
- (b) During the year, the Company has not made investments, provided guarantees, provided security and granted loans and advances in the nature of loans to companies, firms, Limited Liability Partnerships or any other parties. Accordingly, the requirement to report on clause 3(iii)(b) of the Order is not applicable to the Company.
- (c) The Company has not granted loans and advances in the nature of loans to companies, firms, Limited Liability Partnerships or any other parties. Accordingly, the requirement to report on clause 3(iii)(c) of the Order is not applicable to the Company.
- (d) The Company has not granted loans or advances in the nature of loans to companies, firms, Limited Liability Partnerships or any other parties. Accordingly, the requirement to report on clause 3(iii)(d) of the Order is not applicable to the Company.



- (e) There were no loans or advance in the nature of loan granted to companies, firms, Limited Liability Partnerships or any other parties which has fallen due during the year, that have been renewed or extended or fresh loans granted to settle the overdues of existing loans given to the same parties.
- (f) The Company has not granted any loans or advances in the nature of loans, either repayable on demand or without specifying any terms or period of repayment to companies, firms, Limited Liability Partnerships or any other parties. Accordingly, the requirement to report on clause 3(iii)(f) of the Order is not applicable to the Company.
- (iv) There are no loans, investments, guarantees and securities in respect of which provision of section 185 of the Companies Act, 2013 ("the Act") are applicable and hence not commented upon. In our opinion and according to the information and explanations given to us, provisions of section 186 of the Companies Act, 2013 in respect of loans and advances given, investments made and, guarantees, and securities given are not applicable to the Company and hence not commented upon.
- (v) The Company has neither accepted any deposits from the public nor accepted any amounts which are deemed to be deposits within the meaning of sections 73 to 76 of the Act and the rules made thereunder, to the extent applicable. Accordingly, the requirement to report on clause 3(v) of the Order is not applicable to the Company.
- (vi) We have broadly reviewed the books of account maintained by the Company pursuant to the rules made by the Central Government for the maintenance of cost records under section 148(1) of the Act, related to power generation through renewable sources, and are of the opinion that prima facie, the specified accounts and records have been made and maintained. We have not, however, made a detailed examination of the same.
- (vii) (a) The Company is regular in depositing with appropriate authorities undisputed statutory dues including income-tax, goods and service tax and other statutory dues applicable to it with the appropriate authorities. According to the information and explanations given to us and audit procedures performed by us, no undisputed amounts payable in respect of these statutory dues were outstanding, at the year end, for a period of more than six months from the date they became payable.
- The provisions relating to provident fund, employees' state insurance, sales-tax, service tax, duty of custom, duty of excise, value added tax and cess are not applicable to the Company.
- (b) According to the records of the company, there are no dues of provident fund, employees' state insurance, profession tax, income-tax, goods and service tax and other statutory dues which have not been deposited on account of any dispute.
- (viii) The Company has not surrendered or disclosed any transaction, previously unrecorded in the books of account, in the tax assessments under the Income Tax Act, 1961 as income during the year. Accordingly, the requirement to report on clause 3(viii) of the Order is not applicable to the Company.
- (ix) (a) The Company has not defaulted in repayment of loans or other borrowings or in the payment of interest thereon to any lender.
- (b) The Company has not been declared wilful defaulter by any bank or financial institution or government or any government authority.
- (c) The Company has not raised monies by way of term loans during the year hence, the requirement to report on clause (ix)(c) of the Order is not applicable to the Company.
- (d) On an overall examination of the financial statements of the Company, no funds raised on short-term basis have been used for long-term purposes by the Company.
- (e) The Company does not have any subsidiary, associate or joint venture. Accordingly, the requirement to report on clause 3(ix)(e) of the Order is not applicable to the Company.



- (f) The Company does not have any subsidiary, associate or joint venture. Accordingly, the requirement to report on Clause 3(ix)(f) of the Order is not applicable to the Company.
- (x) (a) The Company has not raised any money during the year by way of initial public offer / further public offer (including debt instruments) hence, the requirement to report on clause 3(x)(a) of the Order is not applicable to the Company.
- (b) The Company has not made any preferential allotment or private placement of shares /fully or partially or optionally convertible debentures during the year under audit and hence, the requirement to report on clause 3(x)(b) of the Order is not applicable to the Company.
- (xi) (a) No fraud by the Company and no fraud on the Company has been noticed or reported during the year.
- (b) During the year, no report under sub-section (12) of section 143 of the Act has been filed by secretarial auditor or by us in Form ADT - 4 as prescribed under Rule 13 of Companies (Audit and Auditors) Rules, 2014 with the Central Government.
- (c) As represented to us by the management, there are no whistle blower complaints received by the Company during the year.
- (xii) The Company is not a nidhi Company as per the provisions of the Act. Therefore, the requirement to report on clause 3(xii)(a), 3(xii)(b) and 3(xii)(c) of the Order is not applicable to the Company.
- (xiii) Transactions with the related parties are in compliance with sections 188 of the Act where applicable and the details have been disclosed in the notes to the financial statements, as required by the applicable accounting standards. The provisions of section 177 of the Act are not applicable to the Company and accordingly the requirements to report under clause 3(xiii) of the Order insofar as it relates to section 177 of the Act is not applicable to the Company.
- (xiv)(a) The Company has an internal audit system commensurate with the size and nature of its business.
- (b) The internal audit reports of the Company issued till the date of the audit report, for the period under audit have been considered by us.
- (xv) The Company has not entered into any non-cash transactions with its directors or persons connected with its directors and hence requirement to report on clause 3(xv) of the Order is not applicable to the Company.
- (xvi)(a) The provisions of section 45-IA of the Reserve Bank of India Act, 1934 (2 of 1934) are not applicable to the Company. Accordingly, the requirement to report on clause (xvi)(a) of the Order is not applicable to the Company.
- (b) The Company is not engaged in any Non-Banking Financial or Housing Finance activities. Accordingly, the requirement to report on clause (xvi)(b) of the Order is not applicable to the Company.
- (c) The Company is not a Core Investment Company as defined in the regulations made by Reserve Bank of India. Accordingly, the requirement to report on clause 3(xvi) of the Order is not applicable to the Company.
- (d) According to the information and explanation given to us by the management, the Group has five CICs which are registered with the Reserve Bank of India and one CIC which is not required to be registered with the Reserve Bank of India.



- (xvii) The Company has not incurred cash losses in the current financial year and in the immediately preceding financial year.
- (xviii) There has been no resignation of the statutory auditors during the year and accordingly requirement to report on Clause 3(xviii) of the Order is not applicable to the Company.
- (xix) On the basis of the financial ratios disclosed in note 33 to the financial statements, ageing and expected dates of realization of financial assets and payment of financial liabilities, other information accompanying the financial statements, our knowledge of the Board of Directors and management plans and based on our examination of the evidence supporting the assumptions, nothing has come to our attention, which causes us to believe that any material uncertainty exists as on the date of the audit report that Company is not capable of meeting its liabilities existing at the date of balance sheet as and when they fall due within a period of one year from the balance sheet date. We, however, state that this is not an assurance as to the future viability of the Company. We further state that our reporting is based on the facts up to the date of the audit report and we neither give any guarantee nor any assurance that all liabilities falling due within a period of one year from the balance sheet date, will get discharged by the Company as and when they fall due.
- (xx)(a) The provisions of Section 135 to the Act in relation to Corporate Social Responsibility is not applicable to the Company. Accordingly, the requirement to report on clause 3(xx)(a) of the Order is not applicable to the Company.
- (b) The provisions of Section 135 to the Act in relation to Corporate Social Responsibility is not applicable to the Company. Accordingly, the requirement to report on clause 3(xx)(b) of the Order is not applicable to the Company.

For S R B C & CO LLP
Chartered Accountants
ICAI Firm Registration Number: 324982E/E300003



per Mahadevan Krishnan
Partner
Membership Number: 130508
UDIN: 26130508WROVLK2483
Place of Signature: Mumbai
Date: April 16, 2026



Annexure 2 to the Independent Auditor's Report of Even Date on the Financial Statements of Poolavadi Windfarm Limited**Report on the Internal Financial Controls under Clause (i) of sub-section 3 of section 143 of the Companies Act, 2013 ("the Act")**

We have audited the internal financial controls with reference to financial statements of Poolavadi Windfarm Limited ("the Company") as of March 31, 2026 in conjunction with our audit of the financial statements of the Company for the year ended on that date.

Management's Responsibility for Internal Financial Controls

The Company's Management is responsible for establishing and maintaining internal financial controls based on the internal control over financial reporting criteria established by the Company considering the essential components of internal control stated in the Guidance Note on Audit of Internal Financial Controls Over Financial Reporting issued by the Institute of Chartered Accountants of India ("ICAI"). These responsibilities include the design, implementation and maintenance of adequate internal financial controls that were operating effectively for ensuring the orderly and efficient conduct of its business, including adherence to the Company's policies, the safeguarding of its assets, the prevention and detection of frauds and errors, the accuracy and completeness of the accounting records, and the timely preparation of reliable financial information, as required under the Act.

Auditor's Responsibility


Our responsibility is to express an opinion on the Company's internal financial controls with reference to these financial statements based on our audit. We conducted our audit in accordance with the Guidance Note on Audit of Internal Financial Controls Over Financial Reporting (the "Guidance Note") and the Standards on Auditing as specified under section 143(10) of the Act, to the extent applicable to an audit of internal financial controls, both issued by ICAI. Those Standards and the Guidance Note require that we comply with ethical requirements and plan and perform the audit to obtain reasonable assurance about whether adequate internal financial controls with reference to these financial statements was established and maintained and if such controls operated effectively in all material respects.

Our audit involves performing procedures to obtain audit evidence about the adequacy of the internal financial controls with reference to these financial statements and their operating effectiveness. Our audit of internal financial controls with reference to the financial statements included obtaining an understanding of internal financial controls with reference to these financial statements, assessing the risk that a material weakness exists, and testing and evaluating the design and operating effectiveness of internal control based on the assessed risk. The procedures selected depend on the auditor's judgement, including the assessment of the risks of material misstatement of the financial statements, whether due to fraud or error.

We believe that the audit evidence we have obtained is sufficient and appropriate to provide a basis for our audit opinion on the Company's internal financial controls with reference to these financial statements.

Meaning of Internal Financial Controls With Reference to the Financial Statements

A company's internal financial controls with reference to financial statements is a process designed to provide reasonable assurance regarding the reliability of financial reporting and the preparation of financial statements for external purposes in accordance with generally accepted accounting principles. A company's internal financial controls with reference to financial statements includes those policies and procedures that (1) pertain to the maintenance of records that, in reasonable detail, accurately and fairly reflect the transactions and dispositions of the assets of the company; (2) provide reasonable assurance that transactions are recorded as necessary to permit preparation of financial statements in accordance with generally accepted accounting principles, and that receipts and expenditures of the company are being made only in accordance with authorisations of management and directors of the company; and (3) provide reasonable assurance regarding prevention or timely detection of unauthorised acquisition, use, or disposition of the company's assets that could have a material effect on the financial statements.



Inherent Limitations of Internal Financial Controls With Reference to Financial Statements

Because of the inherent limitations of internal financial controls with reference to financial statements, including the possibility of collusion or improper management override of controls, material misstatements due to error or fraud may occur and not be detected. Also, projections of any evaluation of the internal financial controls with reference to the financial statements to future periods are subject to the risk that the internal financial control with reference financial statements may become inadequate because of changes in conditions, or that the degree of compliance with the policies or procedures may deteriorate.

Opinion

In our opinion, the Company has, in all material respects, adequate internal financial controls with reference to financial statements and such internal financial controls with reference to financial statements were operating effectively as at March 31, 2026, based on the internal control over financial reporting criteria established by the Company considering the essential components of internal control stated in the Guidance Note issued by the ICAI.

For S R B C & CO LLP
Chartered Accountants
ICAI Firm Registration Number: 324982E/E300003



per Mahadevan Krishnan
Partner

Membership Number: 130508
UDIN: 26130508WROVLK2483
Place of Signature: Mumbai
Date: April 16, 2026



Poolavadi Windfarm Limited
Balance Sheet as at 31st March, 2026

	Notes	As at	As at	
		31st March, 2026	31st March, 2025	
		₹ Lakhs	₹ Lakhs	
ASSETS				
Non-current Assets				
(a)	Property, Plant and Equipments	5	92,426.15	95,653.01
(b)	Right of Use Assets	6	6,586.09	7,617.29
(c)	Other Intangible Assets	7	255.56	268.35
(d)	Financial Assets			
(i)	Other Financial Assets	8	197.55	197.55
(e)	Non-current Tax Assets (Net)	9	10.67	10.15
(f)	Other Non-current Assets	10	941.01	992.14
Total Non-current Assets			1,00,417.03	1,04,738.49
Current Assets				
(a)	Inventories	12	7.60	-
(b)	Financial Assets			
(i)	Investments	11	300.10	-
(ii)	Trade Receivables	13	-	-
(iii)	Unbilled Revenue		1,785.65	2,274.42
(iv)	Cash and Cash Equivalents	14	930.81	29.67
(v)	Bank Balances other than (iv) above	15	1.00	1.00
(vi)	Other financial assets	8	0.67	0.61
(c)	Other Current Assets	10	448.22	507.49
Total Current Assets			3,474.05	2,813.19
TOTAL ASSETS			1,03,891.08	1,07,551.68
EQUITY AND LIABILITIES				
Equity				
(a)	Equity Share Capital	16	30,302.66	30,302.66
(b)	Other Equity	17	2,021.44	730.83
Total Equity			32,324.10	31,033.49
LIABILITIES				
Non-current Liabilities				
(a)	Financial Liabilities			
(i)	Borrowings	18	59,028.28	63,113.95
(ii)	Lease Liabilities	19	6,975.49	7,965.20
(b)	Deferred Tax Liabilities (Net)	20	735.09	411.09
Total Non-current Liabilities			66,738.86	71,490.24
Current Liabilities				
(a)	Financial Liabilities			
(i)	Lease Liabilities	19	70.67	76.43
(ii)	Trade Payables	21		
(a)	Total outstanding dues of micro enterprises and small enterorises		47.40	30.62
(b)	Total outstanding dues of creditors other than micro enterprises and small enterprises		614.81	297.89
(iii)	Other Financial Liabilities	22	4,034.18	4,509.38
(b)	Other Current Liabilities	23	61.06	113.63
Total Current Liabilities			4,828.12	5,027.95
Total Liabilities			71,566.98	76,518.19
TOTAL EQUITY AND LIABILITIES			1,03,891.08	1,07,551.68

The accompanying notes form an integral part of the Financial Statements

As per our report of even date

For S R B C & CO LLP
Chartered Accountants
ICAI Firm registration number: 324982E/E300003

per Mahadevan Krishnan
Partner
Membership No. 130508

Place: Mumbai
Date: 16th April, 2026



For and on behalf of the Board of Directors
CIN U40300MH2016PLC271899

Gautam Attravanam
Director
DIN: 08284326

Mahadeo Chandrakant Sabale
Chief Executive Officer

Monika Bansal
Company Secretary

Place: Mumbai
Date: 16th April, 2026

M. D. Paranjpe

Mahesh Dinkar Paranjpe
Director
DIN : 03530639

Juhi Jain
Chief Financial Officer



Poolavadi Windfarm Limited
Statement of Profit and Loss for the year ended 31st March, 2026

	Notes	For the year ended 31st March, 2026 ₹ Lakhs	For the year ended 31st March, 2025 ₹ Lakhs
I Revenue from Operations	24	12,061.54	9,693.73
II Other Income	25	29.47	16.66
III Total Income(I + II)		12,091.01	9,710.39
IV Expenses			
Finance Costs	26	4,837.04	5,465.25
Depreciation and Amortisation Expense	7 A	3,829.68	3,245.60
Other Expenses	27	1,809.69	933.56
Total Expenses		10,476.41	9,644.41
V Profit / (Loss) Before Tax (III - IV)		1,614.60	65.98
VI Tax Expense / (credit)			
Current tax		-	-
Deferred Tax relating to current year	20	406.81	16.90
Deferred Tax relating to earlier year		(82.82)	84.23
		323.99	101.13
VII Profit / (Loss) for the Year (V - VI)		1,290.61	(35.15)
VIII Other Comprehensive Income / (Loss) for the Year		-	-
IX Total Comprehensive Income / (Loss) for the Year (VII + VIII)		1,290.61	(35.15)
X Earnings Per Equity Share (Face Value ₹ 10/- Per Share)			
Basic (₹)	28	0.43	(0.01)
Diluted (₹)		0.43	(0.01)

The accompanying notes form an integral part of the Financial Statements


As per our report of even date

For S R B C & CO LLP
Chartered Accountants
ICAI Firm registration number: 324982E/E300003


per Mahadevan Krishnan
Partner
Membership No. 130508



For and on behalf of the Board of Directors
CIN U40300MH2016PLC271899



Gautam Attravanam
Director
DIN: 08284326



Mahesh Dinkar Paranjpe
Director
DIN : 03530639


Mahadeo Chandrakant Sabale
Chief Executive Officer


Juhi Jain
Chief Financial Officer


Monika Bansal
Company Secretary

Place: Mumbai
Date: 16th April, 2026

Place: Mumbai
Date: 16th April, 2026



Poolavadi Windfarm Limited
Statement of Cash Flow for year ended 31st March, 2026

		₹ Lakhs	
		For the year ended 31st March, 2026	For the year ended 31st March, 2025
A.	Cash Flow from Operating Activities		
	Profit / (Loss) before Tax	1,614.60	65.98
	<u>Adjustments to reconcile Profit / (Loss) before tax to Net Operating Cash Flows:</u>		
	Depreciation and Amortisation Expenses (Net of Capitalisation)	3,829.68	3,245.60
	Gain / (Loss) on sale / fair value of current investment measured at FVTPL	(28.74)	(6.92)
	Interest Income from Bank Deposits	(0.07)	(9.54)
	Interest on Income Tax Refund	(0.66)	(0.20)
	Allowance for Doubtful Trade Receivables	-	5.80
	Finance Cost (Net of Capitalisation)	4,837.04	5,465.25
	Amortisation of prepaid expense	51.13	51.13
		10,302.98	8,817.10
	<u>Adjustments for (increase) / decrease in Operating Assets:</u>		
	Unbilled Revenue	488.77	(772.88)
	Inventories	(7.60)	-
	Other Financial Assets	-	(25.60)
	Other Current Assets	0.07	(0.36)
	<u>Adjustments for increase / (decrease) in Operating Liabilities:</u>		
	Trade Payables	(9.44)	75.23
	Other current liabilities	(52.57)	(112.31)
	Other Financial liabilities	(0.34)	-
		10,721.87	7,981.18
	Income Tax (Paid) / refund received (net)	0.15	(3.94)
	Net cash flows from / (used in) Operating Activities	10,722.01	7,977.24
B.	Cash Flow from Investing Activities		
	Capital expenditure on Property, Plant and Equipment and Other Intangible assets (including capital advances)	(768.52)	(4,094.48)
	(Purchase of) / proceeds from sale of current investments (net)	(271.36)	6.92
	Interest Received	0.01	9.53
	(Investment) / Proceeds from fixed deposit not considered as cash and cash equivalent (Net)	-	(1.00)
	Net cash flow from / (used in) Investing Activities	(1,039.87)	(4,079.03)
C.	Cash Flow from Financing Activities		
	Proceeds from Issue of shares	-	5,223.42
	Inter Corporate Deposits taken	9,468.98	11,504.00
	Inter Corporate Deposits repaid	(13,554.66)	(58,231.03)
	Proceeds from Non-current Borrowings	-	44,923.60
	Finance Cost Paid	(4,478.79)	(5,981.64)
	Payment of Lease Liabilities	(216.54)	(1,823.62)
	Net Cash Flow from / (used in) Financing Activities	(8,781.01)	(4,385.27)
	Net (Decrease) / Increase in Cash and Cash Equivalents	901.14	(487.06)
	Cash and Cash Equivalents as at 1st April (Opening Balance)	29.67	516.73
	Cash and Cash Equivalents as at 31st March (Closing Balance)	930.81	29.67

Notes:

i) The above cash flow has been prepared under the "Indirect Method" as set out in Indian Accounting Standard (Ind AS) 7 - Statement of Cash Flows. Refer Note 14 for movement in financing activities.


ii) Cash and Cash Equivalents comprises:
Balance with Banks (in Current Account)

930.81	29.67
930.81	29.67

The accompanying notes form an integral part of the Financial Statements

As per our report of even date


For S R B C & CO LLP
Chartered Accountants
ICAI Firm registration number: 324982E/E300003


per Mahadevan Krishnan
Partner
Membership No. 130508

Place: Mumbai
Date: 16th April, 2026



For and on behalf of the Board of Directors
CIN U40300MH2016PLC271899


Gautam Attravanam
Director
DIN: 08284326


Manjoo Chandrakant Sabale
Chief Executive Officer


Monika Bansal
Company Secretary

Place: Mumbai
Date: 16th April, 2026


M. D. Paranjpe
Mahesh Dinkar Paranjpe
Director
DIN: 03530639


Juhi Jain
Chief Financial Officer



Poolavadi Windfarm Limited
Statement of Changes in Equity for year ended 31st March, 2026

A. Equity Share Capital

	No. of Shares	₹ Lakhs Amount
Balance as at 1st April, 2024	25,07,92,393	25,079.23
Equity share issued during the year	5,22,34,250	5,223.43
Balance as at 31st March, 2025	30,30,26,643	30,302.66
Balance as at 1st April, 2025	30,30,26,643	30,302.66
Equity share issued during the year	-	-
Balance as at 31st March, 2026	30,30,26,643	30,302.66

B. Other Equity

Particulars	Retained Earnings	₹ Lakhs Total
Balance as at 1st April, 2024	765.98	765.98
Profit / (Loss) for the year	(35.15)	(35.15)
Other Comprehensive Income / (Loss) for the year	-	-
Balance as at 31st March, 2025	730.83	730.83
Balance as at 1st April, 2025	730.83	730.83
Profit / (Loss) for the year	1,290.61	1,290.61
Other Comprehensive Income / (Loss) for the year	-	-
Balance as at 31st March, 2026	2,021.44	2,021.44

The accompanying notes form an integral part of the Financial Statements

As per our report of even date

For S R B C & CO LLP
Chartered Accountants
ICAI Firm registration number: 324982E/E300003

per Mahadevan Krishnan
Partner
Membership No. 130508



Place: Mumbai
Date: 16th April, 2026

For and on behalf of the Board of Directors
CIN U40300MH2016PLC271899

(Signature)
Gautam Attravanam
Director
DIN: 08284326

(Signature)
Mahadeo Chandrakant Sabale
Chief Executive Officer

(Signature)
Monika Bansal
Company Secretary

Place: Mumbai
Date: 16th April, 2026

(Signature)
M. D. Paranjpe
Mahesh Dinkar Paranjpe
Director
DIN: 03530639

(Signature)
Juhi Jain
Chief Financial Officer



Poolavadi Windfarm Limited
Notes forming part of Financial Statements

1. Corporate Information :

Poolavadi Windfarm Limited (the Company) is incorporated on 9th January, 2016 under the Companies Act vide CIN 'U40300MH2016PLC271899'. The principal business of the Company is to engage in the business of power generation, including captive generation and sale of electrical energy.

The Company has developed a 162.5 MW solar plant at Solapur and Nandgaon, Maharashtra out of which 30MW is commissioned on 27th August, 2020, 20MW is commissioned on 22nd January, 2021, 12.5 MW is commissioned on 22nd March, 2022, 75 MW is commissioned on 01st May, 2024, 18.70 MW commissioned on 28th January, 2025 and 6.30 MW commissioned on 6th March, 2025, where the power will be sold under captive route to NTT Global Data Centers & Cloud Infrastructure India Private Limited.

The Company is a public company domiciled in India and is incorporated under the provisions of the Companies Act 2013. The registered office of the Company is located at C/o The Tata Power Company Limited, Corporate Center, 34, Sant Tukaram Road, Carnac Bunder Mumbai - 400009.

2. Material Accounting Policies :

2.1 Statement of Compliance

The Financial Statements have been prepared in accordance with Indian Accounting Standards (Ind AS) as notified under the Companies (Indian Accounting Standards) Rules, 2015 read with section 133 of the Companies Act, 2013 and presentation requirements of Division II of Schedule III to the Companies Act, 2013 (as amended from time to time).

The accounting policies adopted are consistent with those of the previous financial year.

2.2 Basis of Preparation and Presentation

The Financial Statements have been prepared on a historical cost basis, except for the following assets and liabilities which have been measured at fair value or revalued amount:

- certain financial assets and liabilities measured at fair Value (refer accounting policy regarding financial instruments)

The Company has prepared the Standalone Financial Statements on the basis that it will continue to operate as a going concern. The Standalone financial statements provide comparative information in respect of previous year.

The Standalone Financial Statements are presented in Indian Rupees (₹) and all amounts are in Lakhs unless otherwise stated.

3. Other Material Accounting Policies

3.1 Foreign Currencies

The functional currency of the Company is Indian Rupee (₹).

Income and expenses in foreign currencies are recorded at exchange rates prevailing on the date of the transaction. Foreign currency denominated monetary assets and liabilities are translated at the exchange rate prevailing on the balance sheet date and exchange gains and losses arising on settlement and restatement are recognised in the Statement of Profit and Loss. Non-monetary assets and liabilities that are measured in terms of historical cost in foreign currencies are not retranslated.

Exchange differences on monetary items are recognised in the Statement of Profit and Loss in the period in which they arise except for exchange differences on foreign currency borrowings relating to assets under construction for future productive use, which are included in the cost of those assets when they are regarded as an adjustment to interest costs on those foreign currency borrowings.

3.2 Current versus Non-Current Classification

The Company presents assets and liabilities in the balance sheet based on current / non-current classification. An asset is treated as current when it is:

- expected to be realised or intended to be sold or consumed in normal operating cycle,
- held primarily for the purpose of trading,
- expected to be realised within twelve months after the reporting period, or
- cash or cash equivalent unless restricted from being exchanged or used to settle a liability for at least twelve months after the reporting period.

All other assets are classified as non-current.

A liability is current when:

- it is expected to be settled in normal operating cycle,
- it is held primarily for the purpose of trading,
- it is due to be settled within twelve months after the reporting period, or
- there is no right at the end of the reporting period to defer the settlement of the liability for at least twelve months after the reporting period.

The Company classifies all other liabilities as non-current.

The operating cycle is the time between the acquisition of assets for processing and their realisation in cash and cash equivalents. The Company has identified twelve months as its operating cycle.

Deferred tax assets and liabilities are classified as non-current assets and liabilities.



Poolavadi Windfarm Limited
Notes forming part of Financial Statements

3.3 Financial Instruments

A financial instrument is any contract that gives rise to a financial asset of one entity and a financial liability or equity instrument of another entity.

Financial assets and financial liabilities are recognised when the Company becomes a party to the contractual provisions of the instruments.

Initial Measurement

Financial assets and financial liabilities are initially measured at fair value. Transaction costs that are directly attributable to the acquisition or issue of financial assets and financial liabilities (other than financial assets and financial liabilities at fair value through profit and loss) are added to or deducted from the fair value of the financial assets or financial liabilities, as appropriate, on initial recognition. Transaction costs directly attributable to the acquisition of financial assets or financial liabilities measured at fair value through profit or loss are recognised immediately in Statement of Profit and Loss. Trade receivables and Trade payables that do not contain a significant financing component are measured at transaction price.

Effective Interest Method

The effective interest method is a method of calculating the amortised cost of a financial instrument and of allocating interest income or expense over the relevant period. The effective interest rate is the rate that exactly discounts future cash receipts or payments through the expected life of the financial instrument, or where appropriate, a shorter period.

3.4 Financial Assets

3.4.1 Financial Assets at Amortised Cost

Financial assets are measured at amortised cost using the effective interest rate method if these financial assets are held within a business whose objective is to hold these assets in order to collect contractual cash flows and the contractual terms of the financial asset give rise on specified dates to cash flows that are solely payments of principal and interest on the principal amount outstanding.

3.4.2 Financial Assets at Fair Value through Other Comprehensive Income (FVTOCI)

A financial asset is measured at fair value through other comprehensive income if it is held within a business model whose objective is achieved by both collecting contractual cash flows and selling financial assets and the contractual terms of the financial asset give rise on specified dates to cash flows that are solely payments of principal and interest on the principal amount outstanding.

The Company in respect of certain equity investments which are not held for trading has made an irrevocable election to present in other comprehensive income subsequent changes in the fair value of such equity instruments. Such an election is made by the Company on an instrument by instrument basis at the time of initial recognition of such equity investments. These investments are held for medium or long-term strategic purpose. The Company has chosen to designate these investments in equity instruments as fair value through other comprehensive income as the management believes this provides a more meaningful presentation for medium or long-term strategic investments, than reflecting changes in fair value immediately in the Statement of Profit and Loss.

Financial assets not measured at amortised cost or at fair value through other comprehensive income are carried at fair value through profit and loss.

3.4.3 Financial Assets at Fair Value through Profit or Loss (FVTPL)

Investments in equity instruments are classified as at FVTPL, unless the Company irrevocably elects on initial recognition to present subsequent changes in fair value in other comprehensive income for investments in equity instruments which are not held for trading.

Other financial assets are measured at Fair Value through Profit or Loss unless it is measured at amortised cost or at Fair Value through Other Comprehensive Income.

3.4.4 Derecognition

A financial asset (or, where applicable, a part of a financial asset or part of a Company of similar financial assets) is primarily derecognised (i.e. removed from the Company's balance sheet) when:

- the right to receive cash flows from the asset have expired, or
- the Company has transferred its right to receive cash flows from the asset or has assumed an obligation to pay the received cash flows in full without material delay to a third party under a 'pass-through' arrangement; and either (a) the Company has transferred substantially all the risks and rewards of the asset, or (b) the Company has neither transferred nor retained substantially all the risks and rewards of the asset, but has transferred control of the asset.

When the Company has transferred its right to receive cash flows from an asset or has entered into a pass-through arrangement, it evaluates if and to what extent it has retained the risks and rewards of ownership. When it has neither transferred nor retained substantially all of the risks and rewards of the asset, nor transferred control of the asset, the Company continues to recognise the transferred asset to the extent of the Company's continuing involvement. In that case, the Company also recognises an associated liability. The transferred asset and the associated liability are measured on a basis that reflects the rights and obligations that the Company has retained.



Poolavadi Windfarm Limited
Notes forming part of Financial Statements

3.4.5 Impairment of Financial Assets

The Company assesses at each Balance sheet date whether a financial asset or a group of financial assets is impaired. Ind AS 109 requires expected credit losses to be measured through a loss allowance. The Company recognises credit loss allowance at lifetime expected credit loss model for contract assets and / or trade receivables that do not contain a significant financing component. For all other financial assets, expected credit losses are measured at an amount equal to the 12 month expected credit losses or at an amount equal to the life time expected credit losses if the credit risk on the financial asset has increased significantly since initial recognition.

3.5 Financial Liabilities and Equity Instruments

3.5.1 Classification as debt or equity

Financial liabilities and equity instruments issued by the Company are classified in accordance with the substance of the contractual arrangements entered into and the definitions of a financial liability and an equity instrument.

3.5.2 Equity Instruments

An equity instrument is any contract that evidences a residual interest in the assets of an entity after deducting all of its liabilities. Equity instruments issued by the Company are recognised at the proceeds received, net of direct issue costs.

3.5.3 Financial Liabilities

All financial liabilities are recognised initially at fair value and in case of financial liabilities at amortised cost, net of directly attributable transaction costs.

Financial liabilities are classified as measured at amortised cost or FVTPL. A financial liability is classified as at FVTPL if it is classified as held-for-trading, it is a derivative or it is designated as such on initial recognition. Financial liabilities at FVTPL are measured at fair value and net gains and losses, including any interest expense, are recognised in Statement of Profit and Loss. Other financial liabilities are subsequently measured at amortised cost using the effective interest method. Interest expense and foreign exchange gains and losses are recognised in Statement of Profit and Loss.

3.5.4 Derecognition

A financial liability is derecognised when the obligation under the liability is discharged or cancelled or expires. When an existing financial liability is replaced by another from the same lender on substantially different terms, or the terms of an existing liability are substantially modified, such an exchange or modification is treated as the derecognition of the original liability and the recognition of a new liability. The difference in the respective carrying amounts is recognised in the Statement of Profit and Loss.

3.5.5 Financial Guarantee Contracts

Financial guarantee contracts issued by the Company are those contracts that require a payment to be made to reimburse the holder for a loss it incurs because the specified debtor fails to make a payment when due in accordance with the terms of a debt instrument. Financial guarantee contracts are recognised initially as a liability at fair value, adjusted for transaction costs that are directly attributable to the issuance of the guarantee. Subsequently, the liability is measured at the higher of the amount of loss allowance determined as per impairment requirements of Ind AS 109 and the amount recognised less, when appropriate, the cumulative amount of income recognised in accordance with the principles of Ind AS 115.

3.6 Reclassification of Financial Assets and Financial Liabilities

The Company determines classification of financial assets and liabilities on initial recognition. After initial recognition, no reclassification is made for financial assets which are equity instruments. At each reporting date, if financial liability meets the definition of equity, it is classified as equity. For financial assets which are debt instruments, a reclassification is made only if there is a change in the business model for managing those assets. Changes to the business model are expected to be infrequent. The Company's senior management determines change in the business model as a result of external or internal changes which are significant to the Company's operations. Such changes are evident to external parties. A change in the business model occurs when the Company either begins or ceases to perform an activity that is significant to its operations. If the Company reclassifies financial assets, it applies the reclassification prospectively from the reclassification date which is the first day of the immediately next reporting year following the change in business model. The Company does not restate any previously recognised gains, losses (including impairment gains or losses) or interest.



Poolavadi Windfarm Limited
Notes forming part of Financial Statements

3.7 Offsetting of Financial Instruments

Financial assets and financial liabilities are offset and the net amount is reported in the balance sheet if there is a currently enforceable legal right to offset the recognised amounts and there is an intention to settle on a net basis, to realise the assets and settle the liabilities simultaneously.

3.8 Onerous contracts

Present obligations arising under onerous contracts are recognised and measured as provisions. An onerous contract is considered to exist where the Company has a contract under which the unavoidable costs of meeting the obligations under the contract exceed the economic benefits expected to be received from the contract.

The unavoidable costs under the a contract reflect the least net cost of exitings from the contract, which is the lower of the cost of fulfillings it and any compensation or penalties arising from failure to fulfill it. The cost of fulfilling a contract comprises the costs that relate directly to the contract (i.e. both incremental costs and allocation of costs directly related to contract activities.

3.9 Events after the reporting period

If the Company receives information after the reporting period, but prior to the date of approved for issue, about conditions that existed at the end of the reporting period, it will assess whether the information affects the amounts that it recognises in its separate financial statements. The Company will adjust the amounts recognised in its financial statements to reflect any adjusting events after the reporting period and update the disclosures that relate to those conditions in light of the new information. For non-adjusting events after the reporting period, the Company will not change the amounts recognised in its separate financial statements but will disclose the nature of the non-adjusting event and an estimate of its financial effect, or a statement that such an estimate cannot be made, if applicable.

3.10 Contingent Liabilities

In the normal course of business, contingent liabilities arise from litigations and claims. A contingent liability is a possible obligation that arises from past events, the existence of which will be confirmed by the occurrence or non-occurrence of one or more uncertain future events beyond the control of the Company, or a present obligation that is not recognised because it is not probable that an outflow of resources will be required to settle the obligation.

A contingent liability may also arise in extremely rare cases where there is a liability that cannot be recognised because it cannot be measured reliably. The Company does not recognise a contingent liability but discloses its existence in the Financial Statements.

4 Critical Accounting Estimates and Judgements

In the application of the Company's accounting policies, management of the Company is required to make judgements, estimates and assumptions about the carrying amounts of assets and liabilities that are not readily apparent from other sources. The estimates and associated assumptions are based on historical experience and other factors that are considered to be relevant. Actual results may differ from these estimates.

The estimates and underlying assumptions are reviewed on an ongoing basis. Revisions to accounting estimates are recognised in the period in which the estimate is revised if the revision affects only that period, or in the period of the revision and future periods if the revision affects both current and future periods. Detailed information about each of these estimates and judgements is included in relevant notes together with information about the basis of calculation for each affected line item in the financial statements.

The areas involving critical estimates or judgements are:

- Estimations used for impairment assessment of property, plant and equipment-(Note No.5)
- Estimations used for determination of tax expenses and tax balances-(Note No.20)
- Estimates related to accrual of revenue recognition-(Note No.24)
- Estimates and judgements related to the assessment of liquidity risk-(Note No.32.8)
- Estimation of classification of operating and finance lease-(Note No.19)

Estimates and judgements are continually evaluated. They are based on historical experience and other factors, including expectations of future events that may have a financial impact on the Company and that are believed to be reasonable under the circumstances.



5. Property, Plant and Equipments

Accounting Policy

Property, Plant and Equipments is stated at cost less accumulated depreciation and accumulated impairment losses, if any. Cost includes purchase price (net of trade discount and rebates) and any directly attributable cost of bringing the asset to its working condition for its intended use and for qualifying assets, borrowing costs capitalised in accordance with Ind AS 23. Capital work in progress is stated at cost, net of accumulated impairment loss, if any. Cost includes the cost of replacing part of the plant and equipment and borrowing costs for long-term construction projects if the recognition criteria are met. When significant parts of plant and equipment are required to be replaced at intervals, the Company depreciates them separately based on their specific useful lives. Likewise, when a major inspection is performed, its cost is recognised in the carrying amount of the plant and equipment as a replacement if the recognition criteria are satisfied. All other repair and maintenance costs are recognised in statement of profit and loss as incurred.

Subsequent costs are included in the asset's carrying amount or recognised as a separate asset, as appropriate, only when it is probable that future economic benefits associated with the item will flow to the entity and the cost can be measured reliably.

Depreciation

Depreciation commences when the assets are ready for the intended use. Freehold land and assets held for sale are not depreciated.

Depreciation is recognised on the cost of assets (other than freehold land and properties under construction) less their residual values over their estimated useful lives, using the straight-line method.

Useful lives of Tangible Assets:

The estimated useful lives, residual values and depreciation method are reviewed at the end of each reporting period, with the effect of any changes in estimate accounted for on a prospective basis. The Company, based on technical assessment made by technical expert and management estimate, depreciates certain items of building, plant and equipments over estimated useful lives which are different from the useful life prescribed in Schedule II to the Companies Act, 2013. The management believes that these estimated useful lives are realistic and reflect fair approximation of the period over which the assets are likely to be used. Residual value of the assets has been estimated at 0% - 10% of the original cost of the asset.

Estimated useful lives of the assets are as follows:

Type of Asset	Useful Lives
Buildings	25 Years
Plant and Equipment	25 Years
Furniture and Fixtures	10 Years
Roads	25 years
Transmission Lines and Cable Network	25 Years

Derecognition

An item of Property, Plant and Equipment is derecognised upon disposal or when no future economic benefits are expected to arise from the continued use of the asset. Any gain or loss arising on the disposal or retirement of an item of Property, Plant and Equipments is determined as the difference between the sales proceeds and the carrying amount of the asset and is recognised in the Statement of Profit and Loss.

Impairment of Property, Plant and Equipment, Right of Use Assets ('ROU') and Other Intangible assets

The Company assesses, at each reporting date, whether there is an indication that an asset may be impaired. If any indication exists, or when annual impairment testing for an asset is required, the Company estimates the asset's recoverable amount. An asset's recoverable amount is the higher of an asset's or cash-generating unit's (CGU) fair value less costs of disposal and its value in use. Recoverable amount is determined for an individual asset, unless the asset does not generate cash inflows that are largely independent of those from other assets of or Group of assets.

When the carrying amount of an asset or CGU exceeds its recoverable amount, the asset is considered impaired and is written down to its recoverable amount.

In assessing value in use, the estimated future cash flows are discounted to their present value using a post-tax discount rate that reflects current market assessments of the time value of money and the risks specific to the asset.

The Company bases its impairment calculation on detailed budgets and forecast calculations, which are prepared separately for each of the individual assets. These budgets and forecast calculations are performed to determine future cash flows for the remaining period of Power Purchase Agreements (PPAs) for the respective assets after considering expected PLF (plant load factor), degradation of Solar Modules and cost inflation, which are discounted at the Company's weighted average cost of capital.

The Company has on a best judgement basis assessed that there is no impact on the recoverability of the Carrying value of the assets. (Refer Note 35 on regulatory matter).

Impairment losses of Property, Plant and Equipment, Right of Use Assets ('ROU') and Other Intangible assets are recognised in the Statement of Profit and Loss.



5. Property, Plant and Equipments (contd.)

Owned Assets

₹ Lakhs							
Description	Buildings	Plant and Equipments	Transmission Lines and Cable Networks	Roads, Railway sidings, crossings etc.	Furniture & Fixtures	Motor Vehicle	Total
Cost							
Balance as at 1st April, 2025	164.97	97,474.60	4,253.22	164.34	4.59	13.22	1,02,074.94
Additions/ Adjustments	105.80	350.74	-	-	-	-	456.54
Balance as at 31st March, 2026	270.77	97,825.34	4,253.22	164.34	4.59	13.22	1,02,531.47
Accumulated depreciation and impairment							
Balance as at 1st April, 2025	16.33	6,010.65	384.26	9.55	0.99	0.15	6,421.93
Depreciation Expense	7.98	3,514.43	153.11	5.92	0.43	1.52	3,683.39
Balance as at 31st March, 2026	24.31	9,525.08	537.37	15.47	1.42	1.67	10,105.32
Net carrying amount							
As at 31st March, 2026	246.46	88,300.26	3,715.85	148.86	3.17	11.55	92,426.15
As at 31st March, 2025	148.64	91,463.95	3,868.96	154.79	3.60	13.07	95,653.01

₹ Lakhs							
Description	Buildings	Plant and Equipments	Transmission Lines and Cable Networks	Roads, Railway sidings, crossings etc.	Furniture & Fixtures	Motor Vehicle	Total
Cost							
Balance as at 1st April, 2024	106.41	27,874.47	1,907.14	41.55	4.59	-	29,934.16
Additions	58.56	69,600.13	2,346.08	122.79	-	13.22	72,140.78
Balance as at 31st March, 2025	164.97	97,474.60	4,253.22	164.34	4.59	13.22	1,02,074.94
Accumulated depreciation and impairment							
Balance as at 1st April, 2024	12.35	3,239.69	240.32	5.48	0.55	-	3,498.39
Depreciation Expense	3.98	2,770.96	143.94	4.07	0.44	0.15	2,923.54
Balance as at 31st March, 2025	16.33	6,010.65	384.26	9.55	0.99	0.15	6,421.93
Net carrying amount							
As at 31st March, 2025	148.64	91,463.95	3,868.96	154.79	3.60	13.07	95,653.01
As at 31st March, 2024	94.06	24,634.78	1,666.82	36.07	4.04	-	26,435.77

Note:

- (i) Addition to Plant and Equipments includes borrowing cost capitalised of Nil for the year ended 31st March, 2026, (31st March, 2025 - ₹ 722.60 lakhs).



6. Right of Use Assets

Accounting Policy

The Company recognises right-of-use assets at the commencement date of the lease. Right-of-use assets are measured at cost, less any accumulated depreciation and impairment losses, and adjusted for any remeasurement of lease liabilities. The cost of right-of-use assets includes the amount of lease liabilities recognised, initial direct costs incurred, lease payments made at or before the commencement date excluding taxes less any lease incentives received and estimate of costs to dismantle. Right-of-use assets are depreciated on a straight-line basis over the shorter of the lease term and the estimated remaining useful lives of the assets, as follows:

- Leasehold lands - 25 to 27 years

Right of use assets recognised for leasehold land on which a power plant is constructed are amortised, and the related amortisation expense together with the unwinding of interest on the corresponding lease liability, incurred during the construction period, are capitalised as part of the cost of the power plant.

The Company presents right-to-use assets that do not meet the definition of investment property in 'Property, Plant and Equipments

Refer Note 5 for the accounting policy relating to the impairment of Right-of-Use (ROU) assets.

	₹ Lakhs	
Description	Leasehold Land	Total
Cost		
Balance as on 1st April, 2025	8,768.95	8,768.95
Additions/Adjustments	(923.63)	(923.63)
Balance as at 31st March, 2026	7,845.32	7,845.32
Accumulated depreciation and impairment		
Balance as on 1st April, 2025	1,151.66	1,151.66
Depreciation Expense	107.57	107.57
Balance as at 31st March, 2026	1,259.23	1,259.23
Net carrying amount		
As at 31st March, 2026	6,586.09	6,586.09
As at 31st March, 2025	7,617.29	7,617.29

Note:

The Company has taken on lease 402 acres of leasehold land from TP Saurya limited, a fellow subsidiary, for construction of 100 MW solar plant. In FY 23-24, the construction work was suspended basis of stop work notice issued by the Forest Department due to dispute on the project land. Later on, the Bombay High Court stated that the impugned stop work notice is kept in abeyance. Subsequently the Land Revenue Department allowed to execute the lease agreement with TP Saurya Limited and project construction work was resumed.

As on the reporting date, the litigation is still pending with the Bombay High Court. Basis of legal opinion obtained, management believes that the outcome will be in favourable and the matter is expected to be settled in near future. Accordingly there is no impact considered in the Financial Statement.

	₹ Lakhs	
Description	Leasehold Land	Total
Cost		
Balance as at 1st April, 2024	7,733.40	7,733.40
Additions/Adjustments	1,035.55	1,035.55
Balance as at 31st March, 2025	8,768.95	8,768.95
Accumulated depreciation and impairment		
Balance as at 1st April, 2024	823.90	823.90
Depreciation Expense	327.76	327.76
Balance as at 31st March, 2025	1,151.66	1,151.66
Net carrying amount		
As at 31st March, 2025	7,617.29	7,617.29
As at 31st March, 2024	6,909.50	6,909.50



7. Other Intangible Assets

Accounting Policy

Intangible assets acquired separately

Intangible assets acquired separately are measured on initial recognition at cost. Following initial recognition, intangible assets are carried at cost less any accumulated amortisation and accumulated impairment losses if any.

Derecognition of Intangible Assets

An intangible asset is derecognised on disposal, or when no future economic benefits are expected from use or disposal. Gains or losses arising from derecognition of an intangible asset, measured as the difference between the net disposal proceeds and the carrying amount of the asset, are recognised in Statement of Profit and Loss when the asset is derecognised.

Amortisation of Intangible Assets

Intangible assets with finite lives are amortised over the useful economic life and assessed for impairment whenever there is an indication that the intangible asset may be impaired. The amortisation period and the amortisation method for an intangible asset with a finite useful life are reviewed at least at the end of each reporting period. Changes in the expected useful life or the expected pattern of consumption of future economic benefits embodied in the asset are considered to modify the amortisation period or method, as appropriate, and are treated as changes in accounting estimates. The amortisation expense on intangible assets with finite lives is recognised in the Statement of Profit and Loss unless such expenditure forms part of carrying value of another asset.

Refer Note 5 for the accounting policy relating to the impairment.

Estimated useful lives of the intangible assets are as follows:

Type of asset	Useful lives
Transmission Line Rights	25 years

₹ Lakhs

Description	Transmission Line Rights	Total
Cost		
Balance as on 1st April, 2025	319.58	319.58
Additions	-	-
Balance as at 31st March, 2026	319.58	319.58
Accumulated amortisation and impairment		
Balance as on 1st April, 2025	51.23	51.23
Amortisation Expense	12.79	12.79
Balance as at 31st March, 2026	64.02	64.02
Net Block		
As at 31st March, 2026	255.56	255.56
As at 31st March, 2025	268.35	268.35

₹ Lakhs

Description	Transmission Line Rights	Total
Cost		
Balance as at 1st April, 2024	319.58	319.58
Additions	-	-
Balance as at 31st March, 2025	319.58	319.58
Accumulated amortisation and impairment		
Balance as at 1st April, 2024	38.40	38.40
Amortisation Expense	12.83	12.83
Balance as at 31st March, 2025	51.23	51.23
Net Block		
As at 31st March, 2025	268.35	268.35
As at 31st March, 2024	281.18	281.18

7 A Depreciation and Amortisation Expenses

	For the year ended 31st March, 2026	For the year ended 31st March, 2025
	₹ Lakhs	₹ Lakhs
Depreciation on Property, Plant & Equipments	3,683.39	2,923.54
Depreciation on Right of Use Assets	107.57	327.76
Amortisation on Intangible Assets	12.79	12.83
Less: Depreciation Capitalised / Adjustments	25.93	(18.54)
Total	3,829.68	3,245.60



Poolavadi Windfarm Limited
Notes forming part of Financial Statements

8. Other Financial Assets - At Amortised Cost
(Unsecured considered good unless otherwise stated)

		₹ Lakhs	
		As at	As at
		31st March, 2026	31st March, 2025
A. Non-current			
(i)	Security Deposits	197.55	197.55
		197.55	197.55
B. Current			
(i)	Interest Accrued on Bank Deposits	0.07	0.01
(ii)	Others	0.60	0.60
		0.67	0.61

9. Non-current tax Assets

		₹ Lakhs	
		As at	As at
		31st March, 2026	31st March, 2025
	Advance Income-tax (Net of provision)	10.67	10.15
		10.67	10.15

10. Other Assets
(Unsecured considered good unless otherwise stated)

		₹ Lakhs	
		As at	As at
		31st March, 2026	31st March, 2025
A. Non-current			
(i)	Prepaid Expenses	941.01	992.14
		941.01	992.14
B. Current			
(i)	Balances with Government Authorities Advances	-	0.03
(ii)	Others		
	Prepaid Expenses	447.62	506.82
	Advances to vendor	-	0.04
	Others	0.60	0.60
		448.22	507.49

11. Investments

		As at	As at	As at	As at
		31st March, 2026	31st March, 2025	31st March, 2026	31st March, 2025
		Quantity	Quantity	₹ Lakhs	₹ Lakhs
Current					
(a)	Investments in Mutual Funds(Quoted)				
	SBI Overnight Fund - Direct Plan - Growth	13,764.40	-	300.10	-
Aggregate amount of quoted investments				300.10	-
Aggregate market value of quoted investments				300.10	-



Poolavadi Windfarm Limited
Notes forming part of Financial Statements

12 Inventories

Accounting Policy

Inventories are stated at the lower of cost and net realisable value.

-Costs incurred in bringing each product to its present location and condition are accounted for as follows:
-Cost of inventory includes cost of purchase and other costs incurred in bringing the inventories to its present location and condition.

Costs of inventories are determined on weighted average basis Net realisable value represents the estimated selling price for inventories less all estimated costs of completion and costs necessary to make the sale. Unserviceable/damaged stores and spares are identified and written down based on technical evaluation

	₹ Lakhs	
	As at	As at
	31st March, 2026	31st March, 2025
Inventories (lower of cost and net realisable value)		
(a) Stores and Spares	7.60	-
	7.60	-



13. Trade Receivables - At Amortised Cost
(Unsecured unless otherwise stated)

Current

	₹ Lakhs	
	As at 31st March, 2026	As at 31st March, 2025
Considered good	-	-
Credit Impaired	5.80	5.80
Less: Allowance for Expected credit losses	5.80	5.80
	(5.80)	(5.80)
Total	-	-

* Include receivable from related parties (Refer Note 31)

13.1 Trade Receivables

The average credit period is 15 to 45 days in respect of receivables pertaining to sale of power. No interest is charged on trade receivables from date of receipt of invoice by customers till the end of the credit period defined in the Power Purchase Agreement (PPA). Thereafter, interest is charged at the rates prescribed under the PPA on the outstanding balance but this interest is recognised upon an assessment of certainty of realisation.

The company has used a practical expedient by computing the expected credit loss allowance for trade receivables based on a provision matrix. The provision matrix takes into account historical credit loss experience and adjusted for forward looking information. The expected credit loss allowance is based on the ageing of the days the receivables are due and the rates as given in the provision matrix. The ageing of trade receivables at the end of reporting period is as follows:

Trade Receivables Ageing schedule as at 31st March, 2026

Particulars	Not due	Outstanding for following periods from due date of payment #					Total
		Less than 6 Months	6 Months - 1 Year	1-2 Years	2-3 years	More than 3 years	
(i) Undisputed Trade Receivables							
a) Considered good	-	-	-	-	-	-	-
b) Significant increase in credit risk	-	-	-	-	-	-	-
c) Credit Impaired	-	-	-	-	5.80	-	5.80
(ii) Disputed Trade Receivables							
a) Considered good	-	-	-	-	-	-	-
b) Significant increase in credit risk	-	-	-	-	-	-	-
c) Credit Impaired	-	-	-	-	-	-	-
Total (i)+(ii)	-	-	-	-	5.80	-	5.80

Where due date of payment is not available date of transaction has been considered

Trade Receivables Ageing schedule as at 31st March, 2025

Particulars	Not due	Outstanding for following periods from due date of payment #					Total
		Less than 6 Months	6 Months - 1 Year	1-2 Years	2-3 years	More than 3 years	
(i) Undisputed Trade Receivables							
a) Considered good	-	-	-	-	-	-	-
b) Significant increase in credit risk	-	-	-	-	-	-	-
c) Credit Impaired	-	-	-	5.80	-	-	5.80
(ii) Disputed Trade Receivables							
a) Considered good	-	-	-	-	-	-	-
b) Significant increase in credit risk	-	-	-	-	-	-	-
c) Credit Impaired	-	-	-	-	-	-	-
Total (i)+(ii)	-	-	-	5.80	-	-	5.80

Where due date of payment is not available date of transaction has been considered



14. Cash and Cash Equivalents

Accounting Policy

Cash and cash equivalents in the balance sheet comprise cash at banks and on hand and short-term deposits with an original maturity of three months or less, which are subject to an insignificant risk of changes in value. Cash and cash equivalents include balances with banks which are unrestricted for withdrawal and usage. For the purpose of the statement of cash flows, cash and cash equivalents consist of cash and short-term deposits, as defined above, net of outstanding bank overdrafts as they are considered an integral part of the Company's cash management.

	₹ Lakhs	
	As at 31st March, 2026	As at 31st March, 2025
(i) Balances with Banks: In Current Accounts	930.81	29.67
Cash and Cash Equivalents as per the Balance Sheet and Statement of Cash Flows	930.81	29.67

Reconciliation of liabilities from Financing Activities

Particulars	As at 1st April 2025	Cash Flows		Others*	As at 31st March, 2026
		Proceeds	Repayment		
Non-current Borrowings (including Current Maturity of Non-current)	44,923.60	-	-	-	44,923.60
Inter Corporate Deposits (ICDs)	18,190.35	9,468.98	(13,554.66)	-	14,104.68
Lease Liabilities	8,041.63	-	(216.54)	(778.93)	7,046.16
Total	71,155.59	9,468.98	(13,771.20)	(778.93)	66,074.44

*Comprises of initial recognition of lease liabilities and / or interest on lease liabilities during the year

Particulars	As at 1st April 2024	Cash Flows		Others*	As at 31st March, 2025
		Proceeds	Repayment		
Non-current Borrowings (including Current Maturity of Non-current)	-	44,923.60	-	-	44,923.60
Inter Corporate Deposits (ICDs)	64,917.38	11,504.00	(58,231.03)	-	18,190.36
Lease Liabilities	7,252.96	-	(1,823.62)	2,612.29	8,041.63
Total	72,170.34	56,427.60	(60,054.65)	2,612.29	71,155.59

*Comprises of initial recognition of lease liabilities and / or interest on lease liabilities during the year

15. Other Balances with Banks

	As at 31st March, 2026 ₹ Lakhs	As at 31st March, 2025 ₹ Lakhs
Balances with banks (a) In Deposit Accounts	1.00	1.00
	1.00	1.00



16. Equity Share Capital

	As at 31st March, 2026		As at 31st March, 2025	
	Number	₹ Lakhs	Number	₹ Lakhs
Authorised				
Equity shares of Rs. 10/- each	31,10,00,000	31,100.00	31,10,00,000	31,100.00
	31,10,00,000	31,100.00	31,10,00,000	31,100.00
Issued				
Fully paid up equity shares of Rs. 10 each	30,30,26,643	30,302.66	30,30,26,643	30,302.66
Subscribed and Paid-up				
Fully paid equity shares of ₹ 10 each	30,30,26,643	30,302.66	30,30,26,643	30,302.66
Total Issued, Subscribed and fully Paid-up Share Capital	30,30,26,643	30,302.66	30,30,26,643	30,302.66

i. Reconciliation of the shares outstanding at the beginning and at the end of the reporting year

	As at 31st March, 2026		As at 31st March, 2025	
	Number	₹ Lakhs	Number	₹ Lakhs
Equity Shares				
At the beginning of the year	30,30,26,643	30,302.66	25,07,92,393	25,079.24
Issued during the year	-	-	5,22,34,250	5,223.43
Outstanding at the end of the year	30,30,26,643	30,302.66	30,30,26,643	30,302.66

ii. Terms/rights attached to equity shares

The company has only one class of equity shares having par value of ₹ 10 per share. Each equity shareholder is eligible for one vote per share held. The dividend, if any proposed by the Board of Directors is subject to the approval of the shareholders in the ensuing Annual General Meeting.

In the event of liquidation of the Company, the holders of equity shares will be settled in line with the terms of the Share Purchase Agreement.

The promoter shareholder at the time of downsizing or termination or exit by the Other Shareholder will have a right but not an obligation to buy all or part of the Equity Shares held by the Other Shareholder ("Call Option Shares") at the call option price, which shall be equivalent to the face value / book value of the Call Option Shares ("Call Option Price"), whichever is lower, by issuing a notice in writing to the Other Shareholder ("Call Option Notice").

iii. Shareholding of Promoters / Shares held by holding / ultimate holding company and/ or their subsidiaries/ associates:

Equity Shares

Promoters Name	As at 31st March, 2026			As at 31st March, 2025		
	Numbers	₹ Lakhs	Holding %	Numbers	₹ Lakhs	Holding %
Tata Power Renewable Energy Limited	22,42,39,630	22,423.96	74.00%	22,42,39,630	22,423.96	74.00%
	22,42,39,630	22,423.96	74.00%	22,42,39,630	22,423.96	74.00%

Details of Shares held by Promoters

As at 31st March ,2026

Promoter Name	No. of Shares at the beginning of the year	Change during the year	No. of Shares at the end of the year	% of Total Shares	% Change during the year
Tata Power Renewable Energy Limited	22,42,39,630.00	-	22,42,39,630	74%	0%

As at 31st March 2025

Promoter Name	No. of Shares at the beginning of the year	Change during the year	No. of Shares at the end of the year	% of Total Shares	% Change during the year
Tata Power Renewable Energy Limited	18,55,86,305.00	3,86,53,325.00	22,42,39,630	74%	21%

iv. Details of Shareholders' holding more than 5% shares in the Company

	As at 31st March, 2026			As at 31st March, 2025		
	Numbers	₹ Lakhs	Holding %	Numbers	₹ Lakhs	Holding %
Equity Shares of ₹ 10/- each fully paid						
Tata Power Renewable Energy Limited	22,42,39,630	22,423.96	74.00	22,42,39,630	22,423.96	74.00
NTT Global Data Centers & Cloud Infrastructure India Private Limited (formerly known as Netmagic IT Services Private Limited)	7,87,87,013	7,878.70	26.00	7,87,87,013	7,878.70	26.00
	30,30,26,643	30,302.66	100.00	30,30,26,643	30,302.66	100.00



Poolavadi Windfarm Limited
Notes forming part of Financial Statements

17. Other Equity

	As at 31st March, 2026 ₹ Lakhs	As at 31st March, 2025 ₹ Lakhs
Retained Earnings		
Opening balance	730.83	765.98
Add: Profit / (Loss) for the year	1,290.61	(35.15)
Closing Balance	2,021.44	730.83

Nature and purpose of reserves

Retained Earnings

Retained earnings are the profit of the Company earned till date less any transfers to general reserve, debenture redemption or other reserve as well as dividends or other distributions paid to shareholders. Retained earnings include re-measurement loss / (gain) on defined benefit plans, net of taxes that will not be reclassified to Statement of Profit and Loss. The amount is available for distribution to the shareholders.



18. Non-current Borrowings-At Amortised Cost

	₹ Lakhs	
	As at 31st March,	As at 31st March, 2025
(i) Secured (Refer Note18.1)		
Capex Letter of Credit from Bank	44,923.60	44,923.60
(ii) Unsecured (Refer note 18.2)		
Loan from Related Parties	14,104.68	18,190.35
	59,028.28	63,113.95

18.1 Secured Term Loans from Banks (Capex Letter of Credit)

Security:

First Pari Pasu charge over movable asset, book debts, operating cashflows, receivables, commission, revenues, rights, title, interests, claims and demands whatsoever of the borrower in the project documents both present and future of the 62.50 MW at Solapur, Maharashtra; and 100 MW Project (Phase 1: 75 MW; Phase 2: 25 MW)

Terms of Repayment:

Particulars	Amount Outstanding as on 31st March, 2026	Financial Year				
		FY 26-27	FY 27-28	FY 28-29	FY 29-30	FY 30-31
Secured - At Amortised Cost						
Term Loans from Banks (Capex Letter Of Credit)	44,923.60	-	44,923.60	-	-	

Particulars	Amount Outstanding as on 31st March, 2025	Financial Year				
		FY 25-26	FY 26-27	FY 27-28	FY 28-29	FY 29-30
Secured - At Amortised Cost						
Term Loans from Banks (Capex Letter Of Credit)	44,923.60	-	-	44,923.60	-	-

Note

i) The rate of interest of Capex Letter of Credit from Bank ranges from 6.81% to 7.15% in FY 2026.

18.2 Terms of loan from Related Parties

The Company entered into intercorporate deposit with related parties during the year. Intercorporate deposit is unsecured.

Loan from related parties includes unsecured loan taken from Tata Power Renewable Energy Limited (Holding Company) which are repayable at the end of third year of the respective loan..The rate of interest as 31st March 2026 ranges from 6.77% to 7.80%.(As on 31st March,2025 - 7.77% to 9.60%) .



Poolavadi Windfarm Limited
Notes forming part of Financial Statements

19. Lease Liabilities

Accounting Policy

At the inception of contract, the Company assesses whether the contract is, or contains, a lease. A contract is, or contains, a lease if the contract conveys the right to control the use of an identified asset for a period of time in exchange for consideration. At inception or on reassessment of a contract that contains a lease component, the Company allocates consideration in the contract to each lease component on the basis of their relative standalone price.

As a Lessee

i) Lease Liabilities

At the commencement date of the lease, the Company recognises lease liabilities measured at the present value of lease payments to be made over the lease term. In calculating the present value of lease payments, the Company generally uses its incremental borrowing rate at the lease commencement date if the discount rate implicit in the lease is not readily determinable.

After the commencement date, the amount of lease liabilities is increased to reflect the accretion of interest and reduced for the lease payments made. The carrying amount is remeasured when there is a change in future lease payments arising from a change in index or rate. In addition, the carrying amount of lease liabilities is remeasured if there is a modification, a change in the lease term, a change in the lease payments or a change in the assessment of an option to purchase the underlying asset.

The Company presents lease liabilities in 'Non Current Liabilities and Current Liabilities in the Balance Sheet.

ii) Short term leases and leases of low value of assets

The Company applies the short-term lease recognition exemption to its short-term leases. It also applies the lease of low-value assets recognition exemption that are considered to be low value. Lease payments on short-term leases and leases of low value assets are recognised as expense on a straight-line basis over the lease term.

Leasing arrangement as a Lessee

The Company has lease contracts for land used in its operations. Leases of land generally have lease terms of 25 to 27 years.

₹ Lakhs		
Amount recognised in the Statement of Profit and Loss	For the year ended 31st March, 2026	For the year ended 31st March, 2025
Depreciation / Amortisation of Right-of-use assets	107.57	327.76
Interest on lease liabilities	299.05	661.91
Net amount recognised in the Statement of Profit and Loss	406.62	989.67

Refer Note (6) for additions to Right-of-Use Assets and the carrying amount of Right-of-Use Assets as at 31st March, 2026 and 31st March, 2025. Further, Refer Note (32.8) for maturity analysis of lease liabilities.

₹ Lakhs		
Amount recognised in the Statement of Cash Flows	For the year ended 31st March, 2026	For the year ended 31st March, 2025
Total cash outflow of leases	216.54	1,823.62
Principal payment of Lease Liability	207.51	564.41
Interest on Lease Liability	9.03	1,259.21

		₹ Lakhs	
		As at 31st March, 2026	As at 31st March, 2025
(i) Non-current			
Lease Liabilities		6,975.49	7,965.20
Total		6,975.49	7,965.20
(ii) Current			
Lease Liabilities		70.67	76.43
Total		70.67	76.43



20. Deferred Tax Liabilities

Accounting Policy

Current tax

Current income tax assets and liabilities are measured at the amount expected to be recovered from or paid to the taxation authorities. The tax rates and tax laws used to compute the amount are those that are enacted or substantively enacted, at the reporting date.

Current income tax relating to items recognised outside Statement of Profit and Loss is recognised outside Statement of Profit and Loss (either in other comprehensive income or in equity). Current tax items are recognised in correlation to the underlying transaction either in OCI or directly in equity. Management periodically evaluates positions taken in the tax returns with respect to situations in which applicable tax regulations are subject to interpretation and establishes provisions where appropriate.

Deferred tax

Deferred tax is recognised on temporary differences between the carrying amounts of assets and liabilities in the financial statements and the corresponding tax bases used in the computation of taxable profit. Deferred tax liabilities are generally recognised for all taxable temporary differences. Deferred tax assets are generally recognised for all deductible temporary differences to the extent that it is probable that taxable profits will be available against which those deductible temporary differences can be utilised. Such deferred tax assets and liabilities are not recognised if the temporary difference arises from the initial recognition (other than in a business combination) of assets and liabilities in a transaction that affects neither the taxable profit nor the accounting profit.

The carrying amount of deferred tax assets is reviewed at the end of each reporting period and reduced to the extent that it is no longer probable that sufficient taxable profits will be available to allow all or part of the asset to be utilised.

Deferred tax liabilities and assets are measured at the tax rates that are expected to apply in the period in which the liability is settled or the asset realised, based on tax rates (and tax laws) that have been enacted or substantively enacted by the end of the reporting period.

Deferred tax assets and liabilities are offset when they relate to income taxes levied by the same taxation authority and the relevant entity intends to settle its current tax assets and liabilities on a net basis.

Deferred tax relating to items recognised outside Profit or Loss is recognised outside Profit or Loss (either in other comprehensive income or in equity). Deferred tax items are recognised in correlation to the underlying transaction either in OCI or directly in equity.

Deferred tax assets are recognised for unused tax losses to the extent that it is probable that taxable profit will be available against which the losses can be utilised. Significant management judgement is required to determine the amount of deferred tax assets that can be recognised, based upon the likely timing and the level of future taxable profits together with future tax planning strategies.

	As at 31st March, 2026 ₹ Lakhs	As at 31st March, 2025 ₹ Lakhs
(i) Deferred Tax Assets	10,782.62	1,788.25
(ii) Deferred Tax Liabilities	(11,517.71)	(2,199.34)
Deferred Tax Asset / (Liability) Net	(735.09)	(411.09)



Poolavadi Windfarm Limited
Notes forming part of Financial Statements
20. Deferred Tax Liabilities (Contd.)

Financial Year 2025-26	Opening Balance	Recognized in Profit and Loss	Closing Balance
Deferred tax Assets in relation to			
Unabsorbed Depreciation/ Losses	1,710.02	8,868.50	10,578.52
Lease liability	78.23	124.36	202.60
Provision for expenses allowed on cash basis	-	1.50	1.50
	1,788.25	8,994.37	10,782.62
Deferred tax Liabilities in relation to			
Property, Plant and Equipments	2,198.88	9,318.80	11,517.68
Others	0.46	(0.44)	0.02
	2,199.34	9,318.36	11,517.70
Net Deferred Tax Assets / (Liabilities)	(411.09)	(323.99)	(735.09)

Financial Year 2024-25	Opening Balance	Recognized in Profit and Loss	Closing Balance
Deferred Tax Assets in relation to :			
Unabsorbed Depreciation/ Losses	678.68	1,031.34	1,710.02
Lease liability	259.92	(181.69)	78.23
	938.60	849.65	1,788.25
Deferred tax Liabilities in relation to			
Property, Plant and Equipments	1,246.04	952.84	2,198.88
Others	2.52	(2.06)	0.46
	1,248.56	950.78	2,199.34
Net Deferred Tax Assets / (Liabilities)	(309.96)	(101.13)	(411.09)

The income tax expense can be reconciled to the accounting profit as follows:

	31st March, 2026 ₹ lakhs	31st March, 2025 ₹ lakhs
Profit / (Loss) before tax	1,614.60	65.98
Profit / (Loss) before tax considered for tax working	1,614.60	65.98
Income Tax expense /(credit) calculated at 25.17% (31st March, 2025: 25.17%)	406.38	16.60
Add/(Less) tax effect on account of:		
Expenses that are not deductible in determining taxable profit	0.42	0.30
Deferred tax expenses in respect of earlier year	(82.82)	84.23
Tax Expense	323.99	101.13
Income Tax expense recognised in Statement of Profit and Loss	323.99	101.13



21. Trade Payables

	₹ Lakhs	
	As at	As at
	31st March, 2026	31st March, 2025
Current		
(i) Outstanding dues of micro enterprises and small enterprises("MSE")-Refer Note 30	47.40	30.62
(ii) Outstanding dues of creditors other than micro enterprises and small enterprises	614.81	297.89
Total	662.21	328.51

Trade Payables Ageing schedule as at 31st March, 2026

Particulars	Unbilled and Not Due	Outstanding for following periods from due date of payment #					Total
		Not Due	Less than 1 year	1-2 Years	2-3 Years	More than 3 years	
(i) Undisputed Trade Payables							
a) MSE	-	28.68	10.86	7.86	-	-	47.40
b) Others	71.28	23.19	455.70	23.20	40.93	0.50	614.81
(ii) Disputed Trade Payables							
a) MSE	-	-	-	-	-	-	-
b) Others	-	-	-	-	-	-	-
Total (i) + (ii)	71.28	51.87	466.57	31.06	-	0.50	662.22

Where due date of payment is not available date of transaction has been considered


* Provision for expenses which is certain and not related to any litigation

Trade Payables Ageing schedule as at 31st March, 2025

Particulars	Unbilled and Not Due	Outstanding for following periods from due date of payment #					Total
		Not Due	Less than 1 year	1-2 Years	2-3 Years	More than 3 years	
(i) Undisputed Trade Payables							
a) MSE	-	19.87	10.75	-	-	-	30.62
b) Others	73.09	16.41	147.42	29.86	26.11	5.00	297.89
(ii) Disputed Trade Payables							
a) MSE	-	-	-	-	-	-	-
b) Others	-	-	-	-	-	-	-
Total (i) + (ii)	73.09	36.28	158.17	29.86	26.11	5.00	328.51

Where due date of payment is not available date of transaction has been considered

* Provision for expenses which is certain and not related to any litigation



Poolavadi Windfarm Limited
Notes forming part of Financial Statements

22. Other Financial Liabilities - At Amortised Cost

Current

- (i) Payables towards Capital supplies & services
- (ii) Other Liabilities

Total

		₹ Lakhs	
		As at	As at
		31st March, 2026	31st March, 2025
		4,033.98	4,508.84
		0.20	0.54
		4,034.18	4,509.38

23. Other Liabilities

Current

- (i) Statutory Liabilities
- (ii) Other liabilities

Total

		₹ Lakhs	
		As at	As at
		31st March, 2026	31st March, 2025
		58.04	111.22
		3.02	2.41
		61.06	113.63



24. Revenue from Operations

Accounting Policy

Revenue is recognised to the extent that it is probable that the economic benefits will flow to the Company and the revenue can be reliably measured. Revenue towards satisfaction of a performance obligation is measured at the amount of transaction price (net of variable consideration) allocated to that performance obligation. The transaction price of goods sold and services rendered is net of variable consideration on account of various discounts and schemes offered by the Company as part of the contract and excludes taxes or duties collected on behalf of government.

Description of performance obligations are as follows :

Sale of Power

Revenue from sale of power is recognised net of estimated rebates and other similar allowances when the units of electricity is delivered at the contracted rate. The transaction price is adjusted for significant financing component, if any and the adjustment is accounted as finance cost.

As per Ind AS 115, the Company has identified supply of power over the term of PPA as a single performance obligation and is recognizing revenue over time using a single measure of progress.

The Company recognises variable consideration forming part of the transaction price, including compensation arising from changes in law, when sufficient certainty exists that the consideration will be received and the related performance obligation is satisfied over a period of time. Imputed interest on such variable consideration, if any, is recognised as interest expense / income over the period. The difference between the revenue recognized and amount invoiced has been presented as deferred revenue asset / liability in the balance sheet.

Delayed Payment Charges

The Company has adopted a policy to recognize Delayed Payment Charges (DPC) on accrual basis based on contractual terms and an assessment of certainty of realization which could be based either an acknowledgement of the charges by the concerned customer or on receipt of favourable order from regulatory or statutory body.

Unbilled Revenue

Unbilled revenue represents services rendered by the Company but not invoiced as at balance sheet date. The Company presents such unbilled revenue as financial asset if it has unconditional right to receive and billing is dependent only on the passage of time. If unconditional right to receive does not exist, then amount is presented as non-financial asset.

	For the year ended 31st March, 2026 ₹ Lakhs	For the year ended 31st March, 2025 ₹ Lakhs
(a) Revenue from Contract with Customers		
Revenue From Power Supply	12,315.84	9,875.79
Less: Cash Discount	(256.09)	(182.06)
	<u>12,059.75</u>	<u>9,693.73</u>
Other Operating Revenue	1.79	-
Total	<u>12,061.54</u>	<u>9,693.73</u>

Contract balances

	As at 31st March, 2026 ₹ Lakhs	As at 31st March, 2025 ₹ Lakhs
Contract Assets		
Trade receivables (Gross)	5.80	5.80
Unbilled revenue	1785.65	2274.42
(Less): Allowances for expected credit loss	(5.80)	(5.80)
Total	<u>1785.65</u>	<u>2274.42</u>

Timing of revenue recognition

Particulars	As at 31st March, 2026 ₹ Lakhs	As at 31st March, 2025 ₹ Lakhs
Revenue recognised over a period of time	12315.84	9875.79
Total revenue from contracts with customers	<u>12315.84</u>	<u>9875.79</u>

The Company has entered into long term agreement for sale of power to DISCOM at a fixed rate per unit. The management has assessed and determined that amount invoiced / to be invoiced as the agreement reflects appropriate revenue for the period. Contract asset is the right to consideration in exchange for goods or services transferred to the customer. Contract liability is the entity's obligation to transfer goods or services to a customer for which the entity has received consideration from the customer in advance. Contract assets are transferred to unbilled revenue / receivables when the rights become unconditional and contract liabilities are recognized as and when the performance obligation is satisfied.

Disaggregation of Revenue

The Company has a single stream of revenue i.e. sale of power



Poolavadi Windfarm Limited
Notes forming part of Financial Statements

25. Other Income

Accounting Policy

Interest income from a financial asset is recognised when it is probable that the economic benefits will flow to the Company and the amount of income can be measured reliably. Interest income is accrued on a time basis, by reference to the principal outstanding and at the effective interest rate applicable, which is the rate that exactly discounts estimated future cash receipts through the expected life of the financial asset to that asset's net carrying amount on initial recognition.

	For the year ended 31st March, 2026 ₹ Lakhs	For the year ended 31st March, 2025 ₹ Lakhs
(a) Gain / (Loss) on Investments		
Gain / (Loss) on sale / fair value of current investment measured at FVTPL	28.74	6.92
	<u>28.74</u>	<u>6.92</u>
(b) Interest Income		
On Financial assets held at Amortised Cost		
Interest Income from Bank Deposits	0.07	9.54
Interest on Income Tax Refund	0.66	0.20
	<u>0.73</u>	<u>9.74</u>
Total	<u>29.47</u>	<u>16.66</u>

26. Finance Costs

Accounting Policy

Borrowing costs directly attributable to the acquisition or construction of qualifying assets, which are assets that necessarily take a substantial period of time to get ready for their intended use or sale, are added to the cost of those assets, until such time as the assets are substantially ready for their intended use or sale.

Interest income earned on the temporary investment of specific borrowings pending their expenditure on qualifying assets is deducted from the borrowing costs eligible for capitalisation. All other borrowing costs are recognised in the statement of profit or loss in the period in which they are incurred.

	For the year ended 31st March, 2026 ₹ Lakhs	For the year ended 31st March, 2025 ₹ Lakhs
(a) Interest Expense:		
Borrowings		
Interest on Loans - Banks & Financial Institutions	3,337.86	3,017.77
Interest on Loans - From Related Parties(Refer Note 31)	1,196.60	2,478.30
Others		
Interest on Lease liabilities (at amortised cost)	299.05	661.91
Other Interest and commitment charges	-	1.58
	<u>4,833.51</u>	<u>6,159.56</u>
Less: Interest Capitalised	-	(722.60)
	<u>4,833.51</u>	<u>5,436.96</u>
(b) Other Borrowing Cost:		
Other Finance Costs	3.53	28.29
	<u>3.53</u>	<u>28.29</u>
Total	<u>4,837.04</u>	<u>5,465.25</u>



Poolavadi Windfarm Limited
Notes forming part of Financial Statements

27. Other Expenses

	For the year ended 31st March, 2026 ₹ Lakhs	For the year ended 31st March, 2025 ₹ Lakhs
Consumption of Stores, etc.	-	52.17
Rental of Land, Buildings, Plant and Equipment, etc.	52.40	52.59
Repairs and Maintenance		
(i) To Machinery and Hydraulic Works	375.08	174.19
(ii) To Furniture, Vehicles, etc.	7.90	0.89
Rates and Taxes	587.49	47.51
Insurance	95.89	41.68
Travelling and Conveyance Expenses	16.07	19.90
Other Operation Expenses :		
(i) Electricity Consumed	244.72	226.24
(ii) Deviation Settlement Mechanism Expenses	76.80	60.48
(iii) Shared Services	75.70	42.98
(iv) Others	8.14	7.11
Consultants' Fees	139.62	106.35
Gain/(Loss) on Exchange (Net)	0.09	-
Auditors' Remuneration (Refer Note(i) below)	6.81	2.24
Cost of Services Procured	114.41	73.97
Provision for Doubtful Debts and Advances (Net)	-	5.80
Legal Charges	-	1.89
Miscellaneous Expenses	8.58	17.57
Total	1,809.69	933.56

Note:

(i) Payment to the auditors (Inclusive of Goods and Service Tax)

For Statutory Audit
For Other Services
Total

	For the year ended 31st March, 2026 ₹ Lakhs	For the year ended 31st March, 2025 ₹ Lakhs
	4.24	2.24
	2.57	-
Total	6.81	2.24



28. Earnings Per Share:

Accounting Policy

Basic earnings per equity share is computed by dividing the net profit attributable to the equity holders of the Company by the weighted average number of equity shares outstanding during the year. Diluted earnings per equity share is computed by dividing the net profit attributable to the equity holders of the Company by the weighted average number of equity shares considered for deriving basic earnings per equity share and also the weighted average number of equity shares that could have been issued upon conversion of all dilutive potential equity shares. The dilutive potential equity shares are adjusted for the proceeds receivable had the equity shares been actually issued at fair value (i.e. the average market value of the outstanding equity shares). Dilutive potential equity shares are deemed converted as of the beginning of the year, unless issued at a later date. Dilutive potential equity shares are determined independently for each year presented. The number of equity shares and potentially dilutive equity shares are adjusted retrospectively for all years presented for any share splits and bonus shares issues including for changes effected prior to the approval of the financial statements by the Board of Directors.

Particulars	For the year ended 31st March, 2026	For the year ended 31st March, 2025
Basic and diluted earning per share		
Profit / (Loss) for the year (₹ lakhs)	1,290.61	(35.15)
Net Profit/ (Loss) for the year attributable to the equity shareholders (₹ Lakhs)	1,290.61	(35.15)
The weighted average number of equity shares for basic and diluted earnings per share (Nos.)	30,30,26,643	25,96,65,060
Par value per share (in ₹)	10.00	10.00
Basic earnings per share (in ₹)	0.43	(0.01)
Diluted earning per share (in ₹)	0.43	(0.01)

29. Capital Commitment :

Estimated amount of contracts remaining to be executed (net of capital advance) on Capital account and not provided for is ₹ 51.50 lakhs. (31st March, 2025: ₹ 579.66 Lakhs).

30. Micro and small enterprises under the Micro and Small Enterprises Development Act, 2006 have been determined based on the information available with the Company and the required disclosures are given below:

	31st March, 2026 ₹ Lakhs	31st March, 2025 ₹ Lakhs
(a) Principal amount remaining unpaid as on 31st March	47.40	30.62
(b) Interest due thereon as on 31st March	-	-
(c) The amount of Interest paid along with the amounts of the payment made to the supplier beyond the appointed day *	-	-
(d) The amount of Interest due and payable for the year *	3.02	2.41
(e) The amount of Interest accrued and remaining unpaid as at 31st March*	3.02	2.41
(f) The amount of further interest due and payable even in the succeeding years, until such date when the interest dues as above are actually paid *	-	-

Dues to Micro and small enterprises have been determined to the extent such parties have been identified on the basis of information collected by the Management.

* Amounts unpaid to Micro and small enterprises vendors on account of retention money have not been considered for the purpose of interest calculation.



Poolavadi Windfarm Limited
Notes forming part of Financial Statements

31. Related Party Transactions

Disclosure as required by Indian Accounting Standard 24 (IND AS-24) "Related Party Disclosures" as notified under the Companies (Accounts) Rules, 2014 is as follows:

a) List of the related parties and description of relationship:

Relationship with the Parties	Name of the Related Parties	Country of Origin
Ultimate Holding Company	The Tata Power Company Limited (TPCL)	India
Holding Company	Tata Power Renewable Energy Limited (TPREL)	India
Fellow Subsidiary	TP Saurya Limited (TPSL)	India
Fellow Subsidiary of Holding Company	Tata Power Trading Company Limited (TPTCL)	India
Subsidiary of Promoter Company	Tata AIG General Insurance Limited (TAIG)	India
Shareholder	NTT Global Data Centers & Cloud Infrastructure India Pvt Ltd (NTTGDCI)	India

b) Key Management Personnel and Directors

Mr. Gautam Attravanam	Non Executive Director
Mr. Mahesh Dinkar Paranjpe	Non Executive Director
Mr. Seethapathy Chander	Independent Director
Dr. Aditi Raja	Independent Director
Mr. Paresh Arun Sahasrabudhe	Non Executive Director
Mr. Mahadeo Sabale	Chief Executive Officer
Ms. Juhi Jain	Chief Financial Officer
Ms. Monika Bansal	Company Secretary

c) Details of Transactions / Balances Outstanding:

Particulars	Year	TPCL	TPREL	TPTCL	NTTGDCI	TAIG	TPSL	KMP
Transaction during the year:								
Loan taken	2026	-	9,468.98	-	-	-	-	-
	2025	-	11,504.00	-	-	-	-	-
Loan taken Repaid	2026	-	13,554.66	-	-	-	-	-
	2025	-	58,231.03	-	-	-	-	-
Reimbursement of Expenses	2026	-	78.29	-	-	-	53.43	-
	2025	-	18.47	-	-	-	-	-
Leasing of premises	2026	-	343.14	-	-	-	207.51	-
	2025	-	343.14	-	-	-	201.46	-
Purchase of Property, Plant & Equipment (Including CWIP)	2026	-	354.32	-	-	-	-	-
	2025	-	1,872.48	-	-	-	-	-
Issue of Equity Shares	2026	-	-	-	-	-	-	-
	2025	-	3,865.33	-	-	-	-	-
Receiving of services	2026	69.39	174.83	103.85	-	-	-	-
	2025	47.59	-	83.98	-	0.93	-	-
Directors Fees - sitting fees (Inclusive of GST)	2026	-	-	-	-	-	-	4.54
	2025	-	-	-	-	-	-	6.55
Sale of Power	2026	-	-	-	12,141.54	-	-	-
	2025	-	-	-	9,693.73	-	-	-
Interest paid	2026	-	1,196.60	-	-	-	-	-
	2025	-	2,478.30	-	-	-	-	-
Balance Outstanding:								
Loan taken (Including interest accrued)	2026	-	14,104.68	-	-	-	-	-
	2025	-	18,190.35	-	-	-	-	-
Payable towards Property, Plant & Equipment	2026	-	4,023.07	-	-	-	-	-
	2025	-	4,522.85	-	-	-	-	-
Trade Receivables (including unbilled Receivables)	2026	-	-	-	1,865.65	1.75	-	-
	2025	-	-	-	2,274.42	-	-	-
Trade payables	2026	37.33	507.34	31.05	-	-	-	-
	2025	22.43	-	71.50	-	-	-	-

Notes:

- Above related party transactions are in ordinary course of business and are at arm's length.
- Comparative period of the movement is for the year 01st April, 2024 to 31st March, 2025 and closing balance is for the year ended 31st March, 2025.
- Above related party are excluding tax. However the Balance outstanding is including of taxes.
- Terms of material related party transactions :
 - For borrowing / interest - refer note 18.2
 - For sale of power – Sale of Power is in accordance with Power Purchase Agreement entered into for 25 years



32 Financial Instruments

32.1 Fair Value Measurement:

The carrying value of financial instruments by categories as of 31st March, 2026 is as follows:

	Carrying value		Fair Value		₹ Lakhs
	As at	As at	As at	As at	
	31st March, 2026	31st March, 2025	31st March, 2026	31st March, 2025	
Financial Assets :					
Investment	300.1	-	300.1		
Cash and Cash Equivalents	930.81	29.67	930.81	29.67	
Unbilled Revenue	1,785.65	2,274.42	1,785.65	2,274.42	
Other Financial Asset	198.22	198.16	198.22	198.16	
Other Balances with Bank	1.00	1.00	1.00	1.00	
Total	3,215.78	2,503.25	3,215.78	2,503.25	
Financial Liabilities:					
Floating rate borrowings (including current maturities)	59,028.28	63,113.95	59,028.28	63,113.95	
Trade Payables	662.21	328.51	662.21	328.51	
Lease Liabilities	7,046.16	8,041.63	7,046.16	8,041.63	
Other Financial Liabilities	4,034.18	4,509.38	4,034.18	4,509.38	
Total	70,770.83	75,993.47	70,770.83	75,993.47	

Notes:

The management assessed that cash and cash equivalents, other balances with bank, trade receivables, loans, unbilled revenues, trade payables, other financial assets and liabilities approximate their carrying amounts largely due to the short term maturities of these instruments. The fair value of the financial assets and liabilities is included at the amount at which the instrument could be exchanged in a current transaction between willing parties.

The fair value of loans from banks, other current financial liabilities and other non-current financial liabilities is estimated by discounting future cash flow using rates currently available for debt on similar terms, credit risk and remaining maturities.

32.2 Fair value hierarchy

The fair value hierarchy is based on inputs to valuation techniques that are used to measure fair value that are either observable or unobservable and consists of the following three levels:


- **Quoted prices in active market (Level 1)** — Inputs are quoted prices (unadjusted) in active markets for identical assets or liabilities.
- **Valuation technique with observable inputs (Level 2)** — Inputs are other than quoted prices included within Level 1 that are observable for the asset or liability, either directly (i.e. as prices) or indirectly (i.e. derived from prices). This includes unquoted borrowings (fixed and floating rate).
- **Valuation technique with significant unobservable inputs Level 3** — Inputs are not based on observable market data (unobservable inputs). Fair values are determined in whole or in part using a valuation model based on assumptions that are neither supported by prices from observable current market transactions in the same instrument nor are they based on available market data. The company does not have any such financial instruments.

The following table summarises financial assets and liabilities measured at fair value on a recurring basis and financial assets that are not measured at fair value on a recurring basis (but fair value disclosure are required):

As at 31.03.2026	Date of valuation	Fair value hierarchy as at 31st March ,2026			Total	₹ Lakhs
		Quoted prices in active market (Level 1)	Significant observable inputs (Level 2)	Significant unobservable inputs (Level 3)		
Assets measured at fair value						
Investments	31st March, 2026	300.10	-	-	300.10	
		300.10	-	-	300.10	
Liabilities for which fair value are disclosed						
Floating rate borrowings (including current maturity)	31st March, 2026	-	59,028.28	-	59,028.28	
		-	59,028.28	-	59,028.28	
Fair value hierarchy as at 31st March ,2025						
As at 31.03.2025	Date of valuation	Quoted prices in active market (Level 1)	Significant observable inputs (Level 2)	Significant unobservable inputs (Level 3)	Total	₹ Lakhs
Liabilities for which fair value are disclosed						
Floating rate borrowings (including current maturity)	31st March, 2025	-	63,113.95	-	63,113.95	
Total		-	63,113.95	-	63,113.95	

The carrying amount of cash and cash equivalents and trade payables are considered to be the same as their fair value, due to their short term nature.

Borrowings from related parties are the variable rate loans. The current borrowing rate represents the discounting rate, which means that the carrying value will be closely approximate to their fair value. In case of lease liabilities, the current borrowing rate represents the discounting rate, which means that the carrying value will be closely approximate to their fair value.



32.3 Capital Management and Gearing Ratio

For the purpose of the Company's capital management, capital includes issued equity capital and all other equity reserves attributable to the equity holders of the Company. The primary objective of the Company capital management is to maximise the shareholder value. The company manages its capital structure and makes adjustments in light of changes in economic conditions and the requirements of the financial covenants. From time to time, the Company reviews its policy related to dividend payment to shareholders. The Company monitors capital using a gearing ratio, which is net debt divided by total capital plus net debt. The Company includes within net debt, interest bearing loans and borrowings, less cash and cash equivalents.

The Company's capital management is intended to create value for shareholders by facilitating the meeting of its long-term and short-term goals. Its Capital structure consists of net debt (borrowings as detailed in notes below) and total equity.

Gearing Ratio

The gearing ratio at the end of the reporting year was as follows:

	For the Year ended 31st March, 2026	For the Year ended 31st March, 2025
Debt (i)	59,028.28	63,113.95
Cash and Bank balances	931.81	30.67
Net Debt	58,096.47	63,083.28
Total Equity (ii)	32,324.10	31,033.49
Capital and net debt	90,420.57	94,116.77
Net debt to Total Capital plus net debt ratio	64.25	67.03

(i) Debt is defined as long-term borrowings (including current maturities) and short-term borrowings(excluding derivative, financial guarantee contracts and contingent considerations) and interest accrued on Non-current and Current borrowings.

(ii) Equity is defined as Equity Share Capital and other equity.

Under the Group Captive business model, as per the Electricity Act 2003, (as amended) the group captive consumers are required to hold not less than 26 percent of the total issued, subscribed and paid-up Equity Share Capital of the company, at any time.

32.4 Financial Risk Management Objectives and Policies

The Company's principal financial liabilities,comprise loans and borrowings, trade and other payables, and financial liabilities. The main purpose of these financial liabilities is to finance the Company's operations. The Company's principal financial assets include loans (deposits), trade receivables, unbilled revenue and cash and cash equivalents that derive directly from its operations.

The Company is exposed to market risk, credit risk and liquidity risk. The Company's senior management oversees the management of these risks. The Company's senior management reviews the financial risks and the appropriate financial risk governance framework for the Company. The Company's financial risk activities are governed by appropriate policies and procedures and that financial risks are identified, measured and managed in accordance with the Company's policies and risk objectives. The Board of Directors reviews and agrees policies for managing each of these risks, which are summarised below.

32.5 Market Risk

Market risk is the risk that the fair value of future cash flows of a financial instrument will fluctuate because of changes in market prices. Market risk comprises three types of risk: interest rate risk, currency risk and other price risk, such as equity price risk and commodity risk. The equity price risk and commodity risk is not applicable to the Company. Financial instruments affected by market risk include loans and borrowings, deposits, investments and derivative financial instruments, if any.

32.6 Interest Rate Risk Management


Interest rate risk is the risk that the fair value or future cash flows of a financial instrument enjoying floating rate interest will fluctuate because of changes in market interest rates. The Company's exposure to the risk of changes in market interest rates relates primarily to the company's long-term debt obligations with floating interest rates. The Company manages its interest rate risk by having a balanced portfolio of fixed and variable rate loans and borrowings.

Interest Rate Sensitivity:

The sensitivity analysis below have been determined based on exposure to interest rates for term loans at the end of the reporting period and the stipulated change taking place at the beginning of the financial year and held constant throughout the reporting period in case of term loans that have floating rates.

If the interest rates had been 50 basis points higher or lower and all the other variables were held constant, the effect on Interest expense for the respective financial years and consequent effect on Company's profit in that financial year would have been as below:

			₹ lakhs
Effect on profit before tax and consequential impact on Equity before tax			
As of 31st March, 2026	Increase in interest rate by 50 bps		-₹ 295.14
	Decrease in interest rate by 50 bps		₹ 295.14
As of 31st March, 2025	Increase in interest rate by 50 bps		-₹ 315.57
	Decrease in interest rate by 50 bps		₹ 315.57



Poolavadi Windfarm Limited
Notes forming part of Financial Statements
32.7 Credit Risk Management

Credit risk is the risk that counterparty will not meet its obligations under a financial instrument or customer contract, leading to a financial loss. The Company is exposed to credit risk from its operating activities (primarily trade receivables including unbilled revenue) and from other financial instruments. The Company only deals with parties which has good credit rating/ worthiness given by external rating agencies or based on company internal assessment.

The Company has signed Power Purchase Agreement (PPA) with NTT Global Data Centers & Cloud Infrastructure India Private Limited (formerly known as Netmagic IT Services Private Limited) for a term of 25 years for supply of power. (Refer Note no.10 for Trade Receivables).

32.8 Liquidity Risk Management

The Company manages liquidity risk by maintaining adequate reserves, banking facilities and reserve borrowing facilities, by continuously monitoring forecast and actual cash flows and matching the maturity profiles of financial assets and liabilities. The maturity profile of the financial liabilities (including future interest payable) are listed below:

₹ Lakhs					
Expected maturity for financial Liabilities	Up to 1 year	1 to 5 years	5+ years	Total	Carrying Amount
31st March, 2026					
Borrowings (including current maturity)	-	57,266.55	1,761.73	59,028.28	59,028.28
Interest payable on above borrowings	4206.64	5,158.95	490.82	9,856.41	-
Lease Liabilities	621.56	2,572.33	13,075.35	16,269.24	7,046.16
Trade Payables	662.21	-	-	662.21	662.21
Other Financial Liabilities	4,034.18	-	-	4,034.18	4,034.18
31st March, 2025					
Borrowings (including current maturity)	-	49,239.04	13,874.91	63,113.95	63,113.95
Interest payable on above borrowings	4,584.14	11,269.90	7,608.88	23,462.92	-
Lease Liabilities	649.76	2,925.64	15,566.30	19,141.70	8,041.63
Trade Payables	328.51	-	-	328.51	328.51
Other Financial Liabilities	4,509.38	-	-	4,509.38	4,509.38

The table has been drawn up based on the undiscounted contractual maturities of the financial liabilities including interest that will be paid on those liabilities upto the maturity of the instruments, ignoring the call and refinancing options available with the Company.

The amounts included above for fixed interest rate instruments for financial liabilities is subject to change if changes in variable interest rates differ to those estimates of interest rates determined at the end of the reporting year.



33. Financial Ratios

SI No	Ratios	Numerator	Denominator	As at 31st March, 2026	As at 31st March, 2025	% of Variance	Reason for variances in excess of 25%
a)	Current Ratio (Refer Note i)	Current Assets	Current Liabilities	0.72	0.56	29%	Ratio is higher due to repayment of capital creditors and increase in Investment in current year.
b)	Debt-Equity Ratio (in times) (Refer Note ii)	Total Debt	Total Equity	2.04	2.29	(10.85)%	-
c)	Debt Service Coverage Ratio (in times) (Refer Note iii)	Profit before exceptional items and tax + Interest charged in Statement of Profit and Loss and interest capitalized during the period / year pertaining to borrowings + Depreciation and amortisation expenses + Current tax expense	Interest charged in Statement of Profit and Loss and interest capitalized during the year pertaining to borrowings + Scheduled principal repayment of long-term debt and lease liabilities	2.03	1.19	70.96 %	Increase in Debt service coverage ratio is due to lower repayment of lease liability.
d)	Return on Equity (ROE) (%) (Refer Note iv)	Net Profit for the year attributable to owners of the Company	Average Shareholder's Equity	4.07%	(0.12)%	3396.25 %	Due to higher profit in the current year
e)	Inventory Turnover (in number of days)	Average Inventories X No of days	Cost of goods sold	N/A	N/A	-	This ratio is not computed since the company does not have finished goods
f)	Trade Receivables Turnover (in number of days) (Refer Note v)	Average trade receivable x number of days	Gross Sales	61.43	71.00	(13.48)%	
g)	Trade Payables Turnover (in number of days) (Refer Note vi)	Average trade payable x number of days	Net credit purchases	99.91	114.00	(12.36)%	
h)	Net Capital Turnover Ratio (Refer Note vii)	Gross Sales	Average Working Capital	(8.91)	(4.38)	104%	Higher due to lower working capital compared to last year.
i)	Net Profit Margin (%) including exceptional item	Net Profit after taxes	Revenue from operations	10.70%	(0.36)%	(3050.92)%	Due to higher profit in the current year
j)	Return on Capital Employed (ROCE) (%) (Refer Note viii)	Profit before tax and exceptional items + interest expense excluding interest on deferred revenue	Average Capital Employed: Total equity + Total Debt + Deferred Tax Liability	6.40%	6.23%	2.75 %	
k)	Return on Investment (ROI) (%) (Refer Note ix)	Interest Income+Dividend Income+ Gain of fair value of Investment	Average (Investment+Fixed Deposit+Loans Given)	19.20%	7.00%	174%	Decrease due to increase in average investment in current year

Note:

(i) Current Ratio:

Current Assets as per balance sheet and asset classified as held for sale
Current liabilities as per balance sheet and liability classified as held for sale

(ii) Debt Equity Ratio:

Total debt = Long term borrowings (including current maturities of long term borrowings)+ lease liabilities (current and non current) + short term borrowings + interest accrued on debts.
Total Equity includes Issued Share capital and Other Equity.

(iii) For the purpose of computation, scheduled principal repayment of long-term debt does not include prepayments including prepayment by exercise of call/put option and excluding refinancing.

(iv) Total Equity: Issued share capital and other equity

(v) Trade receivables turnover ratio = $\frac{\text{Average trade receivables (including unbilled revenue)} \times \text{number of days}}{\text{Gross Sales}}$

(vi) Trade payables turnover ratio = $\frac{\text{Average trade payable} \times \text{number of days}}{\text{Net credit purchases}}$

Net credit purchases consist of other expenses excluding

(a) Bad debts (including provision)
(b) Net loss on foreign exchange
(c) CSR expenses

(d) Loss on Disposal of Property, Plant and Equipment
Trade Payable as per balance sheet less employee related trade payables

(vii) Working capital:

Working Capital : Current assets - Current liabilities (excluding current maturities of long term debt, lease liabilities and interest accrued on borrowings).

(viii) Return on capital employed= Earning before interest and taxes / Average Capital employed

Earning before interest and taxes means Profit before tax plus interest expense

Average Capital Employed: Total equity + Total Debt + Deferred Tax Liability

Total Debt: Long term borrowings (including current maturities of long term borrowings), lease liabilities (current and non current), short term borrowings and interest accrued on debts

Total Equity: Issued share capital, other equity.

viii) Return on investment = (Interest income + Dividend income + Gain on fair value of current investment at FVTPL) / Average of (Investment + Fixed deposit+ Loans Given)

Interest Income: Interest on bank deposits + Interest on non-current investment + Interest on loans given to subsidiaries.

Investment: Includes Non-current investment + Current Investment + Fixed deposit+ Loan Given



34. Audit trail and Back up reporting

Back up – The Company maintains proper books of account as required by law.

Audit Trail - The Company has used SAP accounting software for maintaining its books of account which has a feature of recording audit trail (edit log) facility and the same has operated throughout the year for all relevant transactions recorded in the software. Further, there are no instance of audit trail feature being tampered with. Additionally, the audit trail of prior years has been preserved as per the statutory requirements for record retention to the extent it was enabled and recorded in the respective years.

35. Regulatory Matter – MERC Tariff Order on Renewable Energy Banking

The Maharashtra Electricity Regulatory Commission ("MERC") issued an Order dated 25 March 2026 in Case No. 75 of 2025, revising the Time of Day tariff and renewable energy banking framework under the applicable Multi Year Tariff Order. The said Order, inter alia, restricts utilisation of energy banked during solar hours to the same time slot, with retrospective effect from 1 July 2025.

Poolavadi Windfarm Limited, through its Holding Company and fellow subsidiaries jointly with affected consumers, has filed an appeal before the Hon'ble Appellate Tribunal for Electricity (APTEL) under Section 111 of the Electricity Act, 2003, challenging the legality, scope of review jurisdiction, interpretation of applicable regulations, and retrospective application of the said Order. The appeal is pending adjudication as at the reporting date.

Based on management's assessment and legal advice, no present obligation has arisen as at the reporting date that would require recognition of a provision in accordance with Ind AS 37 – Provisions, Contingent Liabilities and Contingent Assets. Accordingly, no provision has been recognised in the financial statements in respect of this matter. The Company will continue to monitor developments in this matter and will assess the implications, if any, arising from the final outcome of the appeal.

36. Recent Pronouncement

Standards Notified but Not Yet Effective

The new and amended standards that are notified by the Ministry of Corporate Affairs (MCA), but not yet effective, up to the date of issuance the Company's financial statements are disclosed below. The Company will adopt these new and amended standards, when they become effective.

A. Amendments to Ind AS 1- Classification of Liabilities as Current or Non-current and Non-current Liabilities with Covenants and Ind AS 10 Events after the Reporting Period

Ind AS 10 has been amended to remove the previous treatment under which a lender's post reporting date waiver—granted before the financial statements were approved for issue—of a breach of a material covenant in a long term loan arrangement that occurred on or before the end of the reporting period, resulting in the liability becoming payable on demand at the reporting date, was regarded as an adjusting event. For annual reporting periods beginning on or after 1 April 2026, any breach of a covenant—whether material or immaterial—occurring on or before the reporting date will, in accordance with Ind AS 1, require the related liability to be classified as current, unless the lender has granted a waiver of the breach on or before the reporting date and has agreed not to demand repayment for at least 12 months after the reporting date as a consequence of the breach. Such a waiver shall be treated as an adjusting event.

The amendments are effective for annual reporting periods beginning on or after 1 April 2026 retrospectively in accordance with Ind AS 8.


37. Contingent Liabilities

As at 31st March, 2026 the company has no contingent liabilities with respect to any direct and indirect tax under the statute. For regulatory matters, refer Note 35. (31st March, 2025 - NIL).

38. Segment Disclosures

The Company has determined its operating segment as generation and selling of solar power, based on the information reported to the chief operating decision maker (CODM) in accordance with the requirements of Indian Accounting Standard 108- 'Operating Segments', notified under the Companies (Indian Accounting Standards) Rules, 2015.

All the Company's resources are dedicated to this single segment and all the discrete information is available for this segment. All non-current assets of the Company are located in India. The Company is having all its revenue from sale of power to single customer located in India.



Poolavadi Windfarm Limited
Notes forming part of Financial Statements

39. Other Statutory Information

- (i) The Company do not have any Benami property, where any proceeding has been initiated or pending against the Group for holding any Benami property.
- (ii) The company do not have any transactions with companies struck off.
- (iii) The Company do not have any charges or satisfaction which is yet to be registered with ROC beyond the statutory period.
- (iv) The Company have not traded or invested in Crypto currency or Virtual Currency during the financial year.
- (v) The Company have not advanced or loaned or invested funds to any other person(s) or entity(ies), including foreign entities (Intermediaries) with the understanding that the Intermediary shall:
- (a) directly or indirectly lend or invest in other persons or entities identified in any manner whatsoever by or on behalf of the company (Ultimate Beneficiaries) or
- (b) provide any guarantee, security or the like to or on behalf of the Ultimate Beneficiaries
- (vi) The Company have not received any fund from any person(s) or entity(ies), including foreign entities (Funding Party) with the understanding (whether recorded in writing or otherwise) that the Group shall:
- (a) directly or indirectly lend or invest in other persons or entities identified in any manner whatsoever by or on behalf of the Funding Party (Ultimate Beneficiaries) or
- (b) provide any guarantee, security or the like on behalf of the Ultimate Beneficiaries.
- (vii) The Company have not any such transaction which is not recorded in the books of accounts that has been surrendered or disclosed as income during the year in the tax assessments under the Income Tax Act, 1961 (such as, search or survey or any other relevant provisions of the Income Tax Act, 1961.
40. At the reporting date, current liabilities of the Company exceeds current assets by ₹ 1,354.07 lakhs. The Company has committed undrawn long-term facilities which can be utilised to pay the current liabilities. Accordingly, financial statements of the Company are prepared on a going concern basis.
41. **Significant Events occurring after reporting period:**
There was no significant event after the end of the reporting period which require any adjustment or disclosure in the Financial Statements.
42. **Approval of Financial Statements:**
The Financial Statements were approved for issue by the Board of Directors on 16th April, 2026.

As per our report of even date

For S R B C & CO LLP
Chartered Accountants
ICAI Firm registration number: 324982E/E300003



per Mahadevan Krishnan
Partner
Membership No. 130508




Place: Mumbai
Date: 16th April, 2026


For and on behalf of the Board of Directors
CIN U40300MH2016PLC271899



Gautam Attravanam
Director
DIN: 08284326

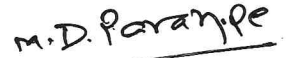


Mahadeo Chandrakant Sabale
Chief Executive Officer



Monika Bansal
Company Secretary

Place: Mumbai
Date: 16th April, 2026



Mahesh Dinkar Paranjpe
Director
DIN : 03530639



Juhi Jain
Chief Financial Officer

