

JAIN PRAKASH & ASSOCIATES

CHARTERED ACCOUNTANTS

INDEPENDENT AUDITOR'S REPORT

To the Members of **TP SURYA LIMITED**

Report on the Audit of Standalone Ind AS Financial Statements

Opinion

We have audited the accompanying Standalone Ind AS Financial Statements of TP SURYA LIMITED ("the Company") which comprises the Balance Sheet as at March 31, 2026, the Statement of Profit and Loss (including Other Comprehensive Income), Statement of Changes in Equity and Statement of Cash Flows for the year then ended, and Notes to the Financial Statements, including a summary of material accounting policies and other explanatory information.

In our opinion and to the best of our information and according to the explanations given to us, the aforesaid Standalone Ind AS Financial Statements give the information required by the Companies Act, 2013, as amended ("the Act") in the manner so required and give a true and fair view in conformity with the accounting Standards prescribed under section 133 of the Act read with the Companies (Indian Accounting Standards) Rules 2015, as amended ("Ind AS") and accounting principles generally accepted in India, of the state of affairs of the Company as at March 31, 2026, its profit/loss, total comprehensive income, changes in equity and cash flows for the year ended on that date.

Basis for Opinion

We conducted our audit in accordance with the Standards on Auditing (SAs) specified under section 143(10) of the Companies Act, 2013. Our responsibilities under those Standards are further described in the Auditor's Responsibilities for the Audit of the Standalone Ind AS Financial Statements section of our report. We are independent of the Company in accordance with the Code of Ethics issued by the Institute of Chartered Accountants of India together with the ethical requirements that are relevant to our audit of the Standalone Ind AS Financial Statements under the provisions of the Companies Act, 2013 and the Rules thereunder, and we have fulfilled our other ethical responsibilities in accordance with these requirements and the Code of Ethics. We believe that the audit evidence we have obtained is sufficient and appropriate to provide a basis for our opinion.

Information Other than the Standalone Financial Statements and Auditor's Report Thereon

The Company's Board of Directors is responsible for the other information. The other information comprises the information included in the Board of Director's Annual Report including Annexures to Board's Report but does not include the Standalone Financial Statements and our auditor's report thereon.

Our opinion on the Standalone Financial Statements does not cover the other information and we do not express any form of assurance conclusion thereon.

In connection with our audit of the Standalone Financial Statements, our responsibility is to read the other information and, in doing so, consider whether the other information is materially inconsistent with the Standalone Financial Statements or our knowledge obtained in the audit or otherwise appears to be materially misstated.



JAIN PRAKASH & ASSOCIATES

CHARTERED ACCOUNTANTS

If, based on the work we have performed, we conclude that there is a material misstatement of this other information, we are required to report that fact. We have nothing to report in this regard.

Responsibilities of Management and Those Charged with Governance for the Standalone Ind AS Financial Statements

The Company's Board of Directors is responsible for the matters stated in section 134(5) of the Act with respect to the preparation of these Standalone Ind AS Financial Statements that give a true and fair view of the financial position, financial performance, including other comprehensive income, changes in equity and cash flows of the Company in accordance with accounting principles generally accepted in India, including Indian Accounting Standards (Ind AS) prescribed under section 133 of the Act read with the Companies (Indian Accounting Standards) Rules, 2015, as amended. This responsibility also includes maintenance of adequate accounting records in accordance with the provisions of the Act for safeguarding of the assets of the Company and for preventing and detecting frauds and other irregularities; selection and application of appropriate implementation and maintenance of accounting policies; making judgments and estimates that are reasonable and prudent; and design, implementation and maintenance of adequate internal financial controls that were operating effectively for ensuring the accuracy and completeness of the accounting records, relevant to the preparation and presentation of the Standalone Ind AS Financial Statement that give a true and fair view and are free from material misstatement, whether due to fraud or error.

In preparing the Ind AS Financial Statements, management is responsible for assessing the Company's ability to continue as a going concern, disclosing, as applicable, matters related to going concern and using the going concern basis of accounting unless management either intends to liquidate the Company or to cease operations, or has no realistic alternative but to do so.

The Board of Directors are also responsible for overseeing the company's financial reporting process.

Auditor's Responsibilities for the Audit of Standalone Ind AS Financial Statement

Our objectives are to obtain reasonable assurance about whether the Standalone Ind AS Financial Statements as a whole are free from material misstatement, whether due to fraud or error, and to issue an auditor's report that includes our opinion. Reasonable assurance is a high level of assurance, but is not a guarantee that an audit conducted in accordance with SAs will always detect a material misstatement when it exists. Misstatements can arise from fraud or error and are considered material if, individually or in the aggregate, they could reasonably be expected to influence the economic decisions of users taken based on these Standalone Ind AS Financial Statements.

As part of an audit in accordance with SAs, we exercise professional judgment and maintain professional skepticism throughout the audit. We also:

- Identify and assess the risks of material misstatement of the Standalone Ind AS Financial Statements, whether due to fraud or error, design and perform audit procedures responsive to those risks, and obtain audit evidence that is sufficient and appropriate to provide a basis for our opinion. The risk of not detecting a material misstatement resulting from fraud is higher than for one resulting from error, as fraud may involve collusion, forgery, intentional omissions, misrepresentations, or the override of internal control.
- Obtain an understanding of internal control relevant to the audit in order to design audit procedures that are appropriate in the circumstances. Under section 143(3)(i) of the Companies Act, 2013, we are also responsible for expressing our opinion on whether the company has internal financial controls with reference to Financial Statements in place and the operating effectiveness of such controls.



JAIN PRAKASH & ASSOCIATES

CHARTERED ACCOUNTANTS

- Evaluate the appropriateness of accounting policies used and the reasonableness of accounting estimates and related disclosures made by management.
- Conclude on the appropriateness of management's use of the going concern basis of accounting and, based on the audit evidence obtained, whether a material uncertainty exists related to events or conditions that may cast significant doubt on the Company's ability to continue as a going concern. If we conclude that a material uncertainty exists, we are required to draw attention in our auditor's report to the related disclosures in the Standalone Ind AS Financial Statements or, if such disclosures are inadequate, to modify our opinion. Our conclusions are based on the audit evidence obtained up to the date of our auditor's report. However, future events or conditions may cause the Company to cease to continue as a going concern.
- Evaluate the overall presentation, structure, and content of the Standalone Ind AS Financial Statements, including the disclosures, and whether the Standalone Ind AS Financial Statements represent the underlying transactions and events in a manner that achieves fair presentation.

Materiality is the magnitude of misstatements in the Standalone Financial Statements that, individually or in aggregate, makes it probable that the economic decisions of a reasonably knowledgeable user of the Financial Statements may be influenced. We consider quantitative materiality and qualitative factors in (i) planning the scope of our audit work and in evaluating the results of our work; and (ii) to evaluate the effect of any identified misstatements in the Financial Statements.

We communicate with those charged with governance regarding, among other matters, the planned scope and timing of the audit and significant audit findings, including any significant deficiencies in internal control that we identify during our audit.

We also provide those charged with governance with a statement that we have complied with relevant ethical requirements regarding independence, and to communicate with them all relationships and other matters that may reasonably be thought to bear on our independence, and where applicable, related safeguards.

Report on Other Legal and Regulatory Requirements

1. As required by the Companies (Auditor's Report) Order, 2020 ("the Order"), issued by the Central Government of India in terms of sub-section (11) of section 143 of the Act, we give in the **Annexure A** a statement on the matters specified in paragraphs 3 and 4 of the Order, to the extent applicable.
2. As required by Section 143(3) of the Act, we report that:
 - a) We have sought and obtained all the information and explanations which to the best of our knowledge and belief were necessary for the purposes of our audit.
 - b) In our opinion, proper books of account as required by law have been kept by the Company so far as it appears from our examination of those books.
 - c) The Balance Sheet, the Statement of Profit and Loss (including other comprehensive income), the Statement of changes in equity and the Cash Flow Statement dealt with by this Report are in agreement with the relevant books of account.
 - d) In our opinion, the aforesaid Standalone Ind AS Financial Statements comply with the Indian Accounting Standards specified under Section 133 of the Act read with Rule 7 of the Companies (Accounts) Rules, 2014.



JAIN PRAKASH & ASSOCIATES

CHARTERED ACCOUNTANTS

- e) Based on the written representations received from the directors as on March 31, 2026 taken on record by the Board of Directors, none of the directors is disqualified as on 31st March, 2026 from being appointed as a director in terms of Section 164 (2) of the Act.
- f) With respect to the adequacy of the Internal Financial Control over financial reporting of the Company with reference to Standalone Ind AS Financial Statements of the Company and the operating effectiveness of such controls, refer to our separate Report in “Annexure B”.
- g) With respect to the other matters to be included in the Auditor’s Report in accordance with the provisions of section 197(16) of the Act, in our opinion and to the best of our information and according to the explanations given to us, the company has not paid any managerial remuneration to its directors during the year and hence reporting under this clause is not applicable.
- h) With respect to the other matters to be included in the Auditor’s Report in accordance with Rule 11 of the Companies (Audit and Auditors) Rules, 2014, in our opinion and to the best of our information and according to the explanations given to us:
- (i) The Company does not have any pending litigations which would impact its financial position.
- (ii) The Company does not have any long-term contracts including derivative contracts for which there were any material foreseeable losses.
- (iii) There were no amounts which were required to be transferred to the Investor Education and Protection Fund by the Company.
- (iv) a) The management has represented that, to the best of its knowledge and belief, no funds have been advanced or loaned or invested (either from borrowed funds or share premium or any other sources or kind of funds) by the company to or in any other person(s) or entity(ies), including foreign entities (“Intermediaries”), with the understanding, whether recorded in writing or otherwise, that the Intermediary shall, whether, directly or indirectly lend or invest in other persons or entities identified in any manner whatsoever by or on behalf of the company (“Ultimate Beneficiaries”) or provide any guarantee, security or the like on behalf of the Ultimate Beneficiaries
- b) The management has represented, that, to the best of its knowledge and belief, other than as disclosed in the notes to the accounts, no funds have been received by the company from any person(s) or entity(ies), including foreign entities (“Funding Parties”), with the understanding, whether recorded in writing or otherwise, that the company shall, whether, directly or indirectly, lend or invest in other persons or entities identified in any manner whatsoever by or on behalf of the Funding Party (“Ultimate Beneficiaries”) or provide any guarantee, security or the like on behalf of the Ultimate Beneficiaries
- c) Based on such audit procedures that were considered reasonable and appropriate in the circumstances, nothing has come to our notice that has caused us to believe that the representations under sub-clause (a) and (b) contain any material mis-statement.
- (v) No dividend has been declared or paid during the year by the company
- (vi) Based on our examination which included test checks, the Company has used SAP accounting software for maintaining its books of account which has a feature of recording audit trail (edit



JAIN PRAKASH & ASSOCIATES
CHARTERED ACCOUNTANTS

log) facility and the same has operated throughout the year for all relevant transactions recorded in the aforesaid software. Further, during the course of our audit we did not come across any instance of audit trail feature being tampered with in respect of the aforesaid accounting software where the audit trail has been enabled. Additionally, the audit trail of previous year has been preserved by the Company as per the statutory requirements for record retention to the extent it was enabled and recorded in the previous year.

For JAIN PRAKASH & ASSOCIATES
CHARTERED ACCOUNTANTS
Firm Registration Number: 003711C



Vineet Pamecha (PARTNER)
Membership Number: 130699
Date : April 17, 2026
Place : Udaipur
UDIN : 26130699GXC�WW2905

JAIN PRAKASH & ASSOCIATES

CHARTERED ACCOUNTANTS

ANNEXURE - A TO THE INDEPENDENT AUDITORS REPORT OF EVEN DATE ON THE STANDALONE IND AS FINANCIAL STATEMENT OF TP SURYA LIMITED FOR THE YEAR ENDED 31ST MARCH, 2026

1. (a) The Company has maintained proper records showing full particulars, including quantitative details and situation of property plant and equipment.

(b) The Company has maintained proper records showing full particulars of intangible assets.

(c) All property, plant and equipment have not been physically verified by the management during the current year but there is a planned programmed of verifying them once in three years which is reasonable having regard to the size of the Company and the nature of its assets. No material discrepancies were noticed on such verification.

(d) The title deeds of immovable properties, in the nature of freehold or leasehold land, are held in the name of the Company

(e) The Company has not revalued its property plant and equipment (including Right of Use Assets) or intangible assets during the year ended March 31, 2026.

(f) There are no proceedings initiated or are pending against the Company for holding any benami property under the prohibition of benami property transaction act, 1988 and rules made thereunder.
2. (a) The Company's business does not involve inventories and, accordingly, the requirements under paragraph 3(ii) (a) of the Order are not applicable to the Company.

(b) The company has not been sanctioned working capital limits in excess of five crore rupees, in aggregate, from banks or financial institutions based on security of current assets. Accordingly, the provisions of clause 3(ii) (b) of the Order is not applicable to the Company.
3. According to the information and explanations given to us and audit procedures performed, the Company has not made any investments, provided any guarantee or security, or granted any loans or advances in the nature of loans, secured or unsecured, to companies, firms, Limited Liability Partnerships or any other parties. Accordingly, the provisions of clause 3(iii) of the Order are not applicable to the Company.
4. In our opinion and according to the information and explanations given to us, there are no loans, investments, guarantees, and securities given in respect of which provisions of section 185 and 186 of the Act are applicable and hence not commented upon.
5. The Company has not accepted any deposits within the meaning of Sections 73 to 76 of the Act and the rules made thereunder. Accordingly, the provisions of clause 3(v) of the Order are not applicable.
6. To the best of our knowledge and as explained, the Central Government has not specified the maintenance of cost records under Section 148(1) of the Companies Act, 2013, for the products of the Company.
7. a) According to the information and explanations given to us and the records of the Company examined by us, in our opinion, the Company is regular in depositing the undisputed statutory dues, including provident fund, employees' state insurance, income tax, goods and service Tax, cess and other material statutory dues, as applicable, with the appropriate authorities. There are no



JAIN PRAKASH & ASSOCIATES

CHARTERED ACCOUNTANTS

- undisputed statutory dues in arrears as at 31st March 2026 for a period of more than six months from the date they became payable.
- b) According to the records of the Company, there are no statutory dues which have not been deposited on account of any dispute.
8. According to the information and explanations given to us and the records of the Company examined by us, there are no transactions recorded in the books of account which have been surrendered or disclosed as income during the year in the tax assessments under the Income Tax Act, 1961 (43 of 1961).
9. The Company did not have any outstanding loans or borrowing dues in respect of a financial institution or bank or to government or dues to debenture holders during the period. Accordingly, the provisions of clause 3(ix) of the Order are not applicable.
10. According to the information and explanations given by the management and audit procedures performed, the Company has not raised any money way of initial public offer /further public offer/ debt instruments/ preferential allotment or private placement of shares or convertible debentures hence, reporting under clause (x) is not applicable to the Company and hence not commented upon.
11. (a) No fraud by the company or any fraud on the company has been noticed or reported during the year
- (b) No report under sub-section (12) of section 143 of the Companies Act has been filed by the auditors in Form ADT-4 as prescribed under rule 13 of Companies (Audit and Auditors) Rules, 2014 with the Central Government
- (c) As represented by the management, there are no whistleblower complaints received by the Company during the year
12. In our opinion, the Company is not a Nidhi Company as per the provisions of the Act. Therefore, the provisions of clause 3(xii) of the Order are not applicable to the company and hence not commented upon.
13. According to the information and explanations given by the management, transactions with the related parties are in compliance with section 188 of the Act where applicable and the details have been disclosed in the notes to the Financial Statements, as required by the applicable accounting standards. The provision of Section 177 of the Act is not applicable to the Company and accordingly report under clause 3(xiii) in so far it relates to Section 177 of the Act is not applicable to the company and hence not commented upon.
14. According to the information and explanations given by the management, the Company is not required to have internal audit system and conduct Internal Audit. Accordingly, clause 3 (xiv) is not applicable to the Company.
15. According to the information and explanations given by the management and audit procedures performed by us, the Company has not entered any non-cash transactions with directors or persons connected with him as referred to in section 192 of the Act.



JAIN PRAKASH & ASSOCIATES

CHARTERED ACCOUNTANTS

16. (a) The Company is not required to be registered under section 45-IA of Reserve Bank of India Act 1934. Accordingly reporting under clause 3 (xvi) (a), (b), (c) of the Order is not applicable
- (b) According to the information and explanation given to us by the management, the Group has five CICs which are registered with the Reserve Bank of India and one CIC which is not required to be registered with the Reserve Bank of India.
17. The Company has not incurred any cash loss during the financial year and in the immediately preceding financial year.
18. There is no resignation of the statutory auditors during the year. Accordingly, the provisions of clause 3(xviii) of the Order are not applicable to the company
19. According to the information and explanations given to us and on the basis of the financial ratios, ageing and expected dates of realization of financial assets and payment of financial liabilities, other information accompanying the Financial Statements, our knowledge of the Board of Directors and management plans and based on our examination of the evidence supporting the assumptions, nothing has come to our attention, which causes us to believe that any material uncertainty exists as on the date of the audit report that company is not capable of meeting its liabilities existing at the date of balance sheet as and when they fall due within a period of one year from the balance sheet date
- We, further state that this is not an assurance as to the future viability of the company and our reporting is based on the facts up to the date of the audit report and we neither give any guarantee nor any assurance that all liabilities falling due within a period of one year from the balance sheet date, will get discharged by the company as and when they fall due.
20. According to the information and explanations given to us and audit procedures performed by us, provisions of section 135 of the Companies Act is not applicable to the company Accordingly, the provisions of clause 3(xx) of the Order are not applicable to the company.

FOR JAIN PRAKASH & ASSOCIATES
CHARTERED ACCOUNTANTS
Firm Registration Number: 003711C



Vineet Pamecha (PARTNER)
Membership Number: 130699
Date : April 17, 2026
Place : Udaipur
UDIN : 26130699GXCNWW2905



JAIN PRAKASH & ASSOCIATES

CHARTERED ACCOUNTANTS

ANNEXURE - B TO THE INDEPENDENT AUDITORS REPORT OF EVEN DATE ON THE STANDALONE IND AS FINANCIAL STATEMENT OF TP SURYA LIMITED

Report on the Internal Financial Controls under Clause (i) of Sub-section 3 of Section 143 of the Companies Act, 2013 ("the Act")

We have audited the internal financial controls over financial reporting of TP SURYA LIMITED as of March 31, 2026 in conjunction with our audit of the Standalone Ind AS Financial Statements of the Company for the year ended on that date.

Management's Responsibility for Internal Financial Controls

The Company's management is responsible for establishing and maintaining internal financial controls based on the internal control over financial reporting criteria established by the Company considering the essential components of internal control stated in the Guidance Note on Audit of Internal Financial Controls over Financial Reporting (the "Guidance Note") issued by the Institute of Chartered Accountants of India. These responsibilities include the design, implementation and maintenance of adequate internal financial controls that were operating effectively for ensuring the orderly and efficient conduct of its business, including adherence to company's policies, the safeguarding of its assets, the prevention and detection of frauds and errors, the accuracy and completeness of the accounting records, and the timely preparation of reliable financial information, as required under the Act.

Auditors' Responsibility

Our responsibility is to express an opinion on the Company's internal financial controls over financial reporting based on our audit. We conducted our audit in accordance with the Guidance Note and the Standards on Auditing, issued by ICAI and deemed to be prescribed under section 143(10) of the Companies Act, 2013, to the extent applicable to an audit of internal financial controls, both applicable to an audit of Internal Financial Controls and, both issued by the Institute of Chartered Accountants of India. Those Standards and the Guidance Note require that we comply with ethical requirements and plan and perform the audit to obtain reasonable assurance about whether adequate internal financial controls over financial reporting was established and maintained and if such controls operated effectively in all material respects.

Our audit involves performing procedures to obtain audit evidence about the adequacy of the internal financial controls system over financial reporting and their operating effectiveness. Our audit of internal financial controls over financial reporting included obtaining an understanding of internal financial controls over financial reporting, assessing the risk that a material weakness exists, and testing and evaluating the design and operating effectiveness of internal control based on the assessed risk. The procedures selected depend on the auditor's judgement, including the assessment of the risks of material misstatement of the Financial Statements, whether due to fraud or error.

We believe that the audit evidence we have obtained is sufficient and appropriate to provide a basis for our audit opinion on the Company's internal financial controls system over financial reporting.

Meaning of Internal Financial Controls Over Financial Reporting

A company's internal financial control over financial reporting is a process designed to provide reasonable assurance regarding the reliability of financial reporting and the preparation of Ind AS Financial Statements for external purposes in accordance with generally accepted accounting principles.



JAIN PRAKASH & ASSOCIATES

CHARTERED ACCOUNTANTS

A company's internal financial control over financial reporting includes those policies and procedures that :

- 1) pertain to the maintenance of records that, in reasonable detail, accurately and fairly reflect the transactions and dispositions of the assets of the company;
- 2) provide reasonable assurance that transactions are recorded as necessary to permit preparation of Financial Statements in accordance with generally accepted accounting principles, and that receipts and expenditures of the company are being made only in accordance with authorizations of management and directors of the company; and
- 3) provide reasonable assurance regarding prevention or timely detection of unauthorized acquisition, use, or disposition of the company's assets that could have a material effect on the Ind AS Financial Statements.


Inherent Limitations of Internal Financial Controls Over Financial Reporting

Because of the inherent limitations of internal financial controls over financial reporting, including the possibility of collusion or improper management override of controls, material misstatements due to error or fraud may occur and not be detected. Also, projections of any evaluation of the internal financial controls over financial reporting to future periods are subject to the risk that the internal financial control over financial reporting may become inadequate because of changes in conditions, or that the degree of compliance with the policies or procedures may deteriorate.

Opinion

In our opinion, the Company has, in all material respects, an adequate internal financial controls system over financial reporting and such internal financial controls over financial reporting were operating effectively as at March 31, 2026, based on the internal control over financial reporting criteria established by the Company considering the essential components of internal control stated in the Guidance Note issued by the Institute of Chartered Accountants of India.

FOR JAIN PRAKASH & ASSOCIATES
CHARTERED ACCOUNTANTS
Firm Registration Number: 003711C



Vineet Pamecha (PARTNER)
Membership Number: 130699
Date : April 17, 2026
Place : Udaipur
UDIN : 26130699GXCNWW2905

TP Surya Limited
Balance Sheet as at 31st March, 2026

	Notes	As at	As at
		31st March, 2026	31st March, 2025
		₹ Lakhs	₹ Lakhs
ASSETS			
Non-current Assets			
(a) Property, Plant and Equipment	5	7,366.21	7,580.08
(b) Right of Use Assets	6	567.43	650.11
(c) Other Intangible Assets	7	815.17	849.93
(d) Financial Assets			
(i) Other Financial Assets (Net)	8	17.01	25.77
(e) Deferred Tax Asset	10	-	7.06
(f) Non-current Tax Assets (Net)	9	0.78	0.27
Total Non-current Assets		8,766.60	9,113.22
Current Assets			
(a) Financial Assets			
(i) Unbilled Revenue		73.05	74.99
(ii) Cash and Cash Equivalents	11	97.42	13.74
Total Current Assets		170.47	88.74
TOTAL ASSETS		8,937.07	9,201.96
EQUITY AND LIABILITIES			
Equity			
(a) Equity Share Capital	12	2,200.62	2,200.62
(b) Other Equity	13	(1.32)	(46.33)
Total Equity		2,199.30	2,154.29
LIABILITIES			
Non-current Liabilities			
(a) Financial Liabilities			
(i) Borrowings	14	6,178.24	5,822.00
(ii) Lease Liabilities	15	353.83	412.76
(b) Deferred Tax Liabilities (Net)	10	8.30	-
Total Non-current Liabilities		6,540.37	6,234.76
Current Liabilities			
(a) Financial Liabilities			
(i) Trade Payables	16		
(a) Total outstanding dues of micro enterprises and small enterprises		0.39	0.30
(b) Total outstanding dues of creditors other than micro enterprises and small enterprises		22.35	44.90
(ii) Other Financial Liabilities	17	166.31	648.34
(b) Other Current Liabilities	18	8.35	119.37
Total Current Liabilities		197.40	812.91
TOTAL EQUITY AND LIABILITIES		8,937.07	9,201.96

The accompanying notes form an integral part of the Financial Statements

As per our report of even date

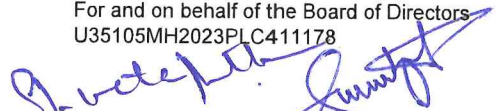
For Jain Prakash & Associates
Chartered Accountants
ICAI Firm Registration No. - 003711C


Vineet Pamecha
Partner
Membership No. - 130699




Place : Udaipur
Date : 17th April, 2026

For and on behalf of the Board of Directors
U35105MH2023PLC411178


Shweta Mathur
Director
DIN - 10131911


Sumit Goel
Director
DIN - 10274563


Anup Kanade
Chief Executive Officer


Pankaj Choudhary
Chief Financial Officer


Anvi Sarda
Company Secretary

Place : Mumbai
Date : 17th April, 2026



TP Surya Limited
Statement of Profit and Loss for the year ended 31st March, 2026

	Notes	For the year ended 31st March, 2026 ₹ Lakhs	For the year ended 31st March, 2025 ₹ Lakhs
I Revenue from Operations	19	983.59	448.66
II Other Income	20	3.47	-
III Total Income (I+II)		987.06	448.66
IV Expenses			
Finance Costs	21	457.14	200.23
Depreciation and Amortisation Expenses	7A.	335.16	182.36
Other Expenses	22	134.39	95.16
Total Expenses		926.69	477.75
V Profit / (Loss) Before Tax for the Year (III-IV)		60.37	(29.09)
VI Tax Expense			
Deferred Tax in respect of current year	10	15.21	(7.06)
Deferred Tax in respect of previous years		0.15	-
		15.36	(7.06)
VII Profit/ (Loss) for the Year (V-VI)		45.01	(22.03)
VIII Other Comprehensive Income / (Loss) for the Year			
(i) Items that will not be reclassified to Profit and Loss		-	-
(ii) Income tax relating to items that will be reclassified to Profit and Loss		-	-
Total Other Comprehensive Income / (Loss)		-	-
IX Total Comprehensive Income / (Loss) for the Year (VII+VIII)		45.01	(22.03)
X Earnings Per Equity Share (Face Value ₹ 10/- Per Share)			
(i) Basic (₹)	24	0.30	(0.15)
(ii) Diluted (₹)		0.30	(0.15)

The accompanying notes form an integral part of the Financial Statements

As per our report of even date


For Jain Prakash & Associates
Chartered Accountants
ICAI Firm Registration No. - 003711C


Vineet Pamecha
Partner
Membership No. - 130699



Place : Udaipur
Date : 17th April, 2026

For and on behalf of the Board of Directors
U35105MH2023PLC411178


Shweta Mathur
Director
DIN - 10131911


Anup Kanade
Chief Executive Officer


Anvi Sarda
Company Secretary


Sumit Goel
Director
DIN - 10274563


Pankaj Choudhary
Chief Financial Officer

Place : Mumbai
Date : 17th April, 2026



TP Surya Limited
Statement of Cash Flows for the year ended 31st March, 2026

	₹ Lakhs	₹ Lakhs
	For the year ended 31st March, 2026	For the year ended 31st March, 2025
A. Cash Flow from Operating Activities		
Profit / (Loss) before Tax	60.37	(29.09)
<u>Adjustments to reconcile Profit /(Loss) before tax to Net Operating Cash Flows:</u>		
Finance Cost (Net of Capitalisation)	457.14	200.23
Depreciation and Amortisation Expenses (Net of Capitalisation)	335.16	182.36
Interest Income	(0.02)	-
	<u>852.65</u>	<u>353.50</u>
<u>Adjustments for (Increase)/ Decrease in Operating Assets:</u>		
Unbilled Revenue	1.94	(74.99)
Other Financial Assets - Current	8.76	(25.77)
	<u>10.70</u>	<u>(100.76)</u>
<u>Adjustments for Increase/ (Decrease) in Operating Liabilities:</u>		
Trade Payables	(22.46)	44.23
Other Current Liabilities	(111.02)	112.07
Cash Flow from/ (Used in) Operations	<u>729.87</u>	<u>409.04</u>
Income-tax Paid (Net of refund received)	(0.49)	(0.27)
Net Cash Flow from/ (Used in) Operating Activities	A <u><u>729.38</u></u>	A <u><u>408.77</u></u>
B. Cash Flow from Investing Activities		
Capital expenditure on Property, Plant and Equipment and Other Intangible assets (including capital advances)	(544.04)	(1,861.29)
Net Cash Flow from / (used in) Investing Activities	B <u><u>(544.04)</u></u>	B <u><u>(1,861.29)</u></u>
C. Cash Flow from Financing Activities		
Proceeds from Issue of Equity Shares	-	2,195.62
Inter Corporate Deposit taken	1,059.24	2,213.00
Inter Corporate Deposit repaid	(703.00)	(2,510.00)
Finance Cost Paid	(431.26)	(438.15)
Payment of Lease Liability	(26.64)	-
Net Cash Flow from/(used in) Financing Activities	C <u><u>(101.66)</u></u>	C <u><u>1,460.47</u></u>
Net (Decrease)/Increase in Cash and Cash Equivalents	(A+B+C) <u><u>83.68</u></u>	(A+B+C) <u><u>7.95</u></u>
Cash and Cash Equivalents as at 1st April (Opening Balance)	13.74	5.79
Cash and Cash Equivalents as at 31st March (Closing Balance)	97.42	13.74

Notes

(i) The above cash flow has been prepared under the "Indirect Method" as set out in Indian Accounting Standard (Ind AS) 7 - Statement of Cash Flows.

Refer Note 11 for movement in financing activities.

(ii) Cash and Cash Equivalents include:

(a) Balances with Banks:

In Current Accounts

97.42

13.74

In Deposits Accounts (with original maturity of three months or less)

-

-

Total of Cash and Cash Equivalents

97.42

13.74

The accompanying notes form an integral part of the Financial Statements

As per our report of even date

For and on behalf of the Board of Directors
U35105MH2023PLC411178

For Jain Prakash & Associates
Chartered Accountants
ICAI Firm Registration No. - 003711C

Shweta Mathur
Director
DIN - 10131911

Sumit Goel
Director
DIN - 10274563

Vineet Pamecha
Partner
Membership No. - 130699



Anup Kanade
Chief Executive Officer

Pankaj Choudhary
Chief Financial Officer

Anvi Sarda
Company Secretary

Place : Udaipur
Date : 17th April, 2026

Place : Mumbai
Date : 17th April, 2026



TP Surya Limited
Statement of Changes in Equity for the year ended 31st March, 2026

A. Equity Share Capital

	No. of Shares	₹ lakhs
Opening Balance as at 1st April, 2024	50,000	5.00
Issue of equity share during the year	2,19,56,178	2,195.62
Balance as at 31st March, 2025	2,20,06,178	2,200.62
Opening Balance as at 1st April, 2025	2,20,06,178	2,200.62
Issue of equity share during the year	-	-
Balance as at 31st March, 2026	2,20,06,178	2,200.62

B. Other equity

Particulars	₹ lakhs	
	Retained Earnings	Total
Opening Balance as at 1st April, 2024	(24.30)	(24.30)
Profit / (Loss) for the year	(22.03)	(22.03)
Other comprehensive Income / (Loss) for the year	-	-
Total comprehensive Income/(Loss) for the year	(22.03)	(22.03)
Balance as at 31st March, 2025	(46.33)	(46.33)
Opening Balance as at 1st April, 2025	(46.33)	(46.33)
Profit / (Loss) for the year	45.01	45.01
Other comprehensive Income / (Loss) for the year	-	-
Total comprehensive Income/(Loss) for the year	45.01	45.01
Balance as at 31st March, 2026	(1.32)	(1.32)

The accompanying notes form an integral part of the Financial Statements

As per our report of even date

For Jain Prakash & Associates
Chartered Accountants
ICAI Firm Registration No. - 003711C

Vineet Pamecha

Vineet Pamecha
Partner
Membership No. - 130699



Place : Udaipur
Date : 17th April, 2026

For and on behalf of the Board of Directors
U35105MH2023PLC411178

Shweta Mathur
Shweta Mathur
Director
DIN - 10131911

Sumit Goel
Sumit Goel
Director
DIN - 10274563

Anup Kanade

Anup Kanade
Chief Executive Officer

Pankaj Choudhary

Pankaj Choudhary
Chief Financial Officer

Anvi Sarda

Anvi Sarda
Company Secretary

Place : Mumbai
Date : 17th April, 2026



1. Corporate information:

TP Surya Limited (U35105MH2023PLC411178) is incorporated on 26th September, 2023 under the Companies Act, The principal business of the Company is to engage in the business of power generation, including captive power generation and sale of electrical energy.

Its registered office is at C/O The Tata Power Co. Ltd Corp. Center 34, Sant Tukaram Road, Carnac Bunder, Mumbai-400009.

Total contracted capacity of 14 MW has been fully commissioned as on 31st March, 2026. Force Motors Limited and Jaya Hind Industries Private Limited are the captive consumer.

2. Material Accounting Policies

2.1 Statement of Compliance

The Financial Statements have been prepared in accordance with Indian Accounting Standards ('Ind AS') as notified under the Companies (Indian Accounting Standards) Rules, 2015 read with section 133 and presentation requirements of Division II of Schedule III to the Companies Act, 2013 (as amended from time to time) .

The accounting policies adopted are consistent with those of the previous financial year.

2.2 Basis of Preparation and Presentation

The Financial Statements have been prepared on a historical cost basis, except for the following assets and liabilities which have been measured at fair value or revalued amount:

- certain financial assets and liabilities measured at fair Value (refer accounting policy regarding financial instruments)

The Company has prepared the Financial Statements on the basis that it will continue to operate as a going concern. The financial statements provide comparative information in respect of previous year.

The Financial Statements are presented in Indian Rupees (₹) and all amounts are in lakhs unless otherwise stated.

3. Other Material Accounting Policies

3.1 Foreign Currencies

The functional currency of the Company is Indian Rupee (₹).

Income and expenses in foreign currencies are recorded at exchange rates prevailing on the date of the transaction. Foreign currency denominated monetary assets and liabilities are translated at the exchange rate prevailing on the balance sheet date and exchange gains and losses arising on settlement and restatement are recognised in the Statement of Profit and Loss.

Non-monetary assets and liabilities that are measured in terms of historical cost in foreign currencies are not retranslated.

Exchange differences on monetary items are recognised in the Statement of Profit and Loss in the period in which they arise except for exchange differences on foreign currency borrowings relating to assets under construction for future productive use, which are included in the cost of those assets when they are regarded as an adjustment to interest costs on those foreign currency borrowings.

3.2 Current versus Non-Current Classification

The Company presents assets and liabilities in the balance sheet based on current / non-current classification. An asset is treated as current when it is:

- expected to be realised or intended to be sold or consumed in normal operating cycle,
- held primarily for the purpose of trading,
- expected to be realised within twelve months after the reporting period, or
- cash or cash equivalent unless restricted from being exchanged or used to settle a liability for at least twelve months after the reporting period.

All other assets are classified as non-current.

A liability is current when:

- it is expected to be settled in normal operating cycle,
- it is held primarily for the purpose of trading,
- it is due to be settled within twelve months after the reporting period, or
- there is no right at the end of the reporting period to defer the settlement of the liability for at least twelve months after the reporting period.

The Company classifies all other liabilities as non-current.

Deferred tax assets and liabilities are classified as non-current assets and liabilities.

The operating cycle is the time between the acquisition of assets for processing and their realisation in cash and cash equivalents. The Company has identified twelve months as its operating cycle.



3.3 Financial Instruments

A financial instrument is any contract that gives rise to a financial asset of one entity and a financial liability or equity instrument of another entity.

Financial assets and financial liabilities are recognised when the Company becomes a party to the contractual provisions of the instruments.

Initial Measurement

Financial assets and financial liabilities are initially measured at fair value. Transaction costs that are directly attributable to the acquisition or issue of financial assets and financial liabilities (other than financial assets and financial liabilities at fair value through profit and loss) are added to or deducted from the fair value of the financial assets or financial liabilities, as appropriate, on initial recognition. Transaction costs directly attributable to the acquisition of financial assets or financial liabilities measured at fair value through profit or loss are recognised immediately in Statement of Profit and Loss. Trade receivables and Trade payables that do not contain a significant financing component are measured at transaction price.

Effective interest method

The effective interest method is a method of calculating the amortised cost of a financial instrument and of allocating interest income or expense over the relevant period. The effective interest rate is the rate that exactly discounts future cash receipts or payments through the expected life of the financial instrument, or where appropriate, a shorter period.

3.4 Financial Assets

3.4.1 Financial Assets at Amortised Cost

Financial assets are measured at amortised cost using the effective interest rate method if these financial assets are held within a business whose objective is to hold these assets in order to collect contractual cash flows and the contractual terms of the financial asset give rise on specified dates to cash flows that are solely payments of principal and interest on the principal amount outstanding.

3.4.2 Financial Assets at Fair Value Through Other Comprehensive Income ("FVTOCI")

A financial asset is measured at fair value through other comprehensive income if it is held within a business model whose objective is achieved by both collecting contractual cash flows and selling financial assets and the contractual terms of the financial asset give rise on specified dates to cash flows that are solely payments of principal and interest on the principal amount outstanding.

The Company in respect of certain equity investments which are not held for trading has made an irrevocable election to present in other comprehensive income subsequent changes in the fair value of such equity instruments. Such an election is made by the Company on an instrument by instrument basis at the time of initial recognition of such equity investments. These investments are held for medium or long-term strategic purpose. The Company has chosen to designate these investments in equity instruments as fair value through other comprehensive income as the management believes this provides a more meaningful presentation for medium or long-term strategic investments, than reflecting changes in fair value immediately in the Statement of Profit and Loss.

Financial assets not measured at amortised cost or at fair value through other comprehensive income are carried at fair value through profit and loss.

3.4.3 Financial Assets at Fair Value Through Profit or Loss ("FVTPL")

Investments in equity instruments are classified as at FVTPL, unless the Company irrevocably elects on initial recognition to present subsequent changes in fair value in other comprehensive income for investments in equity instruments which are not held for trading. Other financial assets are measured at fair value through profit or loss unless it is measured at amortised cost or at fair value through other comprehensive income.

3.4.4 Derecognition

A financial asset (or, where applicable, a part of a financial asset or part of a Company of similar financial assets) is primarily derecognised (i.e. removed from the Company's balance sheet) when:

- the right to receive cash flows from the asset have expired, or
- the Company has transferred its right to receive cash flows from the asset or has assumed an obligation to pay the received cash flows in full without material delay to a third party under a 'pass-through' arrangement; and either (a) the Company has transferred substantially all the risks and rewards of the asset, or (b) the Company has neither transferred nor retained substantially all the risks and rewards of the asset, but has transferred control of the asset.

When the Company has transferred its right to receive cash flows from an asset or has entered into a pass-through arrangement, it evaluates if and to what extent it has retained the risks and rewards of ownership. When it has neither transferred nor retained substantially all of the risks and rewards of the asset, nor transferred control of the asset, the Company continues to recognise the transferred asset to the extent of the Company's continuing involvement. In that case, the Company also recognises an associated liability. The transferred asset and the associated liability are measured on a basis that reflects the rights and obligations that the Company has retained.

3.4.5 Impairment of Financial Assets

The Company assesses at each date of balance sheet whether a financial asset or a Company of financial assets is impaired. Ind AS 109 requires expected credit losses to be measured through a loss allowance. The Company recognises lifetime expected losses for all contract assets and / or all trade receivables that do not constitute a financing transaction. For all other financial assets, expected credit losses are measured at an amount equal to the 12 month expected credit losses or at an amount equal to the life time expected credit losses if the credit risk on the financial asset has increased significantly since initial recognition.



3.5 Financial Liabilities and Equity Instruments

3.5.1 Classification as debt or equity

Financial liabilities and equity instruments issued by the Company are classified in accordance with the substance of the contractual arrangements entered into and the definitions of a financial liability and an equity instrument.

3.5.2 Equity Instruments

An equity instrument is any contract that evidences a residual interest in the assets of an entity after deducting all of its liabilities. Equity instruments issued by the Company are recognised at the proceeds received, net of direct issue costs.

3.5.3 Financial Liabilities

All financial liabilities are recognised initially at fair value and in case of financial liabilities at amortised cost, net of directly attributable transaction costs.

Financial liabilities are classified as measured at amortised cost or FVTPL. A financial liability is classified as at FVTPL if it is classified as held-for-trading, it is a derivative or it is designated as such on initial recognition. Financial liabilities at FVTPL are measured at fair value and net gains and losses, including any interest expense, are recognised in Statement of Profit and Loss. Other financial liabilities are subsequently measured at amortised cost using the effective interest method. Interest expense and foreign exchange gains and losses are recognised in Statement of Profit and Loss.

3.5.4 Derecognition

A financial liability is derecognised when the obligation under the liability is discharged or cancelled or expires. When an existing financial liability is replaced by another from the same lender on substantially different terms, or the terms of an existing liability are substantially modified, such an exchange or modification is treated as the derecognition of the original liability and the recognition of a new liability. The difference in the respective carrying amounts is recognised in the Statement of Profit and Loss.

3.5.5 Financial guarantee contracts

Financial guarantee contracts issued by the Company are those contracts that require a payment to be made to reimburse the holder for a loss it incurs because the specified debtor fails to make a payment when due in accordance with the terms of a debt instrument. Financial guarantee contracts are recognised initially as a liability at fair value, adjusted for transaction costs that are directly attributable to the issuance of the guarantee. Subsequently, the liability is measured at the higher of the amount of loss allowance determined as per impairment requirements of Ind AS 109 and the amount recognised less, when appropriate, the cumulative amount of income recognised in accordance with the principles of Ind AS 115.

3.6 Reclassification of Financial Assets and Liabilities

The Company determines classification of financial assets and liabilities on initial recognition. After initial recognition, no reclassification is made for financial assets which are equity instruments and financial liabilities. For financial assets which are debt instruments, a reclassification is made only if there is a change in the business model for managing those assets. Changes to the business model are expected to be infrequent. The Company's senior management determines change in the business model as a result of external or internal changes which are significant to the Company's operations. Such changes are evident to external parties. A change in the business model occurs when the Company either begins or ceases to perform an activity that is significant to its operations. If the Company reclassifies financial assets, it applies the reclassification prospectively from the reclassification date which is the first day of the immediately next reporting period following the change in business model. The Company does not restate any previously recognised gains, losses (including impairment gains or losses) or interest.

3.7 Offsetting of Financial Instruments

Financial assets and financial liabilities are offset and the net amount is reported in the balance sheet if there is a currently enforceable legal right to offset the recognised amounts and there is an intention to settle on a net basis, to realise the assets and settle the liabilities simultaneously.

3.8 Onerous contracts

Present obligations arising under onerous contracts are recognised and measured as provisions. An onerous contract is considered to exist where the Company has a contract under which the unavoidable costs of meeting the obligations under the contract exceed the economic benefits expected to be received from the contract.

The unavoidable costs under the a contract reflect the least net cost of exitings from the contract, which is the lower of the cost of fulfillings it and any compensation or penalties arising from failure to fulfill it. The cost of fulfilling a contract comprises the costs that relate directly to the contract (i.e. both incremental costs and allocation of costs directly related to contract activities).

3.9 Events after the reporting period

If the Company receives information after the reporting period but before the date the financial statements are approved for issue, and that information relates to conditions that already existed at the end of the reporting period, the Company will assess whether this information affects the amounts recognized in its separate financial statements. The Company will adjust the amounts recognized in its financial statements to reflect any adjusting events after the reporting period and the update disclosures that relate to those conditions in light of the new information. For non-adjusting events after the reporting period, the Company will not change the amounts recognized in its separate financial statements but will disclosure the nature of the non-adjusting event and an estimate of its financial effect, or a statement that such an estimate cannot be made, if applicable.



3.10 Contingent Liabilities

In the normal course of business, contingent liabilities arise from litigations and claims. A contingent liability is a possible obligation that arises from past events, the existence of which will be confirmed by the occurrence or non-occurrence of one or more uncertain future events beyond the control of the Company, or a present obligation that is not recognised because it is not probable that an outflow of resources will be required to settle the obligation.

A contingent liability may also arise in extremely rare cases where there is a liability that cannot be recognised because it cannot be measured reliably. The Company does not recognise a contingent liability but discloses its existence in the Financial Statements.

4. Critical accounting estimates and judgements

In the application of the Company's accounting policies, management of the Company is required to make judgements, estimates and assumptions about the carrying amounts of assets and liabilities that are not readily apparent from other sources. The estimates and associated assumptions are based on historical experience and other factors that are considered to be relevant. Actual results may differ from these estimates.

The estimates and underlying assumptions are reviewed on an ongoing basis. Revisions to accounting estimates are recognised in the period in which the estimate is revised if the revision affects only that period, or in the period of the revision and future periods if the revision affects both current and future periods. Detailed information about each of these estimates and judgements is included in relevant notes together with information about the basis of calculation for each affected line item in the financial statements.

The areas involving critical estimates or judgements are:

- Estimates of impairment of Property, Plant & Equipment (Refer note no.5)
- Estimation of current tax and deferred tax expenses (Refer note no.10)
- Estimates related to accrual of revenue recognition (Refer note 19)
- Estimates and judgements related to the assessment of liquidity risk (Refer note no.28.4.3)
- Estimation related to lease (Refer note no. 15)

Estimates and judgements are continually evaluated. They are based on historical experience and other factors, including expectations of future events that may have a financial impact on the Company and that are believed to be reasonable under the circumstances.



5. Property, Plant and Equipment

Accounting Policy

Property, plant and equipment is stated at cost less accumulated depreciation and accumulated impairment losses, if any. Cost includes purchase price (net of trade discount and rebates) and any directly attributable cost of bringing the asset to its working condition for its intended use and for qualifying assets, borrowing costs capitalised in accordance with Ind AS 23. Capital work in progress is stated at cost, net of accumulated impairment loss, if any. Cost includes the cost of replacing part of the plant and equipment and borrowing costs for long-term construction projects if the recognition criteria are met. When significant parts of plant and equipment are required to be replaced at intervals, the Company depreciates them separately based on their specific useful lives. Likewise, when a major inspection is performed, its cost is recognised in the carrying amount of the plant and equipment as a replacement if the recognition criteria are satisfied. All other repair and maintenance costs are recognised in statement of profit and loss as incurred.

Subsequent costs are included in the asset's carrying amount or recognised as a separate asset, as appropriate, only when it is probable that future economic benefits associated with the item will flow to the entity and the cost can be measured reliably.

Depreciation

Depreciation commences when an asset is ready for its intended use. Freehold land and assets held for sale are not depreciated. Depreciation is recognised on the cost of assets (other than freehold land and properties under construction) less their residual values over their estimated useful lives, using the straight-line method.

The estimated useful lives, residual values and depreciation method are reviewed at the end of each reporting period, with the effect of any changes in estimate accounted for on a prospective basis. The Company, based on technical assessment made by technical expert and management estimate, depreciates certain items of building, plant and equipment over estimated useful lives which are different from the useful life prescribed in Schedule II to the Companies Act, 2013. The management believes that these estimated useful lives are realistic and reflect fair approximation of the period over which the assets are likely to be used.

Estimated useful lives of the assets are as follows:

Type of asset	Useful lives
Railway Sidings, Crossings, Bridges	25 years
Plant and Equipment	25 years
Transmission Lines and Cable Network	25 years

Residual value of the assets has been estimated at 0% - 10% of the original cost of the asset.

Derecognition

An item of property, plant and equipment is derecognised upon disposal or when no future economic benefits are expected to arise from the continued use of the asset. Any gain or loss arising on the disposal or retirement of an item of property, plant and equipment is determined as the difference between the sales proceeds and the carrying amount of the asset and is recognised in statement of profit and loss.

Impairment of Property, Plant and Equipment, Right of Use Assets ('ROU') and Other Intangible assets

Impairment of tangible assets

The Company assesses, at each reporting date, whether there is an indication that an asset may be impaired. If any indication exists, or when annual impairment testing for an asset is required, the Company estimates the asset's recoverable amount. An asset's recoverable amount is the higher of an asset's fair value less costs of disposal and its value in use. Recoverable amount is determined for an individual asset, unless the asset does not generate cash inflows that are largely independent of those from other assets or group of assets.

When the carrying amount of an asset exceeds its recoverable amount, the asset is considered impaired and is written down to its recoverable amount.

In assessing value in use, the estimated future cash flows are discounted to their present value using a pre-tax discount rate that reflects current market assessments of the time value of money and the risks specific to the asset.

The Company bases its impairment calculation on detailed budgets and forecast calculations, which are prepared separately for each of the individual assets. These budgets and forecast calculations generally cover a period of five years. For longer periods, project future cash flows are calculated after considering expected PLF (plant load factor) and cost inflation.

Impairment losses of Property, Plant and Equipment, Right of Use Assets ('ROU') and Other Intangible assets are recognised in the Statement of Profit and Loss.



5. Property, Plant and Equipment (contd.)

a. Owned Assets

₹ Lakhs

Description	Railway Sidings, Crossings, Bridges	Plant and Equipment	Transmission Lines and Cable Network	Total
Cost				
Balance as at 1st April, 2025	-	7,467.72	264.12	7,731.84
Additions	2.82	68.43	1.71	72.96
Other Adjustments	-	(8.29)	-	(8.29)
Balance as at 31st March, 2026	2.82	7,527.86	265.83	7,796.51
Accumulated depreciation and impairment				
Balance as at 1st April, 2025	-	146.57	5.18	151.76
Depreciation Expense	0.07	268.96	9.51	278.54
Balance as at 31st March, 2026	0.07	415.53	14.69	430.30
Net carrying amount				
As at 31st March, 2026	2.75	7,112.33	251.13	7,366.21
As at 31st March, 2025	-	7,321.15	258.93	7,580.08

₹ Lakhs

Description	Railway Sidings, Crossings, Bridges	Plant and Equipment	Transmission Lines and Cable Network	Total
Cost				
Balance as at 1st April, 2024	-	-	-	-
Additions	-	7,467.72	264.12	7,731.84
Disposals of assets	-	-	-	-
Balance as at 31st March, 2025	-	7,467.72	264.12	7,731.84
Accumulated depreciation and impairment				
Balance as at 1st April, 2024	-	-	-	-
Depreciation Expense	-	146.57	5.18	151.76
Balance as at 31st March, 2025	-	146.57	5.18	151.76
Net carrying amount				
As at 31st March, 2025	-	7,321.15	258.93	7,580.08
As at 31st March, 2024	-	-	-	-

Notes :

- (i) Amount of borrowing cost capitalised is NIL for the year ended 31st March, 2026 (as on 31st March, 2025 - ₹ 271.62 lakhs)



6. Right of Use Assets

Accounting Policy

The Company recognises right-of-use assets at the commencement date of the lease. Right-of-use assets are measured at cost, less any accumulated depreciation and impairment losses, and adjusted for any remeasurement of lease liabilities. The cost of right-of-use assets includes the amount of lease liabilities recognised, initial direct costs incurred, lease payments made at or before the commencement date less any applicable taxes, lease incentives received and estimate of costs to dismantle. Right-of-use assets are depreciated on a straight-line basis over the shorter of the lease term and the estimated useful lives of the assets, as follows:

- Leasehold Land - 29 years

Right of use assets recognised for leasehold land on which a power plant is constructed are amortised, and the related amortisation expense together with the unwinding of interest on the corresponding lease liability, incurred during the construction period, are capitalised as part of the cost of the power plant.

The Company presents right-to-use assets that do not meet the definition of investment property in 'Property, plant and equipment'.

'Refer Note 5 for the accounting policy relating to the impairment of Right-of-Use (ROU) assets.

Description	₹ Lakhs	
	Leasehold Land	Total
Cost		
Balance as at 1st April, 2025	681.44	681.44
Additions	-	-
Other Adjustments	(64.89)	(64.89)
Balance as at 31st March, 2026	616.55	616.55
Accumulated depreciation and impairment		
Balance as at 1st April, 2025	31.33	31.33
Depreciation Expense	20.63	20.63
Other Adjustments	(2.84)	(2.84)
Balance as at 31st March, 2026	49.12	49.12
Net carrying amount		
As at 31st March, 2026	567.43	567.43
As at 31st March, 2025	650.11	650.11

Description	₹ Lakhs	
	Leasehold Land	Total
Cost		
Balance as at 1st April, 2024	684.68	684.68
Additions	-	-
Other Adjustments	(3.24)	(3.24)
Balance as at 31st March, 2025	681.44	681.44
Accumulated depreciation and impairment		
Balance as at 1st April, 2024	7.87	7.87
Depreciation Expense	23.46	23.46
Balance as at 31st March, 2025	31.33	31.33
Net carrying amount		
As at 31st March, 2025	650.11	650.11
As at 31st March, 2024	676.81	676.81



7. Other Intangible Assets

Accounting Policy

Intangible assets acquired separately

Intangible assets acquired separately are measured on initial recognition at cost. Following initial recognition, intangible assets are carried at cost less any accumulated amortisation and accumulated impairment losses if any.

Derecognition of Intangible Assets

An intangible asset is derecognised on disposal, or when no future economic benefits are expected from use or disposal. Gains or losses arising from derecognition of an intangible asset, measured as the difference between the net disposal proceeds and the carrying amount of the asset, are recognised in statement of profit and loss when the asset is derecognised.

Amortisation of Intangible Assets

Intangible assets with finite lives are amortised over the useful economic life and assessed for impairment whenever there is an Estimated useful lives of the intangible assets are as follows:

Type of asset	Useful lives
Transmission Lines Rights	25 years

Refer Note 5 for the accounting policy relating to the impairment.

Particulars	₹ Lakhs	
	Transmission Lines Rights	Total
Cost		
Balance as at 1st April, 2025	868.88	868.88
Additions	-	-
Disposal	-	-
Balance as at 31st March, 2026	868.88	868.88
Accumulated amortisation and impairment		
Balance as at 1st April, 2025	18.95	18.95
Amortisation expense	34.76	34.76
Balance as at 31st March, 2026	53.71	53.71
Net Block		
As at 31st March, 2026	815.17	815.17
As at 31st March, 2025	849.93	849.93

Particulars	₹ Lakhs	
	Transmission Lines Rights	Total
Cost		
Balance as at 1st April, 2024	-	-
Additions	868.88	868.88
Disposal	-	-
Balance as at 31st March, 2025	868.88	868.88
Accumulated amortisation and impairment		
Balance as at 1st April, 2024	-	-
Amortisation expense	18.95	18.95
Balance as at 31st March, 2025	18.95	18.95
Net Block		
As at 31st March, 2025	849.93	849.93
As at 31st March, 2024	-	-

7A. Depreciation/Amortisation:

Particulars	For the year ended	For the year ended
	31st March, 2026	31st March, 2025
	₹ Lakhs	₹ Lakhs
Depreciation on Tangible Assets	278.54	151.76
Amortisation of Right of Use of assets	20.63	23.46
Amortisation on Other Intangible Assets	34.76	18.95
Less: Adjustments/ Capitalised (net)	1.23	(11.80)
Total	335.16	182.36



TP Surya Limited
Notes forming part of the Financial Statements

8. Other Financial Assets - At Amortised Cost
(Unsecured considered good unless otherwise stated)

Non-current

Security Deposits

	As at 31st March, 2026 ₹ Lakhs	As at 31st March, 2025 ₹ Lakhs
	17.01	25.77
	<u>17.01</u>	<u>25.77</u>

9. Non Current Tax Assets

Advance Income-tax (Net)

	As at 31st March, 2026 ₹ Lakhs	As at 31st March, 2025 ₹ Lakhs
	0.78	0.27
	<u>0.78</u>	<u>0.27</u>




10. Deferred Tax Assets (Net)

	As at 31st March, 2026 ₹ Lakhs	As at 31st March, 2025 ₹ Lakhs
Deferred Tax Assets	-	7.06
Deferred Tax Liabilities	(8.30)	-
Net Deferred Tax Assets/ (Liabilities)	(8.30)	7.06

Financial Year 2025-26	Opening Balance	Recognized in Profit and Loss	Closing Balance
Deferred tax liabilities in relation to Property, Plant and Equipments, Intangible Assets and Capital Work in Progress	757.36	386.96	1,144.33
Total DTL	757.36	386.96	1,144.33
Deferred tax assets in relation to Unabsorbed Depreciation/ Losses	757.96	362.01	1,119.97
Right of Use Asset	6.46	9.49	15.96
Provision for expenses allowed on cash basis	-	0.10	0.10
Total DTA	764.42	371.60	1,136.03
Net Deferred Tax Asset/ (Liabilities)	7.06	(15.36)	(8.30)

Financial Year 2024-25	Opening Balance	Recognized in Profit and Loss	Closing Balance
Deferred tax liabilities in relation to Property, Plant and Equipments, Intangible Assets and Capital Work in Progress	-	757.36	757.36
Total DTL	-	757.36	757.36
Deferred tax assets in relation to Unabsorbed depreciation	-	757.96	757.96
Right of Use Asset	-	6.46	6.46
Total DTA	-	764.42	764.42
Net Deferred Tax Assets	-	7.06	7.06



11. Cash and Cash Equivalents

	As at 31st March, 2026 ₹ Lakhs	As at 31st March, 2025 ₹ Lakhs
(i) Balances with Banks: In Current Accounts	97.42	13.74
Cash and Cash Equivalents as per the Balance Sheet	97.42	13.74
Cash and Cash Equivalents as per Statement of Cash Flows	97.42	13.74

Reconciliation of liabilities from Financing Activities

Particulars	As at 1st April, 2025	Cash Flows		Non-cash Transactions/ Others*	As at 31st March, 2026
		Proceeds	Repayment		
Inter- Corporate Deposits (ICD)	5,822.00	1,059.24	(703.00)	-	6,178.24
Lease liabilities	412.76	-	(26.64)	(32.29)	353.83
Total	6,234.76	1,059.24	(729.64)	(32.29)	6,532.07

Particulars	As at 1st April, 2024	Cash Flows		Non-cash Transactions/ Others*	As at 31st March, 2025
		Proceeds	Repayment		
Inter- Corporate Deposits (ICD)	6,119.00	2,213.00	(2,510.00)	-	5,822.00
Lease liabilities	407.57	-	-	5.19	412.76
Total	6,526.57	2,213.00	(2,510.00)	5.19	6,234.76

*Comprises of initial recognition of lease liabilities and / or interest on lease liabilities during the year



12. Equity Share Capital

	As at 31st March, 2026		As at 31st March, 2025	
	Number	₹ Lakhs	Number	₹ Lakhs
Authorised				
Equity Shares of ₹ 10 each	2,21,00,000	2,210.00	2,21,00,000	2,210.00
	2,21,00,000	2,210.00	2,21,00,000	2,210.00
Issued, Subscribed and Fully Paid-up				
Fully paid Equity shares of ₹ 10/- each	2,20,06,178	2,200.62	2,20,06,178	2,200.62
Total Issued, Subscribed and fully Paid-up Share Capital	2,20,06,178	2,200.62	2,20,06,178	2,200.62

a. Reconciliation of the shares outstanding at the beginning and at the end of the reporting year

	As at 31st March, 2026		As at 31st March, 2025	
	Number	₹ Lakhs	Number	₹ Lakhs
Equity Shares				
At the beginning of the year	2,20,06,178	2,200.62	50,000	5.00
Issued during the year	-	-	2,19,56,178	2,195.60
Outstanding at the end of the year	2,20,06,178	2,200.62	2,20,06,178	2,200.60

b. Terms/rights attached to Equity Shares

The Company has only one class of equity shares having a par value of Rs. 10 per share. Each equity shareholder is eligible for one vote per share held. The dividend proposed by the Board of Directors is subject to the approval of the shareholders in the ensuing Annual General Meeting.

In the event of liquidation of the Company, the holders of equity shares will be settled in line with the terms of the Share Purchase Agreement.

c. Shares held by Promoters/ultimate holding company and/or their subsidiaries/associates

Equity Shares

	As at 31st March, 2026			As at 31st March, 2025		
	Number	₹ Lakhs	Holding %	Number	₹ Lakhs	Holding %
Promoter						
Tata Power Renewable Energy Limited	1,62,84,572.00	1,628.46	74%	1,62,84,572	1,628.46	74%
	1,62,84,572.00	1,628.46	74%	1,62,84,572	1,628.46	74%

Details of Shares held by Promoters

As at 31st March, 2026


Promoter Name	No. of Shares at the beginning of the year	Change during the year	No. of Shares at the end of the year	% of Total Shares	% Change during the year
Tata Power Renewable Energy Limited	1,62,84,572.00	0%	1,62,84,572	74%	-

As at 31st March, 2025

Promoter Name	No. of Shares at the beginning of the year	Change during the year	No. of Shares at the end of the year	% of Total Shares	% Change during the year
Tata Power Renewable Energy Limited	50,000.00	1,62,34,572	1,62,84,572	74%	32469%

d. Details of Shareholders' holding more than 5% of the Share Capital

	As at 31st March, 2026			As at 31st March, 2025		
	Number	₹ Lakhs	Holding %	Number	₹ Lakhs	Holding%
Equity Shares						
Tata Power Renewable Energy Limited	1,62,84,572.00	1,628.46	74%	1,62,84,572	1,628.46	74%
Jaya Hind Industries Private Limited	30,34,185.00	303.42	14%	30,34,185.00	303.42	14%
Force Motors Limited	26,87,421.00	268.74	12%	26,87,421.00	268.74	12%
	2,20,06,178.00	2,200.62	100%	2,20,06,178	2,200.62	100%



TP Surya Limited
Notes forming part of the Financial Statements

13. Other Equity

	As at 31st March, 2026 ₹ Lakhs	As at 31st March, 2025 ₹ Lakhs
Retained Earnings		
Opening Balance	(46.33)	(24.30)
Add: Profit / (Loss) for the year	45.01	(22.03)
Closing Balance	(1.32)	(46.33)
Total Other Equity	(1.32)	(46.33)

Nature and purpose of reserves

Retained earnings are the profits / (losses) of the Company earned / incurred till date net of appropriations.




14. Non-current Borrowings - At Amortised Cost

	As at 31st March, 2026 ₹ Lakhs	As at 31st March, 2025 ₹ Lakhs
Unsecured		
Loan from Related Parties (Refer Note 27)	6,178.24	5,822.00
	6,178.24	5,822.00

Security and terms of repayment

Loans from Related Parties

Loan from related parties include loan taken from Tata Power Renewable Energy Limited (Holding Company). The loan is unsecured and carry floating interest rate. Effective rate as 31st March 2026 ranges from 6.78 % to 7.65 %(31st Mach,2025-8.69% p.a.).



15. Lease Liabilities

Accounting Policy

At inception of contract, the Company assesses whether the Contract is, or contains, a lease. A contract is, or contains, a lease if the contract conveys the right to control the use of an identified asset for a period of time in exchange for consideration. At inception or on reassessment of a contract that contains a lease component, the Company allocates consideration in the contract to each lease component on the basis of their relative stand alone price.

i) Lease Liabilities

At the commencement date of the lease, the Company recognises lease liabilities measured at the present value of lease payments to be made over the lease term. In calculating the present value of lease payments, the Company generally uses its incremental borrowing rate at the lease commencement date if the discount rate implicit in the lease is not readily determinable.

After the commencement date, the amount of lease liabilities is increased to reflect the accretion of interest and reduced for the lease payments made. The carrying amount is remeasured when there is a change in future lease payments arising from a change in index or rate. In addition, the carrying amount of lease liabilities is remeasured if there is a modification, a change in the lease term, a change in the lease payments or a change in the assessment of an option to purchase the underlying asset.

The Company presents lease liabilities in 'Financial Liabilities' in the Balance Sheet.

ii) Short term leases and leases of low value of assets

The Company applies the short-term lease recognition exemption to its short-term leases. It also applies the lease of low-value assets recognition exemption that are considered to be low value. Lease payments on short-term leases and leases of low value assets are recognised as expense on a straight-line basis over the lease term.

Leasing arrangement as Lessee

The Company has lease contracts for land used in its operations. Leases of land generally have lease terms of 29 years.

Amount recognised in the Statement of Profit and Loss	₹ lakhs	
	31st March, 2026	31st March, 2025
Depreciation / Amortisation of Right-of-use assets	20.63	23.46
Interest on lease liabilities	26.13	33.45
Depreciation / Amortisation of Right-of-use assets capitalised	-	-
Interest on lease liabilities capitalised	-	-

Refer Note 6 for additions to Right-Of-Use Assets and the carrying amount of Right-Of-Use Assets as at 31st March, 2026 and 31st March, 2025. Further, Refer Note no. 28.4.3 for maturity analysis of lease liabilities.

Amount recognised in the Statement of Cash Flows	₹ lakhs	
	31st March, 2026	31st March, 2025
Total cash outflow of leases	26.64	-
Principal payment of Lease Liability	-	-
Interest on Lease Liability	26.64	-

	As at	As at
	31st March, 2026	31st March, 2025
	₹ Lakhs	₹ Lakhs
Non-current		
Lease Liabilities	353.83	412.76
	353.83	412.76
Current		
Lease Liabilities	-	-
	-	-



16. Trade Payables

	As at 31st March, 2026 ₹ Lakhs	As at 31st March, 2025 ₹ Lakhs
Current		
(i) Outstanding dues of micro enterprises and small enterprises ("MSE") (Refer Note 26)	0.39	0.30
(ii) Outstanding dues of creditors other than micro enterprises and small enterprises	22.35	44.90
Total	22.74	45.20

Trade Payables Ageing schedule as at 31th March, 2026

Particulars	Unbilled and Not due *	Not due	Outstanding for following periods from due date of payment #					Total
			Less than 6 Months	6 Months - 1 Year	1-2 Years	2-3 years	More than 3 years	
(i) Undisputed Trade Payables								
a) MSE	-	-	-	0.09	0.30	-	-	0.39
b) Others	20.69	1.30	0.35	0.01	-	-	-	22.35
(ii) Disputed Trade Payables								
a) MSE	-	-	-	-	-	-	-	-
b) Others	-	-	-	-	-	-	-	-

* Includes provision for expenses, where invoices not received.

Where due date of payment is not available date of transaction has been considered

Trade Payables Ageing schedule as at 31st March, 2025

Particulars	Unbilled and Not due *	Not due	Outstanding for following periods from due date of payment #					Total
			Less than 6 Months	6 Months - 1 Year	1-2 Years	2-3 years	More than 3 years	
(i) Undisputed Trade Payables								
a) MSE	-	-	0.30	-	-	-	-	0.30
b) Others	8.40	5.95	28.66	1.89	-	-	-	44.90
(ii) Disputed Trade Payables								
a) MSE	-	-	-	-	-	-	-	-
b) Others	-	-	-	-	-	-	-	-

* Includes provision for expenses, where invoices not received.

Where due date of payment is not available date of transaction has been considered



TP Surya Limited
Notes forming part of the Financial Statements

17. Other Financial Liabilities

Current

- (a) Interest accrued and due on Borrowings (Refer Note 27)
(b) Payables for Capital Supplies and Services

Total

	As at 31st March, 2026 ₹ Lakhs	As at 31st March, 2025 ₹ Lakhs
(a) Interest accrued and due on Borrowings (Refer Note 27)	-	0.25
(b) Payables for Capital Supplies and Services	166.31	648.09
Total	166.31	648.34



TP Surya Limited
Notes forming part of the Financial Statements

18. Other Liabilities

Current

- (a) Statutory Liabilities
(b) Other Liabilities

Total

	As at 31st March, 2026 ₹ Lakhs	As at 31st March, 2025 ₹ Lakhs
	7.25	118.34
	1.10	1.03
Total	8.35	119.37



23. Tax Expense

Accounting Policy

The expense comprises current tax and deferred tax.

Current tax

Current income tax assets and liabilities are measured at the amount expected to be recovered from or paid to the taxation authorities. The tax rates and tax laws used to compute the amount are those that are enacted or substantively enacted, at the reporting date in the countries where the Company operates and generates taxable income.

Current income tax relating to items recognised outside the Statement of Profit and Loss is recognised outside the Statement of Profit and Loss (either in Other Comprehensive Income or in Equity). Current tax items are recognised in correlation to the underlying transaction either in Other Comprehensive Income or directly in Equity. Management periodically evaluates positions taken in the tax returns with respect to situations in which applicable tax regulations are subject to interpretation and establishes provisions where appropriate.

Deferred tax

Deferred tax is recognised on temporary differences between the carrying amounts of assets and liabilities in the financial statements and the corresponding tax bases used in the computation of taxable profit. Deferred tax liabilities are generally recognised for all taxable temporary differences. Deferred tax assets are generally recognised for all deductible temporary differences to the extent that it is probable that taxable profits will be available against which those deductible temporary differences can be utilised. Such deferred tax assets and liabilities are not recognised if the temporary difference arises from the initial recognition (other than in a business combination) of assets and liabilities in a transaction that affects neither the taxable profit nor the accounting profit.

The carrying amount of deferred tax assets is reviewed at the end of each reporting period and reduced to the extent that it is no longer probable that sufficient taxable profits will be available to allow all or part of the asset to be utilised.

Deferred tax liabilities and assets are measured at the tax rates that are expected to apply in the period in which the liability is settled or the asset realised, based on tax rates (and tax laws) that have been enacted or substantively enacted by the end of the reporting period.

Deferred tax assets and liabilities are offset when they relate to income taxes levied by the same taxation authority and the relevant entity intends to settle its current tax assets and liabilities on a net basis.

Deferred tax relating to items recognised outside profit or loss is recognised outside Profit or Loss (either in other comprehensive income or in equity). Deferred tax items are recognised in correlation to the underlying transaction either in OCI or directly in equity.

Deferred tax assets are recognised for unused tax losses to the extent that it is probable that taxable profit will be available against which the losses can be utilised. Significant management judgement is required to determine the amount of deferred tax assets that can be recognised, based upon the likely timing and the level of future taxable profits together with future tax planning strategies.

Goods and Services Tax (GST)

Goods and Service Tax (GST) paid on purchase of goods, services, or assets is recognised as input tax credit to the extent recoverable. Where such credit is not recoverable, the GST amount is treated as an expense or included in the cost of the asset.

Income taxes recognised in the Statement of Profit and Loss

Particulars	31st March, 2026 ₹ lakhs	31st March, 2025 ₹ lakhs
Current Tax - in respect of the current years	-	-
Deferred Tax - in respect of current year	15.21	(7.06)
Deferred Tax - in respect of previous years	0.15	-
Total income tax expense recognised in the Statement of Profit and Loss	15.36	(7.06)

The income tax expense can be reconciled to the accounting profit as follows:

	31st March, 2026 ₹ lakhs	31st March, 2025 ₹ lakhs
Profit / (Loss) before tax	60.37	(29.09)
Profit / (Loss) before tax considered for tax working	60.37	(29.09)
Income Tax expense /(credit) calculated at 25.17%	15.20	(7.32)
Effect of expenses that are not deductible in determining taxable profit	0.02	0.26
Add/(Less) tax effect on account of:		
Expenses that are not deductible in determining taxable profit	0.15	-
Tax Expense	15.36	(7.06)
Income Tax expense recognized in Statement of Profit and Loss	15.36	(7.06)

1. The tax rate used for the year 2025-26 and 2024-25 is the corporate tax rate of 25.17% payable by corporate entities in India on taxable profits under the Indian tax law.

2. There is an impact of ₹ 14,552/- on deferred tax arising from allowances and disallowances identified during the filing of the income tax return.



24. Earnings Per Share:

Accounting Policy

Basic earnings per equity share is computed by dividing the net profit attributable to the equity holders of the company by the weighted average number of equity shares outstanding during the year. Diluted earnings per equity share is computed by dividing the net profit attributable to the equity holders of the Company (after adjustment for income in respect of dilutive potential ordinary shares) by the weighted average number of equity shares considered for deriving basic earnings per equity share and also the weighted average number of equity shares that could have been issued upon conversion of all dilutive potential equity shares. The dilutive potential equity shares are adjusted for the proceeds receivable had the equity shares been actually issued at fair value (i.e. the average market value of the outstanding equity shares). Dilutive potential equity shares are deemed converted as of the beginning of the year, unless issued at a later date. Dilutive potential equity shares are determined independently for each year presented.

The number of equity shares and potentially dilutive equity shares are adjusted retrospectively for all years presented for any share splits and bonus shares issues including for changes effected prior to the approval of the financial statements by the Board of Directors.

Particulars	For the year ended 31st March, 2026	For the year ended 31st March, 2025
Earning Per Share (EPS)		
Profit / (Loss) for the year (₹ lakh)	45.01	(22.03)
Net loss for the year attributable to the equity	45.01	(22.03)
The weighted average number of equity shares for basic and diluted earnings per share (Nos.)	1,50,28,324	1,50,28,324
Par value per share (in ₹)	10.00	10.00
Basic earnings per share (in ₹)	0.30	(0.15)
Diluted earning per share (in ₹)	0.30	(0.15)

25. Capital Commitment :

Estimated amount of contracts remaining to be executed (net of capital advance) on Capital account and not provided for is Nil for 31st March,2026. (31st March, 2025: 77.04 Lakhs).

26. Micro and small enterprises under the Micro and Small Enterprises Development Act, 2006 have been determined based on the information available with the Company and the required disclosures are given below:

Particulars	31st March, 2026 ₹ Lakhs	31st March, 2025 ₹ Lakhs
(a) Principal amount remaining unpaid as on 31st March	0.39	0.30
(b) Interest due thereon as on 31st March	1.10	1.03
(c) The amount of Interest paid along with the amounts of the payment made to the supplier beyond the appointed day *	-	-
(d) The amount of Interest due and payable for the year *	1.10	1.03
(e) The amount of Interest accrued and remaining unpaid as at 31st March*	1.10	1.03
(f) The amount of further interest due and payable even in the succeeding years, until such date when the interest dues as above are actually paid *	-	-

Dues to Micro and small enterprises have been determined to the extent such parties have been identified on the basis of information collected by the Management.

* Amounts unpaid to Micro and small enterprises vendors on account of retention money have not been considered for the purpose of interest calculation.

27. Related Party Disclosures:

Disclosure as required by Indian Accounting Standard 24 (IND AS-24) "Related Party Disclosures" as notified under the Companies (Accounts) Rules, 2014 is as follows:


a) List of the related parties and description of relationship:

Name of the related party	Name of the related party	Country of Origin
Ultimate Holding Company	The Tata Power Company Limited (TPCL)	
Holding Company	Tata Power Renewable Energy Limited (TPREL)	India
Fellow Subsidiary of Holding Company	Tata Power Solar System Limited (TPSSL)*	India
	TP Saurya Limited (TPSL)	India
Subsidiary of Ultimate Holding Company	Tata Power Trading Company Limited (TPTCL)	India
Shareholder	Jaya Hind Industries Private Limited (JHIPL)	India
Shareholder	Force Motors Limited	India

*Merged with the Tata Power Renewable Energy Limited w.e.f. 1st October 2024)

b) Key Managerial Personnel and directors

Ms. Shweta Mathur - Director
Mr. Sumit Goel - Director
Mr. Nalin Gupta - Director
Mr. Anup Kanade-Chief Executive Director
Mr. Pankaj Choudhary -Chief Financial Officer
Ms. Anvi Sarda -Company Secretary



27. Related Party Disclosures:(Contd.)

b) Details of Transactions / Balances Outstanding:

Particulars	Period	₹ lakhs					
		TPREL	TPCL	TPSL	TPTCL	JHIPL	Force Motors Group
<u>Transaction during the Year</u>							
Issue of Equity Share Capital	2026	-	-	-	-	-	-
	2025	1,623.46	-	-	-	303.42	268.74
Borrowing Taken	2026	1,059.24	-	-	-	-	-
	2025	2,213.00	-	-	-	-	-
Repayment of Borrowing	2026	703.00	-	-	-	-	-
	2025	2,510.00	-	-	-	-	-
Interest Expense	2026	430.94	-	-	-	-	-
	2025	437.37	-	-	-	-	-
Purchase of goods & services including capital goods	2026	85.42	0.61	-	13.77	-	-
	2025	567.20	0.37	868.88	6.62	-	-
Rent Expense	2026	26.64	2.20	-	-	-	-
	2025	23.95	2.09	-	-	-	-
Sale of Power	2026	-	-	-	-	521.65	461.94
	2025	-	-	-	-	249.81	198.85
<u>Balance Outstanding</u>							
Trade Payables (including other payables)	2026	169.10	1.18	-	3.70	-	-
	2025	676.60	3.92	-	7.04	-	-
Interest Accrued and due on Borrowings	2026	-	-	-	-	-	-
	2025	0.25	-	-	-	-	-
Trade Receivables (Including Unbilled Receivable)	2026	-	-	-	-	28.22	44.83
	2025	-	-	-	-	29.25	45.74
Loan Outstanding	2026	6,178.24	-	-	-	-	-
	2025	5,822.00	-	-	-	-	-

a) Above related party transaction are in the ordinary course of buisness and are at arm's length.

b) Comparative period of the movement is for the year 1st April, 2024 to 31st March, 2025 and closing balance is for the year ended 31st March, 2025.

c) Above related party transactions are excluding tax; however, the balance outstanding is inclusive of taxes.

d). Terms of material Related party transaction :

i) For borrowing / interest - refer note 14 and 21

ii) For sale of power – Sale of Power is in accordance with Power Purchase Agreement entered into for 25 years.



28. Financial Instruments

28.1 Fair values

Set out below, is a comparison by class of the carrying amount and fair value of the financial instruments:

	Carrying value		Fair Value	
	31st March, 2026	31st March, 2025	31st March, 2026	31st March, 2025
	₹ Lakhs	₹ Lakhs	₹ Lakhs	₹ Lakhs
At Amortised cost				
Financial assets				
Cash and Cash Equivalents	97.42	13.74	97.42	13.74
Unbilled Revenue	73.05	74.99	73.05	74.99
Other Financial Assets	17.01	25.77	17.01	25.77
Total	187.48	114.50	187.48	114.50
Financial liabilities				
Floating rate Borrowings (including Current Maturities)	6,178.24	5,822.00	6,178.24	5,822.00
Trade Payables	22.74	45.20	22.74	45.20
Lease Liabilities	353.83	412.76	353.83	412.76
Other Financial Liabilities	166.31	648.34	166.31	648.34
Total	6,721.12	6,928.30	6,721.12	6,928.30

Notes: The management assessed that cash and cash equivalents, other balances with bank, trade receivables, loans, unbilled revenues, trade payables, other financial assets and liabilities approximate their carrying amounts largely due to the short term maturities of these instruments. The fair value of the financial assets and liabilities is included at the amount at which the instrument could be exchanged in a current transaction between willing parties.

The fair value of loans, other current financial liabilities and other non-current financial liabilities is estimated by discounting future cash flow using rates currently available for debt on similar terms, credit risk and remaining maturities.

28.2 Fair value hierarchy

The fair value hierarchy is based on inputs to valuation techniques that are used to measure fair value that are either observable or unobservable and consists of the following three levels:

- **Quoted prices in active market (Level 1)** — Inputs are quoted prices (unadjusted) in active markets for identical assets or liabilities.
- **Valuation technique with observable inputs (Level 2)** — Inputs are other than quoted prices included within Level 1 that are observable for the asset or liability, either directly (i.e. as prices) or indirectly (i.e. derived from prices). This includes unquoted borrowings (fixed and floating rate).
- **Valuation technique with significant unobservable inputs (Level 3)** — Inputs are not based on observable market data (unobservable inputs). Fair values are determined in whole or in part using a valuation model based on assumptions that are neither supported by prices from observable current market transactions in the same instrument nor are they based on available market data. The company does not have any such financial instruments.

The following table summarises financial assets and liabilities measured at fair value on a recurring basis and financial assets that are

Fair value hierarchy as at 31st March, 2026					₹ Lakhs
As at 31.03.2026	Date of valuation	Quoted prices in active market (Level 1)	Significant observable inputs (Level 2)	Significant unobservable inputs (Level 3)	Total
Financial Liabilities					
Floating rate borrowings (including current maturity)	31st March, 2026	-	6178.24	-	6,178.24
Total		-	6178.24	-	6178.24

Fair value hierarchy as at 31st March, 2025					₹ Lakhs
As at 31.03.2025	Date of valuation	Quoted prices in active market (Level 1)	Significant observable inputs (Level 2)	Significant unobservable inputs (Level 3)	Total
Financial Liabilities					
Floating rate borrowings (including current maturity)	31st March, 2025	-	5822.00	-	5,822.00
Total		-	5822.00	-	5822.00

The carrying amount of cash and cash equivalents and trade payables are considered to be the same as their fair value, due to their short term nature.

Borrowings from related parties are the variable rate loans. The current borrowing rate represents the discounting rate, which means that the carrying value will be closely approximate to their fair value. In case of lease liabilities, the current borrowing rate represents the discounting rate, which means that the carrying value will be closely approximate to their fair value.



28.3 Capital Management & Gearing Ratio

For the purpose of the Company's capital management, capital includes issued equity capital and all other equity reserves attributable to the equity holders of the Company. The primary objective of the Company capital management is to maximise the shareholder value.

The company manages its capital structure and makes adjustments in light of changes in economic conditions and the requirements of the financial covenants. From time to time, the Company reviews its policy related to dividend payment to shareholders. The Company monitors capital using a gearing ratio, which is net debt divided by total capital plus net debt. The Company includes within net debt, interest bearing loans and borrowings, less cash and cash equivalents.

The Company's capital management is intended to create value for shareholders by facilitating the meeting of its long-term and short-term goals. Its Capital structure consists of net debt (borrowings as detailed in notes below) and total equity.

Gearing ratio

The gearing ratio at the end of the reporting period was as follows:

	₹ Lakhs	
	31st March, 2026	31st March, 2025
Debt (i)	6,178.24	5,822.00
Less: Cash and Bank balances	97.42	13.74
Net debt	6,080.82	5,808.26
Total Capital (ii)	2,199.30	2,154.29
Capital and net debt	8,280.12	7,962.55
Net debt to Total Capital plus net debt ratio (%)	73.44	72.94

- (i) Debt is defined as Non-current borrowings (including current maturities) and current borrowings (excluding derivative, financial guarantee contracts and contingent considerations) and interest accrued on non-current and current borrowings.
- (ii) Equity is defined as Equity share capital and other equity.

28.4 Financial risk management objectives and policies

The Company's principal financial liabilities comprise borrowings, trade and other payables and other financial liabilities. The main purpose of these financial liabilities is to finance the Company's operations. The Company's principal financial assets include loans, trade and other receivables, cash and cash equivalents, unbilled receivables and other financial assets that derive directly from its operations.

The Company is exposed to market risk, credit risk and liquidity risk. The Company senior management oversees the management of these risks. The Company's senior management reviews the financial risks and the appropriate financial risk governance framework for the Company. The Company financial risk activities are governed by appropriate policies and procedures and that financial risks are identified, measured and managed in accordance with the Company's policies and risk objectives.

28.4.1 Market risk

Market risk is the risk that the fair value of future cash flows of a financial instrument will fluctuate because of changes in market prices. Market risk comprises of three types of risk: currency risk, interest rate risk and equity price risk. The equity price risk and currency risk are not applicable for the Company. Financial instruments affected by market risk include investments, loans and borrowings, if any.

The sensitivity analyses in the following sections relate to the position as at 31 March 2026 and 31 March 2025.

The sensitivity analyses have been prepared on the basis that the amount of net debt, the ratio of fixed to floating interest rates of the debt and derivatives and the proportion of financial instruments in foreign currencies are all constant.


a. Foreign currency risk management

The Company does not have foreign currency assets and liabilities at the reporting date. Hence, Company is not exposed to significant foreign exchange risk arising from financial instruments. The Company also does not hold any derivative financial instruments at the reporting date and therefore, this risk is not applicable.

b. Interest Rate Risk Management

Interest rate risk is the risk that the fair value or future cash flows of a financial instrument enjoying floating rate interest will fluctuate because of changes in market interest rates. The Company's exposure to the risk of changes in market interest rates relates primarily to the company's long-term debt obligations with floating interest rates

The Company manages its interest rate risk by having a balanced portfolio of fixed and variable rate loans and borrowings. .



28.4.1.1 Interest rate risk management

(i) Interest rate sensitivity:

The sensitivity analysis below have been determined based on exposure to interest rates for term loans at the end of the reporting period and the stipulated change taking place at the beginning of the financial year and held constant throughout the reporting period in case of term borrowings that have floating rates.

If the interest rates had been 50 basis points higher or lower and all the other variables were held constant, the effect on Interest expense for the respective financial years and consequent effect on Company's profit in that financial year would have been as below:

		₹ Lakhs
		Effect on profit before tax and consequential impact on Equity before tax
31st March, 2026	Increase in interest rate by 50 bps	(30.89)
	Decrease in interest rate by 50 bps	30.89
31st March, 2025	Increase in interest rate by 50 bps	(29.11)
	Decrease in interest rate by 50 bps	29.11

28.4.2 Credit risk management

Credit risk is the risk that counterparty will not meet its obligations under a financial instrument or customer contract, leading to a financial loss. The Company is exposed to credit risk from its operating activities (primarily trade receivables) and from its other activities including derivative contracts (if any). The Company generally deals with parties which has good credit rating/ worthiness or based on Company internal assessment.

The Company has not acquired any credit impaired asset. There was no modification in any financial assets.

₹ lakhs		
Particulars	31st March, 2026	31st March, 2025
Unbilled Revenue	73.05	74.99
Other financial assets	17.01	25.77

28.4.3 Liquidity risk management

The Company manages liquidity risk by maintaining adequate reserves, banking facilities, by continuously monitoring forecast and actual cash flows and matching the maturity profiles of financial assets and liabilities. The Company has access to a sufficient variety of sources of funding and debt maturing within 12 months can be rolled over with existing lenders, wherever applicable.

The table below summarizes the maturity profile of the Company's financial liabilities based on contractual undiscounted payments.

	₹ Lakhs				Carrying Value
	Up to 1 year	1 to 5 years	5 + years	Total	
31st March, 2026					
Financial Liabilities					
Borrowings #	-	6,178.24	-	6,178.24	6,178.24
Future Interest ##	221.18	732.01	-	953.19	-
Trade Payables	22.74	-	-	22.74	22.74
Other Financial Liabilities	166.31	-	-	166.31	166.31
Lease liabilities	25.41	138.93	813.93	978.27	353.83
Total Financial Liabilities	435.63	7,049.18	813.93	8,298.75	6,721.12
31st March, 2025					
Financial Liabilities					
Borrowings #	-	5,822.00	-	5,822.00	5,822.00
Future Interest ##	454.56	953.99	-	1,408.55	-
Trade Payables	45.20	-	-	45.20	45.20
Other Financial Liabilities	648.34	-	-	648.34	648.34
Lease liabilities	29.11	125.42	1,028.93	1,183.46	412.76
Total Financial Liabilities	1,177.20	6,901.41	1,028.93	9,107.54	6,928.30

The table has been drawn up based on the undiscounted contractual maturities of the financial liabilities including interest that will be paid on those liabilities upto the maturity of the instruments, ignoring the call and refinancing options available with the Company.

The amounts included above for fixed interest rate instruments for financial liabilities is subject to change if changes in variable interest rates differ to those estimates of interest rates determined at the end of the reporting year.



29. Financial Ratios

SI No	Ratios	Numerator	Denominator	As at 31st March, 2026	As at 31st March, 2025	% of Variance	Reason for variances in excess of 25%
a)	Current Ratio (Refer Note i)	Currents Assets	Current Liabilities	0.86	0.11	691.13	Ratio is higher due to reduction in current liabilities
b)	Debt-Equity Ratio (in times) (Refer Note ii)	Total Debt	Total Equity	2.97	2.89	2.62	
c)	Debt Service Coverage Ratio (in times) (Refer Note iii)	Profit before exceptional items and tax + Interest charged in Statement of Profit and Loss and interest capitalized during the period / year pertaining to borrowings + Depreciation and amortisation expenses + Current tax expense	Interest charged in Statement of Profit and Loss and interest capitalized during the year pertaining to borrowings + Scheduled principal repayment of long-term debt and lease liabilities	1.86	1.32	40.63	Higher finance cost incurred during the current year.
d)	Return on Equity (ROE) (%) (Refer Note iv)	Net Profit for the year attributable to owners of the Company	Average Shareholder's Equity	2.77	(2.73)	(2.02)	
e)	Inventory Turnover Ratio (in number of days)	Average Inventories X No of days	Cost of goods sold	-	-	-	
f)	Trade Receivables Turnover Ratio (in number of days)	Average trade receivable x number of days	Gross Sales	27	31	(10.20)	
g)	Trade Payables Turnover Ratio (in number of days) (Refer Note v)	Average trade payable x number of days	Net credit purchases	92	87	6.15	
h)	Net Capital Turnover Ratio (Refer Note vi)	Gross Sales	Average Working Capital	(36.52)	(0.62)	57.95	Higher due to improvement working capital compared to last year.
i)	Net Profit Margin (%) including exceptional item	Net Profit after taxes	Revenue from operations	0.06	(0.06)	(1.95)	
j)	Return on Capital Employed (ROCE) (%)	Profit before tax and exceptional items + interest expense excluding interest on deferred revenue	Average Capital Employed: Total equity + Total Debt + Deferred Tax Liability	6%	6%	0.76	
k)	Return on Investment (ROI) (%) (Refer Note vii)	Interest Income+Dividend Income+ Gain of fair value of Investment	Average (Investment+Fixed Deposit+Loans Given)	-	-	-	Since there is no Investments in the company hence the aforesaid ratio cannot be computed.

Note:

i) Current Ratio:

Current Assets as per balance sheet and asset classified as held for sale
Current liabilities as per balance sheet and liability classified as held for sale

ii) Debt Equity Ratio:

Total debt = Long term borrowings (including current maturities of long term borrowings)+ lease liabilities (current and non current) + short term borrowings + interest accrued on debts.

Total Equity includes Issued Share capital and Other Equity.

iii) For the purpose of computation, scheduled principal repayment of long-term debt does not include prepayments including prepayment by exercise of call/put option and excluding refinancing.

iv) Total Equity: Issued share capital and other equity

v) Net credit purchases consist of other expenses excluding

a) Bad debts (including provision)

b) Net loss on foreign exchange

c) CSR expenses

d) Loss on Disposal of Property, Plant and Equipment

Trade Payable as per balance sheet less employee related trade payables


vii) Working capital:

Working Capital : Current assets - Current liabilities (excluding current maturities of long term debt, lease liabilities and interest accrued on borrowings).

viii) Interest Income: Interest on bank deposits + Interest on non-current investment + Interest on loans given to subsidiaries

Dividend Income from subsidiaries

Investment: Includes Non-current investment + Current Investment + Fixed deposit+ Loan Given



30. Contingent Liability

The company has no contingent liabilities as on 31st March, 2026.

31. Audit trail

Back up – The Company maintains proper books of account as required by law.

Audit Trail - The Company has used SAP accounting software for maintaining its books of account which has a feature of recording audit trail (edit log) facility and the same has operated throughout the year for all relevant transactions recorded in the software. Further, there are no instance of audit trail feature being tampered with. Additionally, the audit trail of prior years has been preserved as per the statutory requirements for record retention to the extent it was enabled and recorded in the respective years.

32. Regulatory Matter – MERC Tariff Order on Renewable Energy Banking

The Maharashtra Electricity Regulatory Commission ("MERC") issued an Order dated 25 March 2026 in Case No. 75 of 2025, revising the Time of Day tariff and renewable energy banking framework under the applicable Multi Year Tariff Order. The said Order, inter alia, restricts utilisation of energy banked during solar hours to the same time slot, with retrospective effect from 1 July 2025.

TP Surya Limited, through its Holding Company and fellow subsidiaries jointly with affected consumers, has filed an appeal before the Hon'ble Appellate Tribunal for Electricity (APTEL) under Section 111 of the Electricity Act, 2003, challenging the legality, scope of review jurisdiction, interpretation of applicable regulations, and retrospective application of the said Order. The appeal is pending adjudication as at the reporting date.

Based on management's assessment and legal advice, no present obligation has arisen as at the reporting date that would require recognition of a provision in accordance with Ind AS 37 – Provisions, Contingent Liabilities and Contingent Assets. Accordingly, no provision has been recognised in the financial statements in respect of this matter. The Company will continue to monitor developments in this matter and will assess the implications, if any, arising from the final outcome of the appeal.

33. Segment Disclosures

The Company has determined its operating segment as generation and selling of solar power, based on the information reported to the chief operating decision maker (CODM) in accordance with the requirements of Indian Accounting Standard 108- 'Operating Segments', notified under the Companies (Indian Accounting Standards) Rules, 2015.

34. Standards Notified but Not Yet Effective

The new and amended standards that are notified by the Ministry of Corporate Affairs (MCA), but not yet effective, up to the date of issuance the Company's financial statements are disclosed below. The Company will adopt these new and amended standards, when they become effective.

A. 'Amendments to Ind AS 1 - Classification of Liabilities as Current or Non-current and Non-current Liabilities with Covenants and Ind AS 10 Events after the Reporting Period

Ind AS 10 has been amended to remove the previous treatment under which a lender's post reporting date waiver—granted before the financial statements were approved for issue—of a breach of a material covenant in a long term loan arrangement that occurred on or before the end of the reporting period, resulting in the liability becoming payable on demand at the reporting date, was regarded as an adjusting event.

For annual reporting periods beginning on or after 1 April 2026, any breach of a covenant—whether material or immaterial—occurring on or before the reporting date will, in accordance with Ind AS 1, require the related liability to be classified as current, unless the lender has granted a waiver of the breach on or before the reporting date and has agreed not to demand repayment for at least 12 months after the reporting date as a consequence of the breach. Such a waiver shall be treated as an adjusting event.

The amendments are effective for annual reporting periods beginning on or after 1 April 2026 retrospectively in accordance with Ind AS 8.



35. Other Statutory information

- a) The Company does not have any Benami property during the year, where any proceeding has been initiated or pending against the Company for holding any Benami property.
- b) The company does not have any transactions with companies struck off.
- c) The Company does not have any charges or satisfaction which is yet to be registered with ROC beyond the statutory period.
- d) The Company has not traded or invested in Crypto currency or Virtual Currency during the financial year.
- e) The Company has not advanced or loaned or invested funds to any other person(s) or entity(ies), including foreign entities (Intermediaries) with the understanding that the Intermediary shall:
- (i) directly or indirectly lend or invest in other persons or entities identified in any manner whatsoever by or on behalf of the company (Ultimate Beneficiaries) or
- (ii) provide any guarantee, security or the like to or on behalf of the Ultimate Beneficiaries
- f) The Company has not received any fund from any person(s) or entity(ies), including foreign entities (Funding Party) with the understanding (whether recorded in writing or otherwise) that the Company shall:
- (i) directly or indirectly lend or invest in other persons or entities identified in any manner whatsoever by or on behalf of the Funding Party (Ultimate Beneficiaries) or
- (ii) provide any guarantee, security, or the like on behalf of the Ultimate Beneficiaries,
- g) The Company does not have any such transaction which is not recorded in the books of accounts that has been surrendered or disclosed as income during the year in the tax assessments under the Income Tax Act, 1961 (such as, search or survey or any other relevant provisions of the Income Tax Act, 1961)

36. Significant Events after the Reporting Period

There were no significant adjusting events that occurred subsequent to the reporting year other than the events disclosed in the relevant notes.

37. Approval of Financial Statements

The financial statements were approved for issue by the Board of Directors on 17th April, 2026.

As per our report of even date

For Jain Prakash & Associates
Chartered Accountants
ICAI Firm Registration No. - 003711C




Vineet Pamecha
Partner
Membership No. - 130699



Place : Udaipur
Date : 17th April, 2026

For and on behalf of the Board of Directors
U35105MH2023PLC411178



Shweta Mathur
Director
DIN - 10131911




Anup Kanade
Chief Executive Officer



Anvi Sarda
Company Secretary

Place : Mumbai
Date : 17th April, 2026



Sumit Goel
Director
DIN - 10274563



Pankaj Choudhary
Chief Financial Officer

