

S R B C & CO LLP
Chartered Accountants
22 Camac Street
Block 'B', 3rd Floor
Kolkata – 700016, India

Tej Raj & Pal
Chartered Accountants
Plot No. 1278/2256/4294
Govinda Prasad, Bomikhal
Behind Ekamra Film Talkies
Bhubaneswar – 751010

INDEPENDENT AUDITOR'S REPORT

To the Members of TP Western Odisha Distribution Limited

Report on the Audit of the Financial Statements

Opinion

We have audited the accompanying financial statements of TP Western Odisha Distribution Limited ("the Company"), which comprise the Balance sheet as at March 31 2026, the Statement of Profit and Loss, including the statement of Other Comprehensive Income, the Cash Flow Statement and the Statement of Changes in Equity for the year then ended, and notes to the financial statements, including a summary of material accounting policies and other explanatory information.

In our opinion and to the best of our information and according to the explanations given to us, the aforesaid financial statements give the information required by the Companies Act, 2013, as amended ("the Act") in the manner so required and give a true and fair view in conformity with the accounting principles generally accepted in India, of the state of affairs of the Company as at March 31, 2026, its profit including other comprehensive income, its cash flows and the changes in equity for the year ended on that date.

Basis for Opinion

We conducted our audit of the financial statements in accordance with the Standards on Auditing (SAs), as specified under section 143(10) of the Act. Our responsibilities under those Standards are further described in the 'Auditor's Responsibilities for the Audit of the Financial Statements' section of our report. We are independent of the Company in accordance with the 'Code of Ethics' issued by the Institute of Chartered Accountants of India together with the ethical requirements that are relevant to our audit of the financial statements under the provisions of the Act and the Rules thereunder, and we have fulfilled our other ethical responsibilities in accordance with these requirements and the Code of Ethics. We believe that the audit evidence we have obtained is sufficient and appropriate to provide a basis for our audit opinion on the financial statements.

Key Audit Matters

Key audit matters are those matters that, in our professional judgment, were of most significance in our audit of the financial statements for the financial year ended March 31, 2026. These matters were addressed in the context of our audit of the financial statements as



S R B C & CO LLP
Chartered Accountants
22 Camac Street
Block 'B', 3rd Floor
Kolkata – 700016, India

Tej Raj & Pal
Chartered Accountants
Plot No. 1278/2256/4294
Govinda Prasad, Bomikhal
Behind Ekamra Film Talkies
Bhubaneswar – 751010

a whole, and in forming our opinion thereon, and we do not provide a separate opinion on these matters. For each matter below, our description of how our audit addressed the matter is provided in that context.

We have determined the matters described below to be the key audit matters to be communicated in our report. We have fulfilled the responsibilities described in the Auditor's Responsibilities for the audit of the financial statements section of our report, including in relation to these matters. Accordingly, our audit included the performance of procedures designed to respond to our assessment of the risks of material misstatement of the financial statements. The results of our audit procedures, including the procedures performed to address the matters below, provide the basis for our audit opinion on the accompanying financial statements.

Key audit matters	How our audit addressed the key audit matter
<p>(a) Expected credit loss on trade receivables (as described in Note 13 of the financial statements)</p> <p>The Company has outstanding gross trade receivables of Rs. 1,105.29 crore as at March 31, 2026, including overdue / aged receivables.</p> <p>The Company supplies electricity to various types of customers including individual customers with wide ranging characteristics in the Western Odisha. There exists inherent exposure to credit risk for these customers.</p> <p>The Company has recognised Expected Credit Loss (ECL) allowance on trade receivables using its best estimate considering various factors such as segregation between government and non-government consumers, security deposit available, their most recent payment behaviour as well as the fact that electricity is an essential commodity and regulations</p>	<p>Our audit procedures included the following:</p> <ul style="list-style-type: none"> • Obtained an understanding of the Company's process and tested internal controls associated with the management's assessment of determining ECL allowance for trade receivables. • Evaluated management's assessment of recoverability of the outstanding receivables including recoverability of overdue/ aged receivables through inquiry with management, and analysis of recent collection trends in respect of receivables particularly aged receivables. • Evaluated management's assumption and judgement relating to collection considering business environment in which the Company operates and rights available with the Company to recover



S R B C & CO LLP
Chartered Accountants
22 Camac Street
Block 'B', 3rd Floor
Kolkata – 700016, India

Tej Raj & Pal
Chartered Accountants
Plot No. 1278/2256/4294
Govinda Prasad, Bomikhal
Behind Ekamra Film Talkies
Bhubaneswar – 751010

Key audit matters	How our audit addressed the key audit matter
<p>require consumers to clear old dues to get continuous electricity etc.</p> <p>Based on the above mechanism and using its best estimate, the Company has accounted ECL provision of Rs. 685.45 crore as on the Balance sheet date.</p> <p>The appropriateness of the provision for expected credit loss is subjective due to the high degree of judgment applied by management. Due to the significance of trade receivables and the related estimation uncertainty this is considered to be a key audit matter.</p>	<p>amount due from customers for estimating the amount of ECL allowance.</p> <ul style="list-style-type: none"> • Evaluated management's continuous assessment of the assumptions used in the credit loss provision computation. These considerations include whether there are regular receipts from the customers and the Company's past collection history. • Verified mathematical accuracy of provision computation based on credit loss estimation model used and other factors considered by the management. • Assessed the disclosures in the financial statements. • Obtained necessary management representation.
<p>(b) <u>Accrual of regulatory assets/liabilities for items which are subject matter of true up in tariff/true-up orders</u> (as described in Note 27 of the financial statements)</p>	
<p>Being regulated distribution business, tariff of the Company is determined by the regulator on cost plus return on equity basis wherein the cost is subject to prudential norms. The Company invoices its customers on the basis of pre-approved tariff which is subject to true up.</p> <p>The Company recognizes revenue at the amount invoiced to customers based on pre-approved tariff rates. As the Company is entitled to a fixed return on equity and applicable incentives, the difference between the revenue recognized and entitlement as per the regulation is recognized as regulatory assets/liabilities. The Company has</p>	<p>Our audit procedures included the following:</p> <ul style="list-style-type: none"> • Obtained an understanding of the Company's process and tested internal controls associated with the estimation and recoverability of such regulatory deferral balances. • Read the tariff regulations and tariff orders and evaluated relevant clauses to understand management's assessment on allowability of various income and expenses and consequent recognition/ measurement of regulatory deferral account balances. • Discussed with the management to understand their assessment on each qualitative and quantitative factor and reviewed consistency of the



S R B C & CO LLP
Chartered Accountants
22 Camac Street
Block 'B', 3rd Floor
Kolkata – 700016, India

Tej Raj & Pal
Chartered Accountants
Plot No. 1278/2256/4294
Govinda Prasad, Bomikhal
Behind Ekamra Film Talkies
Bhubaneswar – 751010

Key audit matters	How our audit addressed the key audit matter
<p>regulatory liability of Rs. 9.05 crore as at March 31, 2026.</p> <p>Accruals are determined based on tariff regulations and tariff/true-up orders and are subject to verification and approval by the regulators. Further the costs incurred are subject to prudential checks and prescribed norms.</p> <p>Judgements are made in determining the accruals including interpretation of tariff regulations and tariff/true-up orders.</p> <p>During the current year, in the true-up order for FY 2023-24 and FY 2024-25, the regulator allowed certain claims / expenses on provisional basis which are lower than the claim submitted by the Company under ARR for FY 2023-24 and FY 2024-25. The regulator further decided to verify these additional expenditures through a Special Audit. Consequently, the regulator has decided to issue suitable orders in accordance with the findings of the Special Audit.</p> <p>The Company is taking steps considered appropriate by the management to claim lower allowances and has treated these expenses as recoverable/ pass-through to the consumer through subsequent regulatory orders.</p> <p>Considering judgements involved in estimating various elements of tariff</p>	<p>management's explanation with the underlying documentation, rules, and regulations.</p> <ul style="list-style-type: none"> • Assessed management's evaluation for the likely outcome in respect of material disallowances in the true-up order made by the regulator. • Assessed impact, if any, recognized by the Company in respect of tariff/true-up orders received. • Re-calculated workings obtained from the management to check arithmetical accuracy of the calculations. • Assessed disclosures made by the Company in accordance with the requirements of Ind AS 114 "Regulatory Deferral Accounts." • Obtained necessary management representation.



S R B C & CO LLP
Chartered Accountants
22 Camac Street
Block 'B', 3rd Floor
Kolkata – 700016, India

Tej Raj & Pal
Chartered Accountants
Plot No. 1278/2256/4294
Govinda Prasad, Bomikhal
Behind Ekamra Film Talkies
Bhubaneswar – 751010

Key audit matters	How our audit addressed the key audit matter
regulations and tariff/true-up orders and resulting regulatory deferral account balance, we have determined this to be a key audit matter.	

Other Information

The Company's Board of Directors is responsible for the other information. The other information comprises the information included in the Board report, but does not include the financial statements and our auditor's report thereon.

Our opinion on the financial statements does not cover the other information and we do not express any form of assurance conclusion thereon.

In connection with our audit of the financial statements, our responsibility is to read the other information and, in doing so, consider whether such other information is materially inconsistent with the financial statements or our knowledge obtained in the audit or otherwise appears to be materially misstated. If, based on the work we have performed, we conclude that there is a material misstatement of this other information, we are required to report that fact. We have nothing to report in this regard.

Responsibilities of Management for the Financial Statements

The Company's Board of Directors is responsible for the matters stated in section 134(5) of the Act with respect to the preparation of these financial statements that give a true and fair view of the financial position, financial performance including other comprehensive income, cash flows and changes in equity of the Company in accordance with the accounting principles generally accepted in India, including the Indian Accounting Standards (Ind AS) specified under section 133 of the Act read with the Companies (Indian Accounting Standards) Rules, 2015, as amended. This responsibility also includes maintenance of adequate accounting records in accordance with the provisions of the Act for safeguarding of the assets of the Company and for preventing and detecting frauds and other irregularities; selection and application of appropriate accounting policies; making judgments and estimates that are reasonable and prudent; and the design, implementation and maintenance of adequate internal financial controls, that were operating effectively for ensuring the accuracy and completeness of the accounting records, relevant to the preparation and presentation of the financial statements that give a true and fair view and are free from material misstatement,



S R B C & CO LLP
Chartered Accountants
22 Camac Street
Block 'B', 3rd Floor
Kolkata – 700016, India

Tej Raj & Pal
Chartered Accountants
Plot No. 1278/2256/4294
Govinda Prasad, Bomikhal
Behind Ekamra Film Talkies
Bhubaneswar – 751010

whether due to fraud or error.

In preparing the financial statements, management is responsible for assessing the Company's ability to continue as a going concern, disclosing, as applicable, matters related to going concern and using the going concern basis of accounting unless management either intends to liquidate the Company or to cease operations, or has no realistic alternative but to do so.


Those Board of Directors are also responsible for overseeing the Company's financial reporting process.

Auditor's Responsibilities for the Audit of the Financial Statements

Our objectives are to obtain reasonable assurance about whether the financial statements as a whole are free from material misstatement, whether due to fraud or error, and to issue an auditor's report that includes our opinion. Reasonable assurance is a high level of assurance, but is not a guarantee that an audit conducted in accordance with SAs will always detect a material misstatement when it exists. Misstatements can arise from fraud or error and are considered material if, individually or in the aggregate, they could reasonably be expected to influence the economic decisions of users taken on the basis of these financial statements.

As part of an audit in accordance with SAs, we exercise professional judgment and maintain professional skepticism throughout the audit. We also:

- Identify and assess the risks of material misstatement of the financial statements, whether due to fraud or error, design and perform audit procedures responsive to those risks, and obtain audit evidence that is sufficient and appropriate to provide a basis for our opinion. The risk of not detecting a material misstatement resulting from fraud is higher than for one resulting from error, as fraud may involve collusion, forgery, intentional omissions, misrepresentations, or the override of internal control.
- Obtain an understanding of internal control relevant to the audit in order to design audit procedures that are appropriate in the circumstances. Under section 143(3)(i) of the Act, we are also responsible for expressing our opinion on whether the Company has adequate internal financial controls with reference to financial statements in place and the operating effectiveness of such controls.
- Evaluate the appropriateness of accounting policies used and the reasonableness of accounting estimates and related disclosures made by management.
- Conclude on the appropriateness of management's use of the going concern basis of



S R B C & CO LLP
Chartered Accountants
22 Camac Street
Block 'B', 3rd Floor
Kolkata – 700016, India

Tej Raj & Pal
Chartered Accountants
Plot No. 1278/2256/4294
Govinda Prasad, Bomikhal
Behind Ekamra Film Talkies
Bhubaneswar – 751010

accounting and, based on the audit evidence obtained, whether a material uncertainty exists related to events or conditions that may cast significant doubt on the Company's ability to continue as a going concern. If we conclude that a material uncertainty exists, we are required to draw attention in our auditor's report to the related disclosures in the financial statements or, if such disclosures are inadequate, to modify our opinion. Our conclusions are based on the audit evidence obtained up to the date of our auditor's report. However, future events or conditions may cause the Company to cease to continue as a going concern.

- Evaluate the overall presentation, structure and content of the financial statements, including the disclosures, and whether the financial statements represent the underlying transactions and events in a manner that achieves fair presentation.


We communicate with those charged with governance regarding, among other matters, the planned scope and timing of the audit and significant audit findings, including any significant deficiencies in internal control that we identify during our audit.

We also provide those charged with governance with a statement that we have complied with relevant ethical requirements regarding independence, and to communicate with them all relationships and other matters that may reasonably be thought to bear on our independence, and where applicable, related safeguards.

From the matters communicated with those charged with governance, we determine those matters that were of most significance in the audit of the financial statements for the financial year ended March 31, 2026 and are therefore the key audit matters. We describe these matters in our auditor's report unless law or regulation precludes public disclosure about the matter or when, in extremely rare circumstances, we determine that a matter should not be communicated in our report because the adverse consequences of doing so would reasonably be expected to outweigh the public interest benefits of such communication.

Report on Other Legal and Regulatory Requirements


1. As required by the Companies (Auditor's Report) Order, 2020 ("the Order"), issued by the Central Government of India in terms of sub-section (11) of section 143 of the Act, we give in the "Annexure 1" a statement on the matters specified in paragraphs 3 and 4 of the Order.
2. As required by Section 143(3) of the Act, we report, to the extent applicable, that:



S R B C & CO LLP
Chartered Accountants
22 Camac Street
Block 'B', 3rd Floor
Kolkata – 700016, India

Tej Raj & Pal
Chartered Accountants
Plot No. 1278/2256/4294
Govinda Prasad, Bomikhal
Behind Ekamra Film Talkies
Bhubaneswar – 751010


- (a) We have sought and obtained all the information and explanations which to the best of our knowledge and belief were necessary for the purposes of our audit;
- (b) In our opinion, proper books of account as required by law have been kept by the Company so far as it appears from our examination of those books [also refer to paragraph (h) (vi) below];
- (c) The Balance Sheet, the Statement of Profit and Loss including the statement of Other Comprehensive Income, the Cash Flow Statement and Statement of Changes in Equity dealt with by this Report are in agreement with the books of account;
- (d) In our opinion, the aforesaid financial statements comply with the Accounting Standards specified under Section 133 of the Act, read with Companies (Indian Accounting Standards) Rules, 2015, as amended, specified under section 133 of the Act;
- (e) On the basis of the written representations received from the directors as on March 31, 2026 taken on record by the Board of Directors, none of the directors is disqualified as on March 31, 2026 from being appointed as a director in terms of Section 164 (2) of the Act;
- (f) With respect to the adequacy of the internal financial controls with reference to these financial statements and the operating effectiveness of such controls, refer to our separate Report in "Annexure 2" to this report;
- (g) In our opinion, the managerial remuneration for the year ended March 31, 2026 has been paid / provided by the Company to its directors in accordance with the provisions of section 197 read with Schedule V to the Act;
- (h) With respect to the other matters to be included in the Auditor's Report in accordance with Rule 11 of the Companies (Audit and Auditors) Rules, 2014, as amended in our opinion and to the best of our information and according to the explanations given to us:



S R B C & CO LLP
Chartered Accountants
22 Camac Street
Block 'B', 3rd Floor
Kolkata – 700016, India

Tej Raj & Pal
Chartered Accountants
Plot No. 1278/2256/4294
Govinda Prasad, Bomikhal
Behind Ekamra Film Talkies
Bhubaneswar – 751010

- i. The Company has disclosed the impact of pending litigations on its financial position in its financial statements – Refer Note 37 and 19.04 to the financial statements;
- ii. The Company did not have any long-term contracts including derivative contracts for which there were any material foreseeable losses;
- iii. There were no amounts which were required to be transferred to the Investor Education and Protection Fund by the Company.
- iv.
 - a) The management has represented that, to the best of its knowledge and belief, as disclosed in note 46 (vi) to the financial statements, no funds have been advanced or loaned or invested (either from borrowed funds or share premium or any other sources or kind of funds) by the Company to or in any other person or entity, including foreign entities (“Intermediaries”), with the understanding, whether recorded in writing or otherwise, that the Intermediary shall, whether, directly or indirectly lend or invest in other persons or entities identified in any manner whatsoever by or on behalf of the Company (“Ultimate Beneficiaries”) or provide any guarantee, security or the like on behalf of the Ultimate Beneficiaries;
 - b) The management has represented that, to the best of its knowledge and belief, as disclosed in note 46 (vii) to the financial statements, no funds have been received by the Company from any person or entity, including foreign entities (“Funding Parties”), with the understanding, whether recorded in writing or otherwise, that the Company shall, whether, directly or indirectly, lend or invest in other persons or entities identified in any manner whatsoever by or on behalf of the Funding Party (“Ultimate Beneficiaries”) or provide any guarantee, security or the like on behalf of the Ultimate Beneficiaries; and
 - c) Based on such audit procedures performed that have been considered reasonable and appropriate in the circumstances, nothing has come to our notice that has caused us to believe that the representations under sub-clause (a) and (b) contain any material misstatement.



S R B C & CO LLP
Chartered Accountants
22 Camac Street
Block 'B', 3rd Floor
Kolkata – 700016, India

Tej Raj & Pal
Chartered Accountants
Plot No. 1278/2256/4294
Govinda Prasad, Bomikhal
Behind Ekamra Film Talkies
Bhubaneswar – 751010

- v. As stated in note 17 to the financial statements, the Board of Directors of the Company have proposed final dividend for the year which is subject to the approval of the members at the ensuing Annual General Meeting. The dividend declared is in accordance with section 123 of the Act to the extent it applies to declaration of dividend.
- vi. Based on our examination which included test checks, the Company has used accounting software(s) for maintaining its books of account which has a feature of recording audit trail (edit log) facility and the same has operated throughout the year for all relevant transactions recorded in the software as described in note 48 to the financial statements. Further, during the course of our audit we did not come across any instance of audit trail feature being tampered with in respect of accounting software(s). Additionally, the audit trail of relevant prior years has been preserved by the company as per the statutory requirements for record retention, to the extent it was enabled and recorded in those respective years, as stated in Note 48 to the financial statements.

For **S R B C & CO LLP**
Chartered Accountants
ICAI Firm Registration Number: 324982E/E300003

For **Tej Raj & Pal**
Chartered Accountants
ICAI Firm registration number: 304124E

Shivam Chowdhary



per Shivam Chowdhary

Partner

Membership Number: 067077

UDIN: 26067077YTEDUT8822

Place of Signature: Kolkata

Date: April 22, 2026

Dinakar Mohanty



Per Dinakar Mohanty

Partner

Membership Number: 059390

UDIN: 26059390BMKIBL9134

Place of Signature: Bhubaneswar

Date: April 22, 2026

S R B C & CO LLP
Chartered Accountants
22 Camac Street
Block 'B', 3rd Floor
Kolkata – 700016, India

Tej Raj & Pal
Chartered Accountants
Plot No. 1278/2256/4294
Govinda Prasad, Bomikhal
Behind Ekamra Film Talkies
Bhubaneswar – 751010

Annexure 1 referred to in paragraph under the heading “Report on other legal and regulatory requirements” of our report of even date

Re: TP Western Odisha Distribution Limited (“the Company”)

In terms of the information and explanations sought by us and given by the Company and the books of account and records examined by us in the normal course of audit and to the best of our knowledge and belief, we state that:

- (i) (a) (A) The Company has maintained proper records showing full particulars, including quantitative details and situation of Property, Plant and Equipment.
- (B) The Company has maintained proper records showing full particulars of intangibles assets.
- (b) All Property, Plant and Equipment have not been physically verified by the management during the year but there is a regular programme of verification of all the Property, Plant and Equipment over a period of three years which, in our opinion, is reasonable having regard to the size of the Company and the nature of its assets. In accordance with the planned programme, a portion of the Property, Plant and Equipment was verified during the year. No material discrepancies were noticed on such verification.
- (c) The Company does not hold any land in its name. As regard the buildings, thereon, the Company retains operational rights over the buildings used for the purpose of carrying out distribution business under a license granted by the Odisha Electricity Regulatory Commission. Thus, verification of title deeds is not applicable for such buildings.
- (d) The Company has not revalued its Property, Plant and Equipment or intangible assets during the year ended March 31, 2026.
- (e) There are no proceedings initiated or are pending against the Company for holding any benami property under the Prohibition of Benami Property Transactions Act, 1988 and rules made thereunder.
- (ii) (a) Physical verification of inventory has been conducted at reasonable intervals during the year by management. In our opinion, the coverage and procedure of such verification by the management is appropriate. There were no discrepancies of 10% or more noticed, in the aggregate for each class of inventory.



S R B C & CO LLP
Chartered Accountants
22 Camac Street
Block 'B', 3rd Floor
Kolkata – 700016, India

Tej Raj & Pal
Chartered Accountants
Plot No. 1278/2256/4294
Govinda Prasad, Bomikhal
Behind Ekamra Film Talkies
Bhubaneswar – 751010

(b) As disclosed in note 21 to the financial statements, the Company has been sanctioned working capital limits in excess of Rs. five crores in aggregate from banks during the year on the basis of security of current assets of the Company. Based on the records examined by us in the normal course of audit of the financial statements, the quarterly returns/statements filed by the Company with such banks are in agreement with the unaudited books of accounts of the Company. The Company does not have sanctioned working capital limits in excess of Rs. five crores in aggregate from financial institutions during the year on the basis of security of current assets of the Company.

(iii) (a) During the year, the Company has provided unsecured loans to its employees as follows:

(Amount in Rs. Crores)

Particulars	Loans
Aggregate amount provided during the year	
- Employees	14.12
Balancing outstanding as at balance sheet date in respect above cases (post-acquisition of business)	
Employees	9.88

During the year, the Company has not provided loans, advances in the nature of loans, stood guarantee or provided security to companies, firms, Limited Liability Partnerships or any party other than as mentioned above.

- (b) During the year the investments made and the terms and conditions of the grant of all loans and advances in the nature of loans are not prejudicial to the Company's interest. Further, during the year, the Company has not provided guarantees, provided security and granted loans and advances in the nature of loan to firms, Limited Liability Partnerships or any other party.
- (c) The Company has granted loans during the year to employees where the schedule of repayment of principal has been stipulated and the repayment of receipts are regular.
- (d) There are no amounts of loans and advances in the nature of loans granted to companies, firms, limited liability partnerships or any other parties which are overdue for more than ninety days.



S R B C & CO LLP
Chartered Accountants
22 Camac Street
Block 'B', 3rd Floor
Kolkata – 700016, India

Tej Raj & Pal
Chartered Accountants
Plot No. 1278/2256/4294
Govinda Prasad, Bomikhal
Behind Ekamra Film Talkies
Bhubaneswar – 751010

- (e) There were no loans or advance in the nature of loan granted to companies, firms, limited liability partnerships or any other parties which was fallen due during the year, that have been renewed or extended or fresh loans granted to settle the overdues of existing loans given to the same parties.
- (f) The Company has not granted any loans or advances in the nature of loans, either repayable on demand or without specifying any terms or period of repayment to companies, firms, limited liability partnerships or any other parties. Accordingly, the requirement to report on clause 3(iii)(f) of the Order is not applicable to the Company.
- (iv) There are no loans, investments, guarantees, and security in respect of which provisions of section 185 of the Companies Act, 2013 are applicable. The Company has made investments in respect of which provisions of section 186 of the Companies Act, 2013 are applicable have been complied with by the Company. The Company has not given any loans /guarantees/ provided security to which the provisions of section 186 of the Companies Act 2013 apply.
- (v) The Company has neither accepted any deposits from the public nor accepted any amounts which are deemed to be deposits within the meaning of sections 73 to 76 of the Companies Act and the rules made thereunder, to the extent applicable. Accordingly, the requirement to report on clause 3(v) of the Order is not applicable to the Company.
- (vi) We have broadly reviewed the books of account maintained by the Company pursuant to the rules made by the Central Government for the maintenance of cost records under section 148(1) of the Companies Act, 2013, related to the service of distribution of electricity, and are of the opinion that prima facie, the specified accounts and records have been made and maintained. We have not, however, made a detailed examination of the same.
- (vii) (a) The Company is regular in depositing with appropriate authorities undisputed statutory dues including goods and services tax, provident fund, employees' state insurance, income-tax, cess and other statutory dues applicable to it. According to the information and explanations given to us and based on audit procedures performed by us, no undisputed amounts payable in respect of these statutory dues were outstanding, at the year end, for a period of more than six months from the date they became payable. During the year, the Company did not have any undisputed dues towards sales-tax, service tax, duty of excise, duty of customs and value added tax.



S R B C & CO LLP
Chartered Accountants
22 Camac Street
Block 'B', 3rd Floor
Kolkata – 700016, India

Tej Raj & Pal
Chartered Accountants
Plot No. 1278/2256/4294
Govinda Prasad, Bomikhal
Behind Ekamra Film Talkies
Bhubaneswar – 751010

- (b) The dues of provident fund, value added tax and income tax have not been deposited on account of any dispute, are as follows:

Name of the statute	Nature of dues	Amount (Rs in crores)	Period to which the amount relates (Financial Year)	Forum where dispute is pending
EPF & MP Act, 1952	Provident Fund	8.78	Nov'98 to Mar'15	Labour Tribunal, Bhubaneswar
EPF & MP Act, 1952	Provident Fund	2.12	Nov'98 to Oct'13	High Court
Orissa VAT Act, 2004	Value Added Tax	0.28	May'11, Feb'13, June'13 to July'13	GST Officer, Sambalpur
The Income Tax Act, 1961	Direct tax	0.02	FY 2020-21	CIT(A)

There are no dues of goods and services tax, employees' state insurance, service tax, sales-tax, customs duty, excise duty, cess and other statutory dues which have not been deposited on account of any dispute.

- (viii) The Company has not surrendered or disclosed any transaction, previously unrecorded in the books of account, in the tax assessments under the Income Tax Act, 1961 as income during the year. Accordingly, the requirement to report on clause 3(viii) of the Order is not applicable to the Company.
- (ix) (a) The Company has not defaulted in repayment of loans or other borrowings or in the payment of interest thereon to any lender
- (b) The Company has not been declared willful defaulter by any bank or financial institution or government or any government authority.
- (c) Term loans were applied for the purpose for which the loans were obtained.
- (d) On an overall examination of the financial statements of the Company, no funds raised on short-term basis have been used for long-term purposes by the Company.



S R B C & CO LLP
Chartered Accountants
22 Camac Street
Block 'B', 3rd Floor
Kolkata – 700016, India

Tej Raj & Pal
Chartered Accountants
Plot No. 1278/2256/4294
Govinda Prasad, Bomikhal
Behind Ekamra Film Talkies
Bhubaneswar – 751010

- (e) The Company does not have any subsidiary, associate, or joint venture. Accordingly, the requirement to report on clause 3(ix)(e) of the Order is not applicable to the Company.
- (f) The Company does not have any subsidiary, associate, or joint venture. Accordingly, the requirement to report on clause 3(ix)(f) of the Order is not applicable to the Company.
- (x) (a) The Company has not raised any money during the year by way of initial public offer / further public offer (including debt instruments) hence, the requirement to report on clause 3(x)(a) of the Order is not applicable to the Company.
- (b) The Company has not made any preferential allotment or private placement of shares /fully or partially or optionally convertible debentures during the year under audit and hence, the requirement to report on clause 3(x)(b) of the Order is not applicable to the Company.
- (xi) (a) No fraud by the Company or no material fraud on the Company has been noticed or reported during the year.
- (b) During the year, no report under sub-section (12) of section 143 of the Companies Act, 2013 has been filed by cost auditor/ secretarial auditor or by us in Form ADT – 4 as prescribed under Rule 13 of Companies (Audit and Auditors) Rules, 2014 with the Central Government.
- (c) We have taken into consideration the whistle blower complaints received by the Company during the year while determining the nature, timing and extent of audit procedures.
- (xii) (a) The Company is not a Nidhi company as per the provisions of the Companies Act, 2013. Therefore, the requirement to report on clause 3(xii)(a) of the Order is not applicable to the Company.
- (b) The Company is not a nidhi company as per the provisions of the Companies Act, 2013. Therefore, the requirement to report on clause 3(xii)(b) of the Order is not applicable to the Company.
- (c) The Company is not a nidhi company as per the provisions of the Companies Act, 2013. Therefore, the requirement to report on clause 3(xii)(c) of the Order is not applicable to the Company.



S R B C & CO LLP
Chartered Accountants
22 Camac Street
Block 'B', 3rd Floor
Kolkata – 700016, India

Tej Raj & Pal
Chartered Accountants
Plot No. 1278/2256/4294
Govinda Prasad, Bomikhal
Behind Ekamra Film Talkies
Bhubaneswar – 751010

- (xiii) Transactions with the related parties are in compliance with section 177 and 188 of the Companies Act, 2013 where applicable and the details have been disclosed in the notes to the financial statements, as required by the applicable accounting standards.
- (xiv) (a) The Company has an internal audit system commensurate with the size and nature of its business.
- (b) The internal audit reports of the Company issued till the date of the audit report, for the period under audit have been considered by us.
- (xv) The Company has not entered into any non-cash transactions with its directors or persons connected with its directors and hence requirement to report on clause 3(xv) of the Order is not applicable to the Company.
- (xvi) (a) The provisions of section 45-IA of the Reserve Bank of India Act, 1934 (2 of 1934) are not applicable to the Company. Accordingly, the requirement to report on clause (xvi)(a) of the Order is not applicable to the Company.
- (b) The Company is not engaged in any Non-Banking Financial or Housing Finance activities. Accordingly, the requirement to report on clause (xvi)(b) of the Order is not applicable to the Company.
- (c) The Company is not a Core Investment Company (CIC) as defined in the regulations made by Reserve Bank of India. Accordingly, the requirement to report on clause 3(xvi)(c) of the Order is not applicable to the Company.
- (d) According to the information and explanation given to us by the management, the Group has five CICs which are registered with the Reserve Bank of India and One CIC which is not required to be registered with the Reserve Bank of India.
- (xvii) The Company has not incurred cash losses in the current year as well as in the immediately preceding financial year respectively.
- (xviii) There has been no resignation of the statutory auditors during the year and accordingly requirement to report on Clause 3(xviii) of the Order is not applicable to the Company.
- (xix) On the basis of the financial ratios disclosed in note 43 to the financial statements, ageing and expected dates of realisation of financial assets and payment of financial liabilities, other information accompanying the financial statements, our knowledge of



S R B C & CO LLP
Chartered Accountants
22 Camac Street
Block 'B', 3rd Floor
Kolkata – 700016, India

Tej Raj & Pal
Chartered Accountants
Plot No. 1278/2256/4294
Govinda Prasad, Bomikhal
Behind Ekamra Film Talkies
Bhubaneswar – 751010

the Board of Directors and management plans and based on our examination of the evidence supporting the assumptions, nothing has come to our attention, which causes us to believe that any material uncertainty exists as on the date of the audit report that Company is not capable of meeting its liabilities existing at the date of balance sheet as and when they fall due within a period of one year from the balance sheet date. We, however, state that this is not an assurance as to the future viability of the Company. We further state that our reporting is based on the facts up to the date of the audit report and we neither give any guarantee nor any assurance that all liabilities falling due within a period of one year from the balance sheet date, will get discharged by the Company as and when they fall due.

- (xx) (a) In respect of other than ongoing projects, there are no unspent amounts that are required to be transferred to a fund specified in Schedule VII of the Companies Act (the Act), in compliance with second proviso to sub section 5 of section 135 of the Act. This matter has been disclosed in note 33.03 to the financial statements.
- (b) There are no unspent amounts in respect of ongoing projects, that are required to be transferred to a special account in compliance of provision of sub section (6) of section 135 of Companies Act. This matter has been disclosed in note 33.03 to the financial statements.
- (xxi) The Company does not have any subsidiary, associate or joint venture. Accordingly, the requirement to report on clause 3(xxii) of the Order is not applicable to the Company.


For **S R B C & CO LLP**
Chartered Accountants
ICAI Firm Registration Number: 324982E/E300003


per **Shivam Chowdhary**

Partner
Membership Number: 067077
UDIN: 26067077YTEDUT8822
Place: Kolkata
Date: April 22, 2026



For **Tej Raj & Pal**
Chartered Accountants
ICAI Firm Registration Number: 304124E


per **Dinakar Mohanty**

Partner
Membership Number: 059396
UDIN: 26059390BMKIBL9134
Place: Bhubaneswar
Date: April 22, 2026



S R B C & CO LLP
Chartered Accountants
22 Camac Street
Block 'B', 3rd Floor
Kolkata – 700016, India

Tej Raj & Pal
Chartered Accountants
Plot No. 1278/2256/4294
Govinda Prasad, Bomikhal
Behind Ekamra Film Talkies
Bhubaneswar – 751010

Annexure 2 To the Independent Auditor's Report of even date on the financial statements Of TP Western Odisha Distribution Limited

Report on the Internal Financial Controls under Clause (i) of Sub-section 3 of Section 143 of the Companies Act, 2013 ("the Act")

We have audited the internal financial controls with reference to financial statements of TP Western Odisha Distribution Limited ("the Company") as of March 31, 2026 in conjunction with our audit of the financial statements of the Company for the year ended on that date.


Management's Responsibility for Internal Financial Controls

The Company's Management is responsible for establishing and maintaining internal financial controls based on the internal control over financial reporting criteria established by the Company considering the essential components of internal control stated in the Guidance Note on Audit of Internal Financial Controls Over Financial Reporting issued by the Institute of Chartered Accountants of India ("ICAI"). These responsibilities include the design, implementation and maintenance of adequate internal financial controls that were operating effectively for ensuring the orderly and efficient conduct of its business, including adherence to the Company's policies, the safeguarding of its assets, the prevention and detection of frauds and errors, the accuracy and completeness of the accounting records, and the timely preparation of reliable financial information, as required under the Companies Act, 2013.

Auditor's Responsibility

Our responsibility is to express an opinion on the Company's internal financial controls with reference to these financial statements based on our audit. We conducted our audit in accordance with the Guidance Note on Audit of Internal Financial Controls Over Financial Reporting (the "Guidance Note") and the Standards on Auditing, as specified under section 143(10) of the Act, to the extent applicable to an audit of internal financial controls, both issued by ICAI. Those Standards and the Guidance Note require that we comply with ethical requirements and plan and perform the audit to obtain reasonable assurance about whether adequate internal financial controls with reference to these financial statements was established and maintained and if such controls operated effectively in all material respects.

Our audit involves performing procedures to obtain audit evidence about the adequacy of the internal financial controls with reference to these financial statements and their operating effectiveness. Our audit of internal financial controls with reference to financial statements



S R B C & CO LLP
Chartered Accountants
22 Camac Street
Block 'B', 3rd Floor
Kolkata – 700016, India

Tej Raj & Pal
Chartered Accountants
Plot No. 1278/2256/4294
Govinda Prasad, Bomikhal
Behind Ekamra Film Talkies
Bhubaneswar – 751010

included obtaining an understanding of internal financial controls with reference to these financial statements, assessing the risk that a material weakness exists, and testing and evaluating the design and operating effectiveness of internal control based on the assessed risk. The procedures selected depend on the auditor's judgement, including the assessment of the risks of material misstatement of the financial statements, whether due to fraud or error.

We believe that the audit evidence we have obtained is sufficient and appropriate to provide a basis for our audit opinion on the Company's internal financial controls with reference to these financial statements.

Meaning of Internal Financial Controls With Reference to these Financial Statements

A company's internal financial controls with reference to financial statements is a process designed to provide reasonable assurance regarding the reliability of financial reporting and the preparation of financial statements for external purposes in accordance with generally accepted accounting principles. A company's internal financial controls with reference to financial statements includes those policies and procedures that (1) pertain to the maintenance of records that, in reasonable detail, accurately and fairly reflect the transactions and dispositions of the assets of the company; (2) provide reasonable assurance that transactions are recorded as necessary to permit preparation of financial statements in accordance with generally accepted accounting principles, and that receipts and expenditures of the company are being made only in accordance with authorisations of management and directors of the company; and (3) provide reasonable assurance regarding prevention or timely detection of unauthorised acquisition, use, or disposition of the company's assets that could have a material effect on the financial statements.

Inherent Limitations of Internal Financial Controls With Reference to Financial Statements

Because of the inherent limitations of internal financial controls with reference to financial statements, including the possibility of collusion or improper management override of controls, material misstatements due to error or fraud may occur and not be detected. Also, projections of any evaluation of the internal financial controls with reference to financial statements to future periods are subject to the risk that the internal financial control with reference to financial statements may become inadequate because of changes in conditions, or that the degree of compliance with the policies or procedures may deteriorate.



S R B C & CO LLP
Chartered Accountants
22 Camac Street
Block 'B', 3rd Floor
Kolkata – 700016, India

Tej Raj & Pal
Chartered Accountants
Plot No. 1278/2256/4294
Govinda Prasad, Bomikhal
Behind Ekamra Film Talkies
Bhubaneswar – 751010

Opinion

In our opinion, the Company has, in all material respects, adequate internal financial controls with reference to financial statements and such internal financial controls with reference to financial statements were operating effectively as at March 31, 2026, based on the internal control over financial reporting criteria established by the Company considering the essential components of internal control stated in the Guidance Note issued by the ICAI.

For **S R B C & CO LLP**
Chartered Accountants
ICAI Firm Registration Number: 324982E/E300003

Shivam Chowdhary



per Shivam Chowdhary
Partner

Membership Number: 067077
UDIN: 26067077YTEDUT8822
Place: Kolkata
Date: April 22, 2026

For **Tej Raj & Pal**
Chartered Accountants
ICAI Firm Registration Number: 304124E

Dinakar Mohanty



per Dinakar Mohanty
Partner

Membership Number: 059390
UDIN: 26059390BMKIBL9134
Place: Bhubaneswar
Date: April 22, 2026

BALANCE SHEET AS AT MARCH 31, 2026

Particulars	Notes	As at	
		March 31, 2026	March 31, 2025
		₹ in Crores	₹ in Crores
I. ASSETS			
(A) Non-current assets			
(a) Property, plant and equipment	4	5,025.04	4,063.23
(b) Capital work-in-progress	5	229.65	304.37
(c) Intangible assets	6	40.81	72.16
(d) Financial assets			
(i) Loans			
(ii) Other financial assets	7.1	8.50	2.78
(e) Deferred tax assets (net)	7.2	584.94	329.77
(f) Non-current tax assets (net)	8	109.79	116.05
(g) Other non-current assets	9	15.43	
Total non-current assets (A)	10	18.50	18.33
		6,032.66	4,906.69
(B) Current assets			
(a) Inventories			
(b) Financial assets	11	54.62	48.14
(i) Investments			
(ii) Trade receivables	12	149.45	525.47
(iii) Unbilled revenue	13	419.84	438.64
(iv) Cash and cash equivalents	14	478.72	460.35
(v) Bank balances other than (iv) above	14	494.07	350.58
(vi) Loans	14	1,915.85	1,736.24
(vii) Other financial assets	15.1	4.01	2.67
(c) Other current assets	15.2	34.28	44.74
Total current assets (B)	16	4.30	11.80
		3,555.14	3,618.63
(C) Total assets (A+B)		9,587.80	8,525.32
II. EQUITY AND LIABILITIES			
(A) EQUITY			
(a) Equity share capital			
(b) Other equity	17	1,008.69	806.05
Total equity (A)	18	463.20	301.32
		1,471.89	1,107.37
(B) LIABILITIES			
(B) Non-current liabilities			
(a) Financial liabilities			
(i) Borrowings			
(ii) Other financial liabilities	21	1,252.40	1,048.93
(b) Provisions	23	1.41	1.17
(c) Capital Grant and Consumer contribution towards capital assets	19	553.81	471.25
(d) Other non-current liabilities	20	2,765.34	2,140.25
Total non-current liabilities (B)	22	321.25	449.90
		4,894.21	4,111.50
(C) Current liabilities			
(a) Financial liabilities			
(i) Borrowings			
(ii) Trade Payables	21	58.44	44.29
(a) Total outstanding dues of micro enterprises and small enterprises			
(b) Total outstanding dues of trade payables other than micro enterprises and small enterprises	24	66.81	51.99
(iii) Other financial liabilities	24	859.06	1,009.19
(b) Other current liabilities	25	1,917.87	1,815.17
(c) Provisions	26	287.75	321.23
(d) Current tax liabilities (net)	19	22.72	22.10
Total current liabilities (C)	9	-	3.73
		3,212.65	3,167.70
(D) Total liabilities (B+C)		8,106.86	7,279.20
(E) Regulatory deferral account - liability		9.05	138.75
(F) Total equity and liabilities (A+D+E)	27	9,587.80	8,525.32

The accompanying notes form an integral part of the Financial Statements

As per our report of even date

For S R B C & CO LLP
 Chartered Accountants
 ICAI FRN: 324982E/ E300093
 Shivam Chowdhary
 per Shivam Chowdhary
 Partner
 Membership No. 067077
 Place: Kolkata
 Date: April 22, 2026



For TEJ RAJ & PAL
 Chartered Accountants
 ICAI FRN: 304124E
 Dinakar Mohanty
 per Dinakar Mohanty
 Partner
 Membership No. 059390
 Place: Bhubaneswar
 Date: April 22, 2026



For and on behalf of the Board of TP Western Odisha Distribution Limited

Sanjay Kumar Banga
 Director
 DIN: 07785948
 Place: Bhubaneswar

Sahjeev Gupta
 Director
 DIN: 09180029
 Place: Bhubaneswar

Parveen Kumar Verma
 Chief Executive Officer
 PAN: ABPP9442N
 Place: Bhubaneswar

Mohit Jain
 Chief Financial Officer
 PAN: AGKPM1187F
 Place: Bhubaneswar

Kanaklata Swain
 Company Secretary
 Membership No: F13974
 Place: Bhubaneswar

Date: April 22, 2026

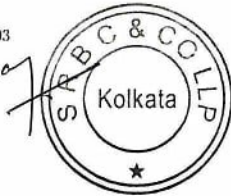
STATEMENT OF PROFIT AND LOSS FOR THE YEAR ENDED MARCH 31, 2026

Particulars	Notes	Year Ended	
		March 31, 2026	March 31, 2025
		₹ in Crores	₹ in Crores
I. Revenue from operations	28	6,240.38	6,332.80
II. Other income	29	186.99	186.26
III. Total income (I+II)		6,427.37	6,519.06
IV. Expenses			
Cost of power purchased and transmission charges	30	4,548.52	5,163.73
Employee benefits expense (net)	31	568.75	539.25
Finance costs	32	168.52	140.54
Depreciation and amortization expenses	6.01	338.55	275.47
Other expenses	33	698.16	784.90
Total expenses (IV)		6,322.50	6,903.89
V. Profit/(Loss) before movement in regulatory deferral balance and tax (III-IV)		104.87	(384.83)
VI. Movement in Regulatory Deferral Balance (net)			
Add/(Less): Net movement in regulatory deferral balances		107.97	496.42
Add/(Less): Net movement in regulatory deferral balances in respect of earlier years		-	21.88
Add/(Less): Deferred tax payable / (recoverable)		6.26	(35.23)
Total movement in Regulatory Deferral Balance (net)	27	114.23	483.07
VII. Profit before tax (V+VI)		219.10	98.24
VIII. Tax Expenses			
(1) Current tax	34	52.13	60.64
(2) Current tax in respect of earlier years	34	(1.17)	0.09
(2) Deferred tax	34	5.09	(35.13)
(4) Deferred tax in respect of earlier years	34	1.17	(0.10)
Total Tax Expenses		57.22	25.50
IX. Profit for the period (VII-VIII)		161.88	72.74
X. Other comprehensive income			
Items that will not be reclassified to profit or loss (net)	35	-	-
Total other comprehensive income for the period (X)		-	-
XI. Total comprehensive income for the period (IX+X)		161.88	72.74
XII. Earnings/(Loss) per equity share (face value ₹ 10/- each)			
Earnings/(Loss) per equity share [excluding regulatory income/(expense) (net)]			
Basic and Diluted (in ₹)	38	0.95	(4.44)
Earnings per equity share [including regulatory income/(expense) (net)]			
Basic and Diluted (in ₹)	38	2.01	1.12
The accompanying notes form an integral part of the Financial Statements			

As per our report of even date

For **S R B C & CO LLP**
Chartered Accountants
ICAI FRN: 324982E/ E300003

Shiva Chowdhary
per Shivam Chowdhary
Partner
Membership No. 067077
Place: Kolkata
Date : April 22, 2026



For **TEJ RAJ & PAL**
Chartered Accountants
ICAI FRN: 304124E

Dinakar Mohanty
per Dinakar Mohanty
Partner
Membership No. 059390
Place: Bhubaneswar
Date : April 22, 2026



For and on behalf of the Board of TP Western Odisha Distribution Limited,

Sanjay Kumar Banga
Sanjay Kumar Banga
Director
DIN: 07785948
Place: Bhubaneswar

Parveen Kumar Verma
Parveen Kumar Verma
Chief Executive Officer (CEO)
PAN: ABB14943N
Place: Bhubaneswar

Sanjeev Gupta
Sanjeev Gupta
Director
DIN: 09180029
Place: Bhubaneswar

Mohit Jain
Mohit Jain
Chief Financial Officer
PAN: AGKPJ1187F
Place: Bhubaneswar

Kanaklata Swain
Kanaklata Swain
Company Secretary
Membership No: F13974
Place: Bhubaneswar

Date : April 22, 2026

Accounting Policy

Cash flows from operating activities are reported using the indirect method, whereby profit for the year is adjusted for the effects of transactions of non-cash nature and item of income or expenses associated with investing or financing cashflows. The cash flows from operating, investing and financing activities of the Company are segregated and presented separately. The Company considers all highly liquid investments that are readily convertible to known amounts of cash and are subject to an insignificant risk of changes in value to be cash equivalents.

Particulars	Year Ended	Year Ended
	March 31, 2026	March 31, 2025
	₹ in Crores	₹ in Crores
A. Cash flow from operating activities		
Profit before tax	219.10	98.24
Adjustments for:		
Adjustments to reconcile profit / (loss) before tax to net operating Cash Flows		
Depreciation and amortization expenses	338.55	275.47
Provision for claims & compensation	0.32	2.24
Interest on consumer security deposit	69.41	79.91
Gain on sale/ fair value of investments	(8.39)	(10.55)
Finance costs (net of capitalisation)	99.11	60.63
Income from delayed payment charges	(14.06)	(14.72)
Interest income	(156.64)	(140.89)
Amortization of consumer contribution and government grant	(173.67)	(115.19)
Supervision Income	(6.93)	-
Loss on retirement of property, plant and equipment	14.67	9.99
Transfer to tariff balancing reserve	5.82	5.38
Allowance for doubtful debts	77.41	187.96
Employee stock option expenses	2.49	0.85
Operating profit before working capital changes	466.59	439.32
Adjustments for (increase)/decrease in operating assets:		
Inventories	(6.49)	9.14
Trade receivables	(58.61)	(114.40)
Unbilled revenue	(18.36)	(35.72)
Other financial assets and Loans - current	(2.23)	(2.71)
Other current assets	7.49	(6.96)
Other financial assets and loans - non current	(5.80)	0.51
Movement in operating assets	(83.20)	(170.14)
Adjustments for increase/(decrease) in operating liabilities:		
Trade payables	(135.36)	116.02
Other financial liabilities - current	3.61	24.77
Other financial liabilities - non current	(2.26)	-
Other current liabilities	14.95	50.88
Other non-current liabilities	(75.23)	(92.79)
Provision - non current	67.11	54.05
Provision - current	0.30	1.96
Regulatory deferral account- liability	(114.23)	(483.07)
Movement in operating liability	(241.09)	(328.18)
Cash flow (used in)/generated from operation	142.30	(59.00)
Income tax paid (net of refund received)	(70.12)	(71.71)
Net cash flow (used in)/generated from operating activities *	72.18	(130.71)
B. Cash flow from investing activities		
Capital expenditure on property, plant and equipment and other intangible assets (including capital work in progress and net off capital advances and creditors)	(582.00)	(673.12)
Delayed payment charges received	14.66	14.72
Interest received	168.11	143.95
Proceeds from sale of current investments	1,975.21	2,695.47
Purchase of current investments	(1,590.80)	(2,945.00)
Deposits made with banks not considered as cash and cash equivalents	(4,371.64)	(1,522.27)
Deposits matured with banks not considered as cash and cash equivalents	3,936.15	1,590.72
Net cash flow used in investing activities	(450.31)	(695.53)
C. Cash flow from financing activities		
Proceeds from issue of equity shares	103.35	80.62
Finances cost paid	(176.97)	(133.91)
Proceeds from consumer security deposit (net)	69.51	103.13
Proceeds from contribution for capital works	78.94	91.50
Proceeds/(Refund) from subsidies towards cost of capital assets (net)	229.15	(17.90)
Proceeds from Long Term borrowings	402.81	698.83
Repayment of Long Term borrowings	(180.62)	(16.98)
Proceeds/(Repayment) from Short Term Borrowings (net)	(4.55)	2.56
Net cash flow generated from financing activities	521.62	787.82
Net decrease in cash and cash equivalents	143.49	(38.42)
Cash and cash equivalents as at beginning of the year	350.58	389.00
Cash and cash equivalents at the end of year	494.07	350.58
Non-cash financing and investing activities :		
Issue of equity shares for Considerations other than Cash (Refer Note No 17)	99.29	77.45
* Net of amount spent towards corporate social responsibility	5.86	4.83
Cash and Cash equivalent includes:	As at March 31, 2026	As at March 31, 2025
	₹ in Crore	₹ in Crore
(a) Balances with banks - in current accounts	153.40	111.86
(b) Deposits with banks original maturity of less than 3 months	337.56	233.89
(c) Cash on hand	2.82	3.80
(d) Cheques on hand	0.29	0.03
Total Cash and Cash equivalents	494.07	350.58

The accompanying notes form an integral part of the Financial Statements.

As per our report of even date

For S R B C & CO LLP
 Chartered Accountants
 ICAI FRN: 324982E / F3000003
 Shiva choudhary
 per Shivam Chowdhary
 Partner
 Membership No. 067077
 Place: Kolkata
 Date: April 22, 2026



For TEJ RAJ & PAL
 Chartered Accountants
 ICAI FRN: 304124E
 Mohan
 per Dimakar Mohanty
 Partner
 Membership No. 059090
 Place: Bhubaneswar
 Date: April 22, 2026



For and on behalf of the Board of TP Western Odisha Distribution Limited

Sanjay Kumar Banga
 Director
 DIN: 07785948
 Place: Bhubaneswar

Parveen Kumar Verma
 Chief Executive Officer (CEO)
 PAN: ABHPV9443R
 Place: Bhubaneswar

Sujeet Gupta
 Director
 DIN: 09180029
 Place: Bhubaneswar

Mohit Jain
 Chief Financial Officer
 PAN: JGKPH187F
 Place: Bhubaneswar

Kanaklata Swain
 Company Secretary
 Membership No: F13974
 Place: Bhubaneswar

A. Equity Share Capital

Particulars	No. of shares	Amount (₹ in crores)
Balance as at April 1, 2025	80,60,51,100	806.05
Issued during the year	20,26,40,000	202.64
Balance as at March 31, 2026	1,00,86,91,100	1,008.69

Particulars	No. of shares	Amount (₹ in crores)
Balance as at April 1, 2024	64,79,81,100	647.98
Issued during the year	15,80,70,000	158.07
Balance as at March 31, 2025	80,60,51,100	806.05

B. Other Equity

Particulars	Retained earnings	Total
	₹ in crores	₹ in crores
Balance as at April 1, 2025	301.32	301.32
Profit for the year	161.88	161.88
Other comprehensive income/(expense) for the year	-	-
Total comprehensive income	161.88	161.88
Balance as at March 31, 2026	463.20	463.20

Particulars	Retained earnings	Total
	₹ in crores	₹ in crores
Balance as at April 1, 2024	228.58	228.58
Profit for the year	72.74	72.74
Other comprehensive income/(expense) for the year	-	-
Total comprehensive expenses	72.74	72.74
Balance as at March 31, 2025	301.32	301.32

The accompanying notes form an integral part of the Financial Statements

As per our report of even date

For **S R B C & CO LLP**
Chartered Accountants
ICAI FRN: 324982E/ E300003

Shivan Chowdhary



per **Shivan Chowdhary**
Partner
Membership No. 067077
Place: Kolkata
Date : April 22, 2026

For **TEJ RAJ & PAL**
Chartered Accountants
ICAI FRN: 304124E

Dinakar Mohanty



per **Dinakar Mohanty**
Partner
Membership No. 059390
Place: Bhubaneswar
Date : April 22, 2026

For and on behalf of the Board of TP Western Odisha Distribution Limited

Sanjay Kumar Banga

Sanjay Kumar Banga
Director
DIN: 07785948
Place: Bhubaneswar

Sanjeev Gupta

Sanjeev Gupta
Director
DIN: 09180029
Place: Bhubaneswar

Parveen Kumar Verma

Parveen Kumar Verma
Chief Executive Officer (CEO)
PAN: ANRP9431N
Place: Bhubaneswar

Mohit Jain

Mohit Jain
Chief Financial Officer
PAN: AGKPJ1187F
Place: Bhubaneswar

Kanaklata Swain

Kanaklata Swain
Company Secretary
Membership No: F13974
Place: Bhubaneswar

Date : April 22, 2026

Note 1

Corporate Information

TP Western Odisha Distribution Limited ("TPWODL" or the "Company") CIN No-U40100OR2020SGC035230 is a public limited company, domiciled and incorporated in India and is engaged in the business of distribution of electricity in Western Odisha. The Company has been incorporated on December 30, 2020 under the Companies Act, 2013 (as amended). Pursuant to vesting order issued by the Odisha Electricity Regulatory Commission ("OERC") dated December 28, 2020, the Company acquired the business of distributing power in Western Orissa ('business') from the WESCO (Western Electricity Supply Company of Odisha Limited & WESCO utility) with effect from January 1, 2021 (vesting date). Accordingly, the Company is a licensee to carry out the function of distribution and retail supply of electricity covering the distribution circles of Rourkela, Sambalpur, Bhawanipatna, Bolangir and Bargargh in the state of Odisha for a year of 25 years effective from January 1, 2021, which also marked the commencement of commercial operations for the Company.

The registered office of the company is located at The Wesco Corporate Building Burla, Besides Burla Police Station, Burla, Sambalpur, 768017, Odisha.

The Company is subsidiary of The Tata Power Company Limited (TPCL) which holds 51% equity shares and balance 49% equity shares are held by GRIDCO Limited.

Note 2

Material accounting policies

2.1 Statement of compliance

The Financial Statements have been prepared in accordance with Indian Accounting Standards (Ind AS) as notified under the Companies (Indian Accounting Standards) Rules, 2015 (as amended) read with section 133 of the Companies Act, 2013 (as amended from time to time) including the relevant provisions of Electricity Act, 2003 and rules issued thereunder. The Company also applies requirement of Division II to Schedule III of the Companies Act 2013, while presenting financial statements.

2.2 Basis of preparation and presentation

The Ind AS Financial Statements have been prepared on a historical cost basis, except for the following assets and liabilities which have been measured at fair value,

- certain financial assets and liabilities measured at fair value (Refer accounting policy regarding financial instruments), and
- employee benefit expenses (refer note 19 for accounting policy)

The financial statements are presented in ₹ and all values are rounded to the nearest crores (₹ 00,00,000), except when otherwise indicated.

The company has prepared the financial statements on the basis that it will continue to operate as a going concern.

Note 3

Other Material Accounting Policies, critical accounting estimates and judgements

Accounting policies are set out along with respective explanatory notes where it specifically relates to such transactions or balances. Other material accounting policies are set out below:

3.1 Foreign currencies

These financial statements are presented in Indian Rupee (₹), which is the functional currency of the Company.

Transactions and Balances

Transactions in foreign currencies are initially recorded by the Company at functional currency spot rates at the transaction first qualifies for recognition. Foreign currency denominated monetary assets and liabilities are translated at the exchange rate prevailing on the Balance Sheet date and exchange gains and losses arising on settlement and restatement are recognised in the Statement of Profit and Loss.

3.2 Current versus non-current classification

The Company segregates assets and liabilities into current and non-current categories for presentation in the balance sheet after considering its normal operating cycle and other criteria set out in Ind AS 1, "Presentation of Financial Statements". For this purpose, current assets and liabilities include the current portion of non-current assets and liabilities respectively. Deferred tax assets and liabilities are always classified as non-current.

The operating cycle is the time between the acquisition of assets for processing and their realization in cash and cash equivalents. The Company has identified period up to twelve months as its operating cycle.

Note 3

Other Material Accounting Policies, critical accounting estimates and judgements

3.3 Financial instruments

A financial instrument is any contract that gives rise to a financial asset of one entity and a financial liability or equity instrument of another entity.

Financial assets and financial liabilities are recognized when the Company becomes a party to the contractual provisions of the instruments.

Except for trade receivables, financial assets and financial liabilities are initially measured at fair value. Trade receivables are measured at the transaction price. Transaction costs that are directly attributable to the acquisition or issue of financial assets and financial liabilities (other than financial assets at fair value through profit or loss) are added to or deducted from the fair value of the financial assets or financial liabilities, as appropriate, on initial recognition. Transaction costs directly attributable to the acquisition of financial assets at fair value through profit or loss are recognized immediately in the Statement of Profit and Loss.

Effective interest method

The effective interest method is a method of calculating the amortised cost of a financial instrument and of allocating interest income or expense over the relevant year. The effective interest rate is the rate that exactly discounts future cash receipts or payments through the expected life of the financial instrument, or where appropriate, a shorter period.



3.4 Financial assets

All regular way purchases or sales of financial assets are recognized and derecognized on a trade date basis. Regular way purchases or sales are purchases or sales of financial assets that require delivery of assets within the time frame established by regulation or convention in the market place.

All recognized financial assets are subsequently measured in their entirety at either amortised cost or fair value, depending on the classification of the financial assets.

3.4.1 Financial assets at amortised cost

A financial asset shall be measured at amortised cost using effective interest rates if both of the following conditions are met:

- (i) the asset is held within a business model whose objective is to hold assets for collecting contractual cash flows; and
- (ii) contractual terms of the assets give rise on specified dates to cash flows that are solely payments of principal and interest (SPPI) on the principal amount outstanding.

3.4.2 Financial assets at fair value through profit or loss (FVTPL)

Financial assets at FVTPL are carried in the balance sheet at fair value with net changes in fair value recognised in the statement of profit and loss.

3.4.3 Financial assets designated at fair value through other comprehensive income (FVTOCI) (debt instruments)

A 'financial asset' is classified as at the FVTOCI if both the following criteria are met:

- (a) the objective of the business model is achieved both by collecting contractual cash flows and selling the financial assets, and
- (b) the assets' contractual cash flows represent SPPI.

3.4.4 Impairment of financial asset

The Company applies the expected credit loss (ECL) model for recognizing impairment loss on financial assets measured at amortised cost, trade receivables and other contractual rights to receive cash or other financial asset not designated as at FVTPL.

For trade receivables or any contractual right to receive cash or another financial asset that result from transactions that are within the scope of Ind AS 115 "Revenue from Contracts with Customers", the Company always measures the loss allowance at an amount equal to lifetime expected credit losses using the simplified approach permitted under Ind AS 109 "Financial Instruments".

Further, for the purpose of measuring lifetime expected credit loss allowance for trade receivables, the Company has used a practical expedient as permitted under Ind AS 109. This expected credit loss allowance is computed based on a provision matrix which takes into account historical credit loss experience, adjusted for forward-looking factors specific to the debtors and the economic environment.

3.4.5 Derecognition of financial asset

A financial asset (or, where applicable, a part of a financial asset or part of a Company of similar financial assets) is primarily derecognised (i.e. removed from the Company's balance sheet) when:

- (i) the right to receive Cash flows from the asset have expired, or
- (ii) the Company has transferred its rights to receive cash flows from the asset or has assumed an obligation to pay the received cash flows in full without material delay to a third party under a 'pass-through' arrangement; and either (a) the Company has transferred substantially all the risks and rewards of the asset, or (b) the Company has neither transferred nor retained substantially all the risks and rewards of the asset, but has transferred control of the asset.

When the Company has transferred its rights to receive cash flows from an asset or has entered into a pass-through arrangement, it evaluates if and to what extent it has retained the risks and rewards of ownership. When it has neither transferred nor retained substantially all of the risks and rewards of the asset, nor transferred control of the asset, the Company continues to recognise the transferred asset to the extent of the Company's continuing involvement. In that case, the Company also recognises an associated liability. The transferred asset and the associated liability are measured on a basis that reflects the rights and obligations that the Company has retained.

Note 3

Other Material Accounting Policies, critical accounting estimates and judgements

3.5 Financial liabilities and equity instruments

Initial recognition and measurement

Financial liabilities are classified, at initial recognition, as financial liabilities at fair value through profit or loss, loan and borrowings, payables, as appropriate.

All financial liabilities are recognised initially at fair value and, in the case of loans and borrowings and payables, net of directly attributable transaction costs.

The Company's financial liabilities include trade and other payables, loans and borrowings including bank overdrafts, security deposit from electricity consumers, consumer contributions for work under progress, capital creditors etc.

Subsequent measurement

For purposes of subsequent measurement, financial liabilities are classified in two categories:

- Financial liabilities at fair value through profit or loss
- Financial liabilities at amortised cost (loans and borrowings)

3.5.1 Financial Liabilities at fair value through profit or loss

Financial liabilities at fair value through profit or loss include financial liabilities held for trading and financial liabilities designated upon initial recognition as at fair value through profit or loss.

Financial liabilities designated upon initial recognition at fair value through profit or loss are designated as such at the initial date of recognition, and only if the criteria in Ind AS 109 are satisfied. For liabilities designated as FVTPL, fair value gains/ losses attributable to changes in own credit risk are recognised in OCI. These gains/ losses are not subsequently transferred to P&L. However, the Company may transfer the cumulative gain or loss within equity. All other changes in fair value of such liability are recognised in the statement of profit and loss. The Company has not designated any financial liability as at fair value through profit or loss.



3.5.2 Financial Liabilities at amortised cost (Loans and borrowings)

This is the category most relevant to the Company. After initial recognition, interest-bearing loans and borrowings are subsequently measured at amortised cost using the EIR method. Gains and losses are recognised in profit or loss when the liabilities are derecognised as well as through the EIR amortisation process.

Amortised cost is calculated by taking into account any discount or premium on acquisition and fees or costs that are an integral part of the EIR. The EIR amortisation is included as finance costs in the statement of profit and loss.

3.5.3 Equity instruments

An equity instrument is any contract that evidences a residual interest in the assets of an entity after deducting all of its liabilities. Equity instruments issued by the Company are recognised at the proceeds received, net of direct issue costs.

3.5.4 Derecognition of financial liabilities

A financial liability is derecognised when the obligation under the liability is discharged or cancelled or expires. When an existing financial liability is replaced by another from the same lender on substantially different terms, or the terms of an existing liability are substantially modified, such an exchange or modification is treated as the derecognition of the original liability and the recognition of a new liability. The difference in the respective carrying amounts is recognised in the statement of profit and loss.

3.5.5 Reclassification of financial assets & liabilities

The Company determines classification of financial assets and liabilities on initial recognition. After initial recognition, no reclassification is made for financial assets which are equity instruments and financial liabilities. For financial assets which are debt instruments, a reclassification is made only if there is a change in the business model for managing those assets. Changes to the business model are expected to be infrequent. The Company's senior management determines change in the business model as a result of external or internal changes which are significant to the Company's operations. Such changes are evident to external parties. A change in the business model occurs when the Company either begins or ceases to perform an activity that is significant to its operations. If the Company reclassifies financial assets, it applies the reclassification prospectively from the reclassification date which is the first day of the immediately next reporting period following the change in business model. The Company does not restate any previously recognized gains, losses (including impairment gains or losses) or interest.

3.5.6 Offsetting of financial instruments

Financial assets and financial liabilities are offset and the net amount is reported in the balance sheet if there is a currently enforceable legal right to offset the recognised amounts and there is an intention to settle on a net basis, to realise the assets and settle the liabilities simultaneously.

3.6 Fair value measurement

Fair value is the price that would be received to sell an asset or paid to transfer a liability in an orderly transaction between market participants at the measurement date. The fair value measurement is based on the presumption that the transaction to sell the asset or transfer the liability takes place either:

- In the principal market for the asset or liability, or
- In the absence of a principal market, in the most advantageous market for the asset or liability

The principal or the most advantageous market must be accessible by the Company.

The fair value of an asset or a liability is measured using the assumptions that market participants would use when pricing the asset or liability, assuming that market participants act in their economic best interest.

A fair value measurement of a non-financial asset takes into account a market participant's ability to generate economic benefits by using the asset in its highest and best use or by selling it to another market participant that would use the asset in its highest and best use.

The Company uses valuation techniques that are appropriate in the circumstances and for which sufficient data are available to measure fair value, maximizing the use of relevant observable inputs and minimizing the use of unobservable inputs.

All assets and liabilities for which fair value is measured or disclosed in the financial statements are categorized within the fair value hierarchy, described as follows, based on the lowest level input that is significant to the fair value measurement as a whole:

- Level 1 — Quoted (unadjusted) market prices in active markets for identical assets or liabilities.
- Level 2 — Valuation techniques for which the lowest level input that is significant to the fair value measurement is directly or indirectly observable.
- Level 3 — Valuation techniques for which the lowest level input that is significant to the fair value measurement is unobservable.

For assets and liabilities that are recognized at fair value in the financial statements on a recurring basis, the Company determines whether transfers have occurred between levels in the hierarchy by re-assessing categorization (based on the lowest level input that is significant to the fair value measurement as a whole) at the end of each reporting period.

External valuers are involved for valuation of significant assets, such as properties and other assets/ liabilities acquired as part of business combination.

For the purpose of fair value disclosures, the Company has determined classes of assets and liabilities on the basis of the nature, characteristics and risks of the asset or liability and the level of the fair value hierarchy as explained above.

3.7 Lease Accounting

At inception of contract, the Company assesses whether the Contract is or contains a lease. A contract is or contains a lease if the contract conveys the right to control the use of an identified asset for a year of time in exchange for consideration. At inception or on reassessment of a contract that contains a lease component, the Company allocates consideration in the contract to each lease component on the basis of their relative standalone price.



3.7.1 As a Lessee

Right-of-use Assets

The Company recognises right-of-use assets at the commencement date of the lease. Right-of-use assets are measured at cost, less any accumulated depreciation and impairment losses and adjusted for any remeasurement of lease liabilities. The cost of right-of-use assets includes the amount of lease liabilities recognised, initial direct costs incurred, lease payments made at or before the commencement date less any lease incentives received and estimate of costs to dismantle. Right-of-use assets are depreciated on a straight-line basis over the shorter of the lease term and the estimated useful lives of the assets.

Lease Liabilities

At the commencement date of the lease, the Company recognises lease liabilities measured at the present value of lease payments to be made over the lease term. In calculating the present value of lease payments, the Company generally uses its incremental borrowing rate at the lease commencement date if the discount rate implicit in the lease is not readily determinable.

After the commencement date, the amount of lease liabilities is increased to reflect the accretion of interest and reduced for the lease payments made. The carrying amount is remeasured when there is a change in future lease payments arising from a change in index or rate. In addition, the carrying amount of lease liabilities is remeasured if there is a modification, a change in the lease term, a change in the lease payments or a change in the assessment of an option to purchase the underlying asset.

Short term leases and leases of low value of assets

The Company applies the short-term lease recognition exemption to its short-term leases. It also applies the lease of low-value assets recognition exemption that are considered to be low value. Lease payments on short-term leases and leases of low value assets are recognised as expense on a straight-line basis over the lease term.

3.8 Dividend

The Company recognises a liability to pay dividend to equity holders of the Company when the distribution is authorised, and the distribution is no longer at the discretion of the Company. As per the corporate laws in India, a distribution is authorised when it is approved by the shareholders. A corresponding amount is recognised directly in equity.

3.9 Government grants

Government grants are recognised where there is reasonable assurance that the grant will be received, and all attached conditions will be complied with. When the grant relates to an expense item, it is recognised as income on a systematic basis over the periods that the related costs, for which it is intended to compensate, are expensed. When the grant relates to an asset, it is recognised as income in equal amounts over the expected useful life of the related asset.

3.10 Business combinations and goodwill

Business combinations are accounted for using the acquisition method. The cost of an acquisition is measured as the aggregate of the consideration transferred measured at acquisition date fair value and the amount of any non-controlling interests in the acquiree. Acquisition-related costs are expensed in the periods in which the costs are incurred and the services are received, with the exception of the costs of issuing debt or equity securities that are recognised in accordance with Ind AS 32 and Ind AS 109.

At the acquisition date, the identifiable assets acquired, and the liabilities assumed are recognized at their acquisition date fair values. For this purpose, the liabilities assumed include contingent liabilities representing present obligation and they are measured at their acquisition fair values irrespective of the fact that outflow of resources embodying economic benefits is not probable. However, the following assets and liabilities acquired in a business combination are measured at the basis indicated below:

- Deferred tax assets or liabilities, and the liabilities or assets related to employee benefit arrangements are recognized and measured in accordance with Ind AS 12 Income Tax and Ind AS 19 Employee Benefits respectively.
- Potential tax effects of temporary differences and carry forwards of an acquire that exist at the acquisition date or arise as a result of the acquisition are accounted in accordance with Ind AS 12.
- When the Company acquires a business, it assesses the financial assets and liabilities assumed for appropriate classification and designation in accordance with the contractual terms, economic circumstances and pertinent conditions as at the acquisition date. This includes the separation of embedded derivatives in host contracts by the acquire.

Goodwill is initially measured at cost, being the excess of the aggregate of the consideration transferred over the net identifiable assets acquired and liabilities assumed. If the fair value of the net assets acquired is in excess of the aggregate consideration transferred, the Company re-assesses whether it has correctly identified all of the assets acquired and all of the liabilities assumed and reviews the procedures used to measure the amounts to be recognised at the acquisition date. If the reassessment still results in an excess of the fair value of net assets acquired over the aggregate consideration transferred, then the gain is recognised in OCI and accumulated in equity as capital reserve. However, if there is no clear evidence of bargain purchase, the entity recognises the gain directly in equity as capital reserve, without routing the same through OCI.

After initial recognition, goodwill is measured at cost less any accumulated impairment losses. For the purpose of impairment testing, goodwill acquired in a business combination is, from the acquisition date, allocated to each of the Company's cash-generating units that are expected to benefit from the combination, irrespective of whether other assets or liabilities of the acquiree are assigned to those units.

A cash generating unit to which goodwill has been allocated is tested for impairment annually, or more frequently when there is an indication that the unit may be impaired. If the recoverable amount of the cash generating unit is less than its carrying amount, the impairment loss is allocated first to reduce the carrying amount of any goodwill allocated to the unit and then to the other assets of the unit pro rata based on the carrying amount of each asset in the unit. Any impairment loss for goodwill as well as other assets, if any, is recognised in profit or loss. An impairment loss recognised for goodwill is not reversed in subsequent periods.

If the initial accounting for a business combination is incomplete by the end of the reporting period in which the combination occurs, the Company reports provisional amounts for the items for which the accounting is incomplete. Those provisional amounts are adjusted through goodwill during the measurement period, or additional assets or liabilities are recognised, to reflect new information obtained about facts and circumstances that existed at the acquisition date that, if known, would have affected the amounts recognised at that date. These adjustments are called as measurement period adjustments. The measurement period does not exceed one year from the acquisition date.



3.11 Critical accounting estimates and judgements

In the application of the Company's accounting policies, the Management is required to make judgements, estimates and assumptions about the carrying amounts of assets and liabilities that are not readily apparent from other sources. The estimates and associated assumptions are based on historical experience and other factors that are considered to be relevant. Actual results may differ from these estimates.

The estimates and underlying assumptions are reviewed on an ongoing basis. Revisions to accounting estimates are recognised in the period in which the estimate is revised if the revision affects only that period, or in the period of the revision and future periods if the revision affects both current and future periods. Detailed information about each of these estimates and judgements is included in relevant notes together with information about the basis of calculation for each affected line item in the financial statements.

The areas involving critical estimates or judgements are:

1. Estimates related to accrual of regulatory deferrals and revenue recognition (refer note 27 and 28)
2. Estimation of expected credit loss (refer note 13)
3. Estimation of defined benefit obligation (refer note 19)
4. Estimations used for determination of tax expenses and tax balances (refer note 34)
5. Judgement to estimate the amount of provision required or to determine required disclosure related to litigation and claims against the Company – (refer note 37)

Estimates and judgements are continually evaluated. They are based on historical experience and other factors, including expectations of future events that may have a financial impact on the Company and that are believed to be reasonable under the circumstances.

3.12 New and amended standards

The Company applied for the first-time certain standards and amendments, which are effective for annual periods beginning on or after 1 April 2025. The Company has not early adopted any standard, interpretation or amendment that has been issued but is not yet effective.

(i) Amendments to Ind AS 21 - Lack of exchangeability

The Ministry of Corporate Affairs (MCA) notified the Companies (Indian Accounting Standards) Amendment Rules, 2025, which amend Ind AS 21, The Effects of Changes in Foreign Exchange Rates to specify how an entity should assess whether a currency is exchangeable and how it should determine a spot exchange rate when exchangeability is lacking. The amendments also require disclosure of information that enables users of its financial statements to understand how the currency not being exchangeable into the other currency affects, or is expected to affect, the entity's financial performance, financial position and cash flows.

The amendments are effective for annual reporting periods beginning on or after 1 April 2025. When applying the amendments, an entity cannot restate comparative information.

The amendments do not have a material impact on the Company's financial statements.

(ii) Amendments to Ind AS 1 - Classification of Liabilities as Current or Non-current and Non-current Liabilities with Covenants

In August 2025, the MCA notified amendments to paragraphs 69 to 76 of Ind AS 1 to specify the requirements for classifying liabilities as current or non-current. The amendments clarify:

- What is meant by a right to defer settlement
- That a right to defer must exist at the end of the reporting period
- That classification is unaffected by the likelihood that an entity will exercise its deferral right
- That only if an embedded derivative in a convertible liability is itself an equity instrument would the terms of a liability not impact its classification

In addition, a requirement has been introduced to require disclosure when a liability arising from a loan agreement is classified as non-current and the entity's right to defer settlement is contingent on compliance with future covenants within twelve months.

If there is a breach of a material covenant of a long term loan arrangement on or before the end of the reporting period, resulting in the liability becoming payable on demand as at the reporting date, and the lender agrees—after the reporting period but before the financial statements are approved for issue—not to demand repayment for at least 12 months as a consequence of the breach, this shall be treated as an adjusting event. Accordingly, the entity is not required to classify the liability as current.

The amendments are effective for annual reporting periods beginning on or after 1 April 2025 retrospectively in accordance with Ind AS 8.

The amendments do not have a material impact on the Company's financial statements.

(iii) Amendments to Ind AS 7 and Ind AS 107 - Supplier Finance Arrangements

In August 2025, the MCA notified amendments to Ind AS 7 Statement of Cash Flows and Ind AS 107 Financial Instruments: Disclosures to clarify the characteristics of supplier finance arrangements and require additional disclosure of such arrangements. The disclosure requirements in the amendments are intended to assist users of financial statements in understanding the effects of supplier finance arrangements on an entity's liabilities, cash flows and exposure to liquidity risk.

The amendments do not have a material impact on the Company's financial statements.

(iv) International Tax Reform—Pillar Two Model Rules – Amendments to Ind AS 12

In August 2025, the MCA notified amendments to Ind AS 12 Income Taxes in response to the OECD's BEPS Pillar Two rules and include:

- A mandatory temporary exception to the recognition and disclosure of deferred taxes arising from the jurisdictional implementation of the Pillar Two model rules; and
- Disclosure requirements for affected entities to help users of the financial statements better understand an entity's exposure to Pillar Two income taxes arising from that legislation, particularly before its effective date.

The mandatory temporary exception – the use of which is required to be disclosed – applies immediately. The remaining disclosure requirements apply for annual reporting periods beginning on or after 1 April 2025, but not for any interim periods ending on or before 31 March 2026.

The amendments had no impact on the Company's financial statements as the Company is not in scope of the Pillar Two model rules.



4 Property, plant and equipment :

4.01 Accounting Policy :

Property, plant and equipment (PPE) is stated at cost less accumulated depreciation and accumulated impairment losses, if any. Cost includes purchase price (net of trade discount and rebates) and any directly attributable cost of bringing the asset to its working condition for its intended use and for qualifying assets, borrowing costs capitalized in accordance with the Ind AS 23. Capital work in progress is stated at cost, net of accumulated impairment loss, if any. When significant parts of plant and equipment are required to be replaced at intervals, the Company depreciates them separately based on their specific useful lives. Likewise, when a major inspection is performed, its cost is recognized in the carrying amount of the plant and equipment as a replacement if the recognition criteria are satisfied. All other repair and maintenance costs are recognized in the statement of profit and loss as incurred.

Non-cash GRIDCO Limited contribution accounting policy:

Non-cash equity contributions represent assets or other economic resources contributed to the Company by its shareholder(s) without consideration in cash, in exchange for equity instruments or as a capital contribution. Such non-cash equity contributions are recognized at fair value on the date of contribution, in accordance with Ind AS 16 Property, Plant and Equipment other relevant Ind AS standards, depending on the nature of the asset received.

Depreciation on regulated assets

Depreciation commences when an asset is ready for its intended use.

Depreciation on property, plant and equipment in respect of electricity business of the Company covered under Part B of Schedule II of the Companies Act, 2013, has been provided on the straight line method at the rates specified in vesting order and tariff regulation notified by regulatory commission. In tariff regulation, 2022 notified in December, 2022 which shall remain in force for control period FY 2023-24 to FY 2027-28, the regulatory commission has changed useful life of certain assets and has provided that depreciation shall be provided as per rates notified in these regulations for first 15 years and remaining depreciable value after a period of 15 years shall be spread over the balance useful life of the assets.

Rate of depreciation of the property, plant and equipments are as follows:

Type of asset	Rate (Assets transferred on acquisition)	Rate (New assets acquired post acquisition)
Buildings	1.80%	3.34%
Plant and Machinery, Transmission lines and cable network (excluding IT equipment)	3.80%	4.67%
Computer Equipment	9.00%	15.00%
Office equipment	9.00%	6.33%
Furniture and fixtures	4.55%	6.33%
Motor vehicles	12.86%	9.50%

The estimated useful lives, residual values and depreciation method are reviewed at the end of each reporting period, with the effect of any changes in estimate accounted for on a prospective basis. Based on the Vesting Order/ tariff regulations, the residual value of the assets is considered at 10% of the Original Cost.

Depreciation on non-regulated assets

Depreciation is recognised on the cost of assets less their residual values (Nil) over their estimated useful lives, using the straight-line method.

Rate of depreciation of the property, plant and equipments are as follows:

Type of asset	Rate (New assets acquired post acquisition)
Smart Meter-Single Phase	12.50%
Others	20.00%

Derecognition

An item of property, plant and equipment is derecognized upon disposal or when no future economic benefits are expected to arise from the continued use of the asset. Any gain or loss arising on the disposal or retirement of an item of property, plant and equipments is determined as the difference between the sales proceeds and the carrying amount of the asset and is recognized in the statement of profit and loss. Further any asset valued of ₹ 5,000 or less are fully depreciated in the year of purchase.

Impairment of property, plant and equipment and intangible assets

The Company assesses, at each reporting date, whether there is an indication that an asset may be impaired. If any indication exists, or when annual impairment testing for an asset is required, the Company estimates the asset's recoverable amount. An asset's recoverable amount is the higher of an asset's or cash-generating unit's (CGU) fair value less costs of disposal and its value in use. Recoverable amount is determined for an individual asset, unless the asset does not generate cash inflows that are largely independent of those from other assets or group of assets.

When the carrying amount of an asset or CGU exceeds its recoverable amount, the asset is considered impaired and is written down to its recoverable amount.

In assessing value in use, the estimated future cash flows are discounted to their present value using a pre-tax discount rate that reflects current market assessments of the time value of money and the risks specific to the asset. In determining fair value less costs of disposal, recent market transactions are taken into account. If no such transactions can be identified, an appropriate valuation model is used.

The Company bases its impairment calculation on detailed budgets and forecast calculations, which are prepared separately for each of the Company's CGUs to which the individual assets are allocated.

Impairment loss, if any, is recognized in the statement of profit and loss.



TP WESTERN ODISHA DISTRIBUTION LIMITED
NOTES FORMING PART OF THE FINANCIAL STATEMENTS AS AT AND FOR THE YEAR ENDED MARCH 31, 2026

4.02 Property, plant and equipment :

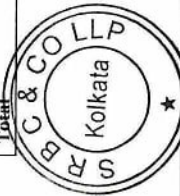
Descriptions	₹ in Crores									
	Buildings	Plant and Machinery, Transmission lines and cable network	Meter	Motor Vehicles	Furniture and fixtures	Computer Equipment	Office equipment	Total		
Cost										
Balance as at April 1, 2025	302.59	3,746.88	405.79	11.39	19.51	126.94	18.85	4,631.95		
Add: Additions	97.98	996.28	169.56	3.62	1.76	14.19	1.49	1,284.88		
Less: Disposal	-	25.78	7.64	1.03	1.12	1.93	0.38	37.88		
Balance as at March 31, 2026	400.57	4,717.38	567.71	13.98	20.15	139.20	19.96	5,878.95		
Accumulated depreciation										
Balance as at April 1, 2025	15.12	396.49	115.57	1.87	3.08	32.95	3.62	568.71		
Add: Depreciation Expense	10.80	200.19	64.62	1.17	1.52	19.24	1.31	298.85		
Less: Disposal	-	8.62	2.04	0.29	1.06	1.37	0.27	13.65		
Balance as at March 31, 2026	25.92	588.06	178.15	2.75	3.54	50.82	4.66	853.91		
Net carrying amount as on March 31, 2026	374.65	4,129.32	389.56	11.23	16.61	88.38	15.30	5,025.04		

₹ in Crores

Descriptions	₹ in Crores									
	Buildings	Plant and Machinery, Transmission lines and cable network	Meter	Motor Vehicles	Furniture and fixtures	Computer Equipment	Office equipment	Total		
Cost										
Balance as at April 1, 2024	214.74	2,589.44	245.60	9.91	16.37	109.76	17.60	3,203.41		
Add: Additions	87.85	1,168.49	163.01	2.74	3.32	17.96	1.76	1,445.13		
Less: Disposal	-	11.05	2.82	1.26	0.18	0.78	0.51	16.60		
Balance as at March 31, 2025	302.59	3,746.88	405.79	11.39	19.51	126.94	18.85	4,631.94		
Accumulated depreciation										
Balance as at April 1, 2024	7.22	249.87	64.36	1.09	1.20	15.77	2.87	342.39		
Add: Depreciation Expense	7.90	149.83	52.37	1.00	2.00	17.70	1.19	231.99		
Less: Disposal	-	3.21	1.16	0.22	0.12	0.52	0.44	5.67		
Balance as at March 31, 2025	15.12	396.49	115.57	1.87	3.08	32.95	3.62	568.71		
Net carrying amount as on March 31, 2025	287.47	3,350.39	290.22	9.52	16.43	93.99	15.23	4,063.23		

4.03 Additional information regarding assets acquired from WESCO as on December 31, 2020

Particulars	₹ in Crores		
	Gross Block	Accumulated Depreciation	Net Carrying Amount/Fair value at acquisition date
Buildings	16.05	5.46	10.59
Plant and machinery, transmission lines and cable network (including meters)	1,937.30	630.98	1,306.32
Motor Vehicles	0.48	0.41	0.07
Furniture & Fixtures	2.02	1.64	0.38
Office Equipment	7.45	4.61	2.84
Total	1,963.30	643.10	1,320.20
			968.53



4.04 The Company does not own any land in its name. As per terms of vesting order, land has been given on lease to the Company for a nominal consideration of ₹ 1 per year, till the expiry of power distribution license. The Company has retained operational rights over these lands used for the purpose of carrying out distribution business under the license granted by OERC. The impact of applying lease accounting as per Ind AS 116 - 'Leases' to these leases is not material. Beneficial ownership of immovable properties constructed over the above lands viz. buildings have been transferred to the Company with effect from acquisition date. As per terms of vesting order, title for the said immovable properties continues to be in the name of erstwhile administration and Companies.

4.05 As per the terms of the Vesting Order and the Carve Out Order, if the Company has been vested with one or more items of the property, plant and equipment created out of the Government Grant and/or consumer contribution, then it will not be allowed depreciation on those assets for determination of Tariff under the para 44 (a)(iii) of the Vesting Order. This is irrespective of whether the grant and/or consumer contribution liability has been transferred to the Company or not. Based on balancing of assets and liabilities transferred to the Company in the Opening Balance Sheet as per the Carve Out Order, the management believes that the Company is allowed to claim depreciation on the entire carrying amount of PPE transferred to it pursuant to the Vesting and the Carve-Out Orders. Hence, this requirement will not have any impact on financial position and financial performance of the Company as at and for the year ended March 31, 2026. Further, as per the Vesting Order and the Carve Out Order, the Company is required to utilise any amount realised through depreciation toward meeting certain opening liabilities transferred ('additional serviceable liabilities'). If there are any shortages in realisation to meet these additional serviceable liabilities, then the OERC will allow such shortfall through Aggregate Revenue Requirement ('ARR') adjustment.

4.06 Physical verification of PPE

In accordance with the physical verification policy adopted by the Company, an independent party has carried out physical verification in respect of a portion of PPE belonging to the Company. Based on reports issued by the independent party and the reconciliation prepared by the management, there are no material shortages which have been identified during the process of physical verification of PPE.

4.07 Property Plant and Equipment created out of consumer fund

Considering the provisions of the Odisha Electricity Regulatory Commission Distribution (Conditions of Supply) Code, 2019, the management believes that it has legal right and ownership over the property, plant and equipment (PPE) which are directly funded by the consumers and are being used to supply electricity to the consumers. Accordingly, during the year, the company has capitalized PPE amounting to ₹ 462.59 Crores (March 31, 2025: ₹ 574.48 Crores) and recognised the corresponding liability under the head consumer contribution. Depreciation on PPE as well as amortisation of ₹ 67.54 Crores (March 31, 2025: ₹ 44.82 Crores) are being recognised in the Statement of Profit and Loss, having no net impact on profit or loss of the Company.

The management believes that the accounting adopted by the Company reflects substance of the arrangement and is also in compliance with the applicable requirements. Based on physical verification policy adopted by the Company, physical verification of these assets is being carried out along with other assets of the Company.

4.08 Refer Note 42 for assets created with Government Fund and used by TPWODL.

4.09 Refer note 21 for charge created against borrowings.

5 Capital work in progress (CWIP)

Accounting Policy

Capital work in progress is stated at cost, net of accumulated impairment loss, if any.

₹ in Crores

Particulars	As At April 1, 2025	Additions	Capitalized	As At March 31, 2026
Capital work in progress (majorly pertains to plant and machinery, transmission lines, and cable network)	304.37	656.63	731.35	229.65
Total	304.37	656.63	731.35	229.65

₹ in Crores

Particulars	As At April 1, 2024	Additions	Capitalized	As At March 31, 2025
Capital work in progress (majorly pertains to plant and machinery, transmission lines, and cable network)	511.71	605.62	812.96	304.37
Total	511.71	605.62	812.96	304.37

Project in progress includes setting up substations, installations of transformer and cable networks at various locations in western part of Odisha. CWIP includes closing capital inventory of ₹138.67 Crores as at March 31, 2026 (March 31, 2025: ₹182.53 Crores).

5.01 CWIP ageing Schedule as at March 31, 2026*

₹ in Crores

Particulars	Amount in CWIP for a period of				Total
	Less than 1 year	1-2 years	2-3 years	More than 3 years	
Projects in progress:					
Own	29.43	11.40	0.73	0.08	41.64
Meter	65.29	17.53	1.35	0.93	85.10
Govt. Grant	28.86	5.45	5.33	0.20	39.84
Consumer Contribution	44.77	6.73	4.94	6.63	63.07
Total	168.35	41.11	12.35	7.84	229.65

CWIP ageing Schedule as at March 31, 2025*

₹ in Crores

Particulars	Amount in CWIP for a period of				Total
	Less than 1 year	1-2 years	2-3 years	More than 3 years	
Projects in progress:					
Own	77.60	12.68	4.25	2.09	96.62
Meter	91.86	2.22	0.19	0.03	94.30
Govt. Grant	59.06	28.93	1.13	0.01	89.13
Consumer Contribution	13.67	3.90	3.31	3.44	24.32
Total	242.19	47.73	8.88	5.57	304.37

* CWIP ageing schedule has been prepared from the date of acquisition of business by the Company.

5.02 CWIP Completion Schedule whose completion is overdue or has exceeded its cost compared to its original plan as at March 31, 2026

₹ in Crores

Particulars	To be completed in			
	Less than 1 year	1-2 years	2-3 years	More than 3 years
Projects in progress:				
Government funded Projects	36.74	-	-	-
Own Fund	26.96	-	-	-
Total	63.70	-	-	-

CWIP Completion Schedule whose completion is overdue or has exceeded its cost compared to its original plan as at March 31, 2025

₹ in Crores

Particulars	To be completed in			
	Less than 1 year	1-2 years	2-3 years	More than 3 years
Projects in progress:				
Government funded Projects	182.25	-	-	-
Own Fund	76.02	-	-	-
Total	258.27	-	-	-



6 Intangible Assets

Accounting Policy

Intangible assets with finite useful lives that are acquired separately are carried at cost less accumulated amortization and accumulated impairment losses. Amortization is recognized on a straight line method at the rates specified in vesting order and tariff regulation notified by regulatory commission. The estimated useful life and amortization method are reviewed at the end of each reporting year, with the effect of any changes in estimate being accounted for on a prospective basis.

Derecognition of Intangible Assets

An intangible asset is derecognized on disposal, or when no future economic benefits are expected from use or disposal. Gains or losses arising from derecognition of an intangible asset, measured as the difference between the net disposal proceeds and the carrying amount of the asset, are recognized in Statement of Profit and Loss when the asset is derecognized.

Useful lives of Intangible Assets

Type of assets	Rate (New assets acquired post acquisition)
Computer softwares	30%

₹ in Crores	
Descriptions	Computer software
Cost	
Balance as at April 1, 2025	149.62
Additions	8.35
Deletion	-
Balance as at March 31, 2026	157.97
Accumulated amortization	
Balance as at April 1, 2025	77.46
Amortization Expense	39.70
Deletion	-
Balance as at March 31, 2026	117.16
Net carrying amount as on March 31, 2026	40.81

₹ in Crores	
Descriptions	Computer softwares
Cost	
Balance as at April 1, 2024	129.87
Additions	19.75
Deletion	-
Balance as at March 31, 2025	149.62
Accumulated amortization	
Balance as at April 1, 2024	33.98
Amortization Expense	43.48
Deletion	-
Balance as at March 31, 2025	77.46
Net carrying amount as on March 31, 2025	72.16

6.01 Depreciation and amortization charged to Statement of Profit and Loss :

Particulars	₹ in Crores	
	Year Ended March 31, 2026	Year Ended March 31, 2025
Depreciation of property, plant and equipment	298.85	231.99
Amortization of intangible assets	39.70	43.48
Total	338.55	275.47



	As at March 31, 2026 ₹ in Crore	As at March 31, 2025 ₹ in Crore
7.1 Loans-non current (Unsecured and considered good, at amortised cost)		
Loans to employees	8.50	2.78
Total Loans-non current	8.50	2.78
7.2 Other financial assets - non current (Unsecured and considered good, at amortised cost)		
Deposits with Banks*	584.12	328.24
Security Deposit to various authorities	0.82	1.53
Total other financial assets (Non current)	584.94	329.77
*Includes earmarked balances against consumer security deposits amounting to ₹474.05 crore as on March 31, 2026 (March 31, 2025: ₹243.78 crore)		
8 Deferred tax assets (net)		
Deferred Tax Asset (net) (Refer note 34)	109.79	116.05
Net deferred tax assets	109.79	116.05
9 Non-current tax assets		
Non Current tax assets		
Advance income tax/ tax deducted at source (net of provision)	15.43	-
Total non-current tax assets	15.43	-
Current tax liabilities		
Income tax payable (net)	-	3.73
Total current tax liabilities	-	3.73
10 Other non-current assets		
(a) Capital advances		
Unsecured, considered good	0.18	0.01
(b) Receivable from Government (Commission on ED Collection-WESCO)		
Unsecured, considered good	17.59	17.59
(c) Others		
Unsecured, considered good	0.73	0.73
Doubtful	1.07	1.07
	1.80	1.80
	1.07	1.07
Less: Allowance for Doubtful Advances	0.73	0.73
Total other assets (Non-current)	18.50	18.33
11 Inventories (At lower of cost and net realisable value)		
Accounting policy		
Inventories are stated at the lower of cost and net realisable value (NRV). Cost of inventory includes cost of purchase and other costs incurred in bringing the inventories to their present location and condition. Costs of inventories are determined on moving weighted average basis. NRV is the estimated selling price in the ordinary course of business, less estimated costs of completion and the estimated costs necessary to make the sale. Unserviceable/damaged stores and spares are identified and written down based on technical evaluation.		
Stores and spares	58.38	51.88
Less: Allowance for non-moving inventories	(3.76)	(3.74)
Total inventories	54.62	48.14
Refer Note 21 for charge created against borrowings.		
12 Current investments (At fair value through profit or loss)		
Investment carried at fair value through profit or loss (unquoted)		
Liquid mutual fund	149.45	525.47
Total investments	149.45	525.47
Aggregate Carrying Value of Unquoted Investments	149.45	525.47
Refer Note 21 for charge created against borrowings.		

Details of investments in liquid mutual fund units as at March 31, 2026

Name of investment plan	Units Nos	NAV (₹)	₹ in Crore
1 SBI Liquid Fund Direct Growth Plan	97,814.85	4,306.11	42.12
2 ICICI Prudential Liquid Fund- Direct Plan- Growth	5,41,122.40	407.68	22.06
3 Tata Liquid Fund Direct Plan- Growth	18,433.94	4,349.71	8.02
4 Axis Liquid Fund Direct Growth	65,470.99	3,064.63	20.06
5 Canara Robeco Fund Direct Growth	75,976.32	3,302.65	25.09
6 Bandhan Liquid Fund- Growth- Direct Plan	96,479.22	3,326.77	32.10
Total			149.45



Details of investments in liquid mutual fund units as at March 31, 2025

Name of investment plan	Units Nos	NAV (₹)	₹ in Crore
1 SBI Liquid Fund Direct Growth Plan	2,99,592.71	4,055.95	121.51
2 UTI Liquid Fund Direct Growth	52,046.18	4,251.20	22.13
3 Nippon Liquid Fund Direct Growth	34,859.64	6,346.89	22.13
4 Aditya Birla Sun Life Liquid Fund- Growth- Direct Plan	10,20,945.77	418.73	42.75
5 Kotak Liquid Fund Direct Plan Growth	32,507.07	5,239.38	17.03
6 ICICI Prudential Liquid Fund- Direct Plan- Growth	7,33,308.67	383.90	28.15
7 Tata Liquid Fund Direct Plan- Growth	1,42,751.39	4,092.83	58.43
8 HDFC Liquid Fund- Direct Plan- Growth	57,262.33	5,093.48	29.17
9 Axis Liquid Fund Direct Growth	1,11,891.66	2,883.60	32.27
10 DSP Liquid Fund Direct Growth	65,052.45	3,708.27	24.12
11 Canara Robeco Fund Direct Growth	97,080.90	3,108.11	30.17
12 Bandhan Liquid Fund- Growth- Direct Plan	3,11,632.68	3,132.53	97.61
Total			525.47

13 Trade Receivables - At Amortised Cost (Unsecured unless otherwise stated)

Current

Considered good

Significant increase in the credit risk

Less: Allowance for doubtful debts (expected credit loss)

Total trade receivables

	As at March 31, 2026 ₹ in Crore	As at March 31, 2025 ₹ in Crore
Considered good	265.88	265.67
Significant increase in the credit risk	839.41	782.75
Less: Allowance for doubtful debts (expected credit loss)	1,105.29	1,048.42
Total trade receivables	419.84	438.64

Note:

- The Company holds security deposits from consumers amounting to ₹ 1,379.08 Crore (March 31, 2025: ₹ 1,309.57 Crore).
- There are no outstanding receivables due from directors or other officers of the Company.
- Refer note 21 for charge created against borrowings.
- Refer note 41 for related party disclosure.
- Trade receivables include amount of ₹ 839.41 crore (March 31, 2025: ₹ 782.75 crore) from consumers who were non-government/ non-paying/ low paying as at March 31, 2026 and March 31, 2025.

The Company has acquired power distribution business of Western Electricity Supply Company (WESCO) Utility w.e.f. January 01, 2021. The management believes that collection data related to pre-acquisition year is not relevant to assess expected credit loss (ECL) allowance on receivables in the post-acquisition year. In this scenario, the Company has recognised Expected Credit Loss (ECL) allowance on trade receivables using its best estimate considering among other aspects factors such as segregation between government and non-government consumers, security deposit available, outcome of the Company's effort to reach consumers, their most recent payment behaviour as well as the fact that electricity is an essential commodity and regulations will require consumers to clear old dues to get continuous electricity.

Post-acquisition of power distribution business from the WESCO, the Company's continuous endeavour has been to reduce AT&C losses, reduce provisional billing and improve collection through better reach to consumers as well as other measures. In the process, the Company had initially faced several challenges including more than one Covid waves, Cyclones and delays in appointment/ working of metering, billing and collection (MBC) agencies for reasons beyond control of the Company. The Company successfully dealt with these challenges. It is continuously working toward reducing provisional billing and improving overall collection efficiency by changing payment behaviour of consumers. As at March 31, 2026, the Company has outstanding receivables amounting to ₹ 1,105.29 Crores (March 31, 2025: ₹ 1,048.42 Crores) and has accumulated ECL allowance of ₹ 685.45 Crores (March 31, 2025: ₹ 609.78 Crores) against trade receivables. The management is confident it will be able to collect most of the outstanding receivables as it increases its reach to the consumers and also considering that electricity is an essential commodity for all consumers Accordingly, the management believes the above ECL allowance reflects best estimate and is appropriate as per Ind AS 109 – Financial Instruments.

- The management has formulated a mechanism for receiving and addressing customer complaints including those related to billing and receivables outstanding. The management has identified disputed receivables basis information available with the company.
- The concentration of credit risk is limited due to the fact that the large customer are either industrial/ corporate or government entities and remaining customer base is large and widely dispersed. The Company also holds security deposits from consumers

13.01 Trade Receivables Ageing schedule as at March 31, 2026

₹ in Crore

Particulars	Outstanding for following years from due date of payment #						Total
	Not due	Less than 6 Months	6 Months - 1 Year	1-2 Years	2-3 years	More than 3 years	
Current							
(i) Undisputed Trade Receivables							
a) Considered good	-	88.40	40.88	36.26	7.10	93.06	265.70
b) Significant increase in credit risk	-	45.49	84.04	147.35	168.90	393.63	839.41
(ii) Disputed Trade Receivables							
a) Considered good*	-	0.00	0.17	0.01	-	-	0.18
Total	-	133.89	125.09	183.62	176.00	486.69	1,105.29

Trade Receivables Ageing schedule as at March 31, 2025

Particulars	Outstanding for following years from due date of payment #						Total
	Not due	Less than 6 Months	6 Months - 1 Year	1-2 Years	2-3 years	More than 3 years	
Current							
(i) Undisputed Trade Receivables							
a) Considered good	-	74.30	40.33	38.64	47.26	62.24	262.77
b) Significant increase in credit risk	-	65.30	87.65	193.59	210.81	225.40	782.75
(ii) Disputed Trade Receivables							
a) Considered good*	-	0.00	0.54	0.05	-	2.31	2.90
Total	-	139.60	128.52	232.28	258.07	289.95	1,048.42

Where due date of payment is not available date of transaction has been considered

* 0.00 represents amount below the rounding off norm adopted by the Company

Note:

- The ageing has been prepared after adjusting the collections in accordance with the Odisha Electricity Regulatory Commission Distribution (Conditions of Supply) Code, 2019.
- Trade receivable ageing schedule has been prepared from the date of acquisition of business by the Company.



TP WESTERN ODISHA DISTRIBUTION LIMITED
NOTES FORMING PART OF THE FINANCIAL STATEMENTS AS AT AND FOR THE YEAR ENDED MARCH 31, 2026

13.02 Movement in the allowance for doubtful debts

Balance at the beginning of the year

Add: Expected credit losses for the year (Refer Note 33)

Less: Bad debts written off

Balance at the end of the year

	As at March 31, 2026	As at March 31, 2025
	₹ in Crore	₹ in Crore
	609.78	421.82
	77.41	187.96
	(1.74)	-
	685.45	609.78

14 Cash and bank balances

14.01 Accounting policy

Cash and cash equivalents comprise cash at banks and on hand and short-term deposits with an original maturity of three months or less, which are subject to an insignificant risk of changes in value. Cash and cash equivalents include balances with banks which are unrestricted for withdrawal and usage. For the purpose of the Statement of Cash Flows, cash and cash equivalents comprise of cash at bank, cash / cheques on hand and short-term deposits, as defined above.

14.02 Cash and cash equivalents (At amortised cost)

- (a) Balances with banks - in current accounts
(b) Deposits with banks original maturity of less than 3 months
(c) Cash on hand
(d) Cheques on hand

Total cash and cash equivalents

	As at March 31, 2026	As at March 31, 2025
	₹ in Crore	₹ in Crore
	153.40	111.86
	337.56	233.89
	2.82	4.80
	0.29	0.03
	494.07	350.58

14.03 Bank balances other than 14.2 above (At amortised cost)*

- (i) Deposits with banks#
(ii) Balances with Banks - Earmarked Balances*
(iii) Deposits with banks - Earmarked balances*

Total Bank balances other than 14.2 above

*Earmarked balances against Government Grant.

#Includes earmarked balances against consumer security deposits amounting to ₹975.43 crore as on March 31, 2026 (March 31, 2025: ₹1,235.17 crore)

The Company has pledged a part of its short term deposits to fulfill collateral requirements. Refer note 21 for further details.

	As at March 31, 2026	As at March 31, 2025
	₹ in Crore	₹ in Crore
	1,665.05	1,420.05
	1.60	2.93
	249.20	313.26
	1,915.85	1,736.24

14.04 Change in Liabilities arising from financing activities and non-cash financing and investing activities

Particulars	As at April 1, 2025	Cash Flows		Non-cash Adjustments*	As at March 31, 2026
		Proceeds	Payment		
Security deposits from electricity consumers	1,309.57	69.51	-	-	1,379.08
Consumers' contribution for works under progress	141.67	78.94	-	(65.33)	155.28
Subsidies towards cost of capital asset	346.77	264.43	(9.69)	(398.50)	203.01
Non Current borrowings	1,048.93	402.81	(180.62)	(18.72)	1,252.40
Current borrowings	44.29	(4.55)	-	18.70	58.44
Total	2,891.23	811.14	(190.31)	(463.85)	3,048.21

*Includes non-cash transactions like amortisation of upfront fees on term loan, amortisation of consumer deposit work/grant, interest payable on Government grants.

Particulars	As at April 1, 2024	Cash Flows		Non-cash Adjustments*	As at March 31, 2025
		Proceeds	Payment		
Security deposits from electricity consumers	1,206.43	103.14	-	-	1,309.57
Consumers' contribution for works under progress	124.87	91.50	-	(74.70)	141.67
Subsidies towards cost of capital asset	582.36	80.39	(15.52)	(300.46)	346.77
Non Current borrowings	389.84	698.83	(16.98)	(27.76)	1,048.93
Current borrowings	18.97	2.56	-	27.76	44.29
Total	2,322.47	976.42	(32.50)	(375.16)	2,891.23

*Includes non-cash transactions like amortisation of upfront fees on term loan, amortisation of consumer deposit work/grant, interest payable on Government grants.

15.1 Loans-current (Unsecured and considered good, at amortised cost)

Loans to employees

Total Loans-current

	As at March 31, 2026	As at March 31, 2025
	₹ in Crore	₹ in Crore
	4.01	2.67
	4.01	2.67

15.2 Other financial assets - current

(Unsecured and considered good, unless otherwise stated, at amortised cost)

- (a) Interest accrued but not due on short term deposit with banks
(b) Receivable from related parties (Refer note 41)
(c) Other Receivables#

Total other financial assets (current)

#Other receivables includes receivables from collection agencies, receivable from OPTCL, etc.

	As at March 31, 2026	As at March 31, 2025
	₹ in Crore	₹ in Crore
	16.06	27.41
	0.85	0.76
	17.37	16.57
	34.28	44.74

16 Other current assets

(Unsecured and considered good, unless otherwise stated)

- (a) CENVAT/ GST credit Receivable
(b) Prepaid Expenses
(c) Others Advance (Supplier Advances, etc.)

Total other assets (current)

	As at March 31, 2026	As at March 31, 2025
	₹ in Crore	₹ in Crore
	1.61	0.92
	0.89	9.22
	1.80	1.66
	4.30	11.80



TP WESTERN ODISHA DISTRIBUTION LIMITED
NOTES FORMING PART OF THE FINANCIAL STATEMENTS AS AT AND FOR THE YEAR ENDED MARCH 31, 2026

17 Share capital

	As at March 31, 2026		As at March 31, 2025	
	No of Shares	₹ in Crore	No of Shares	₹ in Crore
Authorised Share Capital				
Equity shares of ₹ 10/- each	1,70,00,00,000	1,700.00	1,00,00,00,000	1,000.00
	1,70,00,00,000	1,700.00	1,00,00,00,000	1,000.00
Issued, subscribed and paid up Share Capital				
Equity shares of ₹ 10/- each (fully paid up)	1,00,86,91,100	1,008.69	80,60,51,100	806.05
Total issued, subscribed and paid-up share capital	1,00,86,91,100	1,008.69	80,60,51,100	806.05

a. Reconciliation of shares outstanding as at the beginning and at the end of the reporting year:

Equity shares

	As at March 31, 2026		As at March 31, 2025	
	No of Shares	₹ in Crore	No of Shares	₹ in Crore
At the beginning of the year	80,60,51,100	806.05	64,79,81,100	647.98
Issued during the year	20,26,40,000	202.64	15,80,70,000	158.07
Outstanding at the end of the year	1,00,86,91,100	1,008.69	80,60,51,100	806.05

b. Rights, preference and restrictions attached to shares including restrictions on the distribution of dividends and the repayment of capital:

Equity Shares

The Company has only one class of equity shares having a par value of ₹10 per share. Each holder of equity shares is entitled to one vote per share held. The share holders are entitled to dividend declared on proportionate basis. On liquidation of the Company, the equity shareholders are eligible to receive remaining assets of the Company after distribution of all preferential amounts in proportion to their shareholding.

c. Details of share holders holding more than 5% shares in the Company

Equity shares of ₹ 10 each fully paid

Name of the Shareholder

- A. The Tata Power Company Ltd (Holding company)
B. GRIDCO Ltd (Company exercising significant influence)
Total

As at March 31, 2026		As at March 31, 2025	
No of Shares	% holding	No of Shares	% holding
51,44,32,461	51%	41,10,86,061	51%
49,42,58,639	49%	39,49,65,039	49%
1,00,86,91,100	100%	80,60,51,100	100%

d. Aggregate number and class of shares allotted as fully paid up pursuant to contract without payment being received in cash.

The Company has allotted 34,72,58,639 equity shares (including 9,92,93,600 equity shares allotted during the year) till March 31, 2026 (March 31, 2025: 7,74,54,300) as fully paid for considerations received in form of Distribution Assets, pursuant to shareholder's agreement and the Government of Odisha notifications. The value of distribution assets have been determined by an independent valuer.

e. Shareholding of promoters

Disclosure of shareholding of promoters as at March 31, 2026 is as follows:

Name of Promoter	No of Shares	Changes during the year	No of Shares	% of total shares	% changes during the year
	As at April 1, 2025		As at March 31, 2026		
A. The Tata Power Company Ltd	41,10,86,061	10,33,46,400	51,44,32,461	51.00%	0.00%
B. GRIDCO Ltd	39,49,65,039	9,92,93,600	49,42,58,639	49.00%	0.00%
Total	80,60,51,100	20,26,40,000	1,00,86,91,100	100.00%	0.00%

Disclosure of shareholding of promoters as at March 31, 2025 is as follows:

Name of Promoter	No of Shares	Changes during the year	No of Shares	% of total shares	% changes during the year
	As at April 1, 2024		As at March 31, 2025		
A. The Tata Power Company Ltd	33,04,70,361	8,06,15,700	41,10,86,061	51.00%	0.00%
B. GRIDCO Ltd	31,75,10,739	7,74,54,300	39,49,65,039	49.00%	0.00%
Total	64,79,81,100	15,80,70,000	80,60,51,100	100.00%	0.00%

- f. For the year ended March 31, 2026, the Board of Directors at its meeting held on April 22, 2026 have proposed a final dividend of ₹3.00 per share to be paid on fully paid equity shares. The equity dividend is subject to approval by shareholders at the ensuing Annual General Meeting and accordingly has not been disclosed as a liability in these financial statements. The proposed equity dividend is payable to all holders of fully paid equity shares. The total estimated equity dividend to be paid is ₹302.61 crore.

18 Other equity

Retained earnings

Balance at the beginning of the year

Add: Profit for the year

Balance at the end of the year

	As at March 31, 2026	As at March 31, 2025
	₹ in Crore	₹ in Crore
	301.32	228.58
	161.88	72.74
Total	463.20	301.32

Nature and purpose of reserves:

Retained earnings

Retained earnings are the profits/(losses) that the Company has earned / incurred till date, less any transfers to general reserve, dividends or other distributions paid to shareholders. Retained earnings include re-measurements loss/(gain) on defined benefit plans, net of taxes that will not be reclassified to Statement of Profit and Loss.



19 Provisions

19.01 Accounting Policy

Provisions are recognised when the Company has a present obligation (legal or constructive) as a result of a past event, it is probable that the Company will be required to settle the obligation and a reliable estimate can be made of the amount of the obligation. The amount recognized as a provision is the best estimate of the consideration required to settle the present obligation at the end of the reporting year, taking into account the risks and uncertainties surrounding the obligation. When a provision is measured using the cash flows estimated to settle the present obligation, its carrying amount is the present value of those cash flows (when the effect of the time value of money is material).

Defined contribution plans

Payments to defined contribution retirement benefit plans are recognized as an expense when employees have rendered service entitling them to the benefit. If the contribution payable to the scheme for service received on or before the balance sheet date exceeds the contribution already paid, the deficit payable to the scheme is recognized as a liability after deducting the contribution already paid. If the contribution already paid exceeds the contribution due for services received on or before the balance sheet date, then excess is recognized as an asset to the extent that the pre-payment will lead to, for example, a reduction in future payment or a cash refund.

Defined benefits plans

The cost of providing benefits under the defined benefit plan is determined using the projected unit credit method. Remeasurements, comprising of actuarial gains and losses, the effect of the asset ceiling, excluding amounts included in net interest on the net defined benefit liability and the return on plan assets (excluding amounts included in net interest on the net defined benefit liability), are recognised immediately in the balance sheet with a corresponding debit or credit to retained earnings through OCI in the year in which they occur. Remeasurements are not reclassified to profit or loss in subsequent periods.

Past service costs are recognised in the statement of profit and loss on the earlier of:

- The date of the plan amendment or curtailment, and
- The date that the Company recognises related restructuring costs

Net interest is calculated by applying the discount rate to the net defined benefit liability or asset. The Company recognises the following changes in the net defined benefit obligation as an expense in the statement of profit and loss:

- Service costs comprising current service costs, past-service costs, gains and losses on curtailments and non-routine settlements; and
- Net interest expense or income.

Other current and other non-current employee benefits

A liability is recognised for current benefits accruing to employees in respect of wages and salaries, annual leave and sick leave in the year in which the related service is rendered at the undiscounted amount of the benefits expected to be paid in exchange for that service. Liabilities recognised in respect of current employee benefits are measured at the undiscounted amount of the benefits expected to be paid in exchange for the related service.

The cost of providing other long-term employee benefits, including earned leave, sick leave and other benefits, is determined using the projected unit credit method. The related expenses including remeasurement gains and losses are recognised in the Statement of Profit and Loss.

The Company operates a scheme for Compensated absences wherein the employee is entitled to avail leave benefits as per the policy of the Company. The leave benefits are linked to the salary of the employee and the employee is entitled to either avail paid leave or encash unutilised leave either during employment or on retirement. The liability for compensated absences is provided on the basis of an actuarial valuation done by an independent actuary at the reporting year end. The Company treats accumulated leave expected to be carried forward beyond twelve months, as long-term employee benefit for measurement purposes. Remeasurement / Actuarial gains and losses are recognised immediately in the Statement of Profit and Loss.

Pre acquisition liabilities of employees transferred from erstwhile WESCO utility :-

The terms of the Vesting Order as modified by the Carve Out order provide that for entire liabilities toward pension, gratuity and compensated absences of employees retired before the acquisition date and acquisition date liabilities of continuing employees on the acquisition date, the Company's responsibility is limited only to remitting fixed amount requested by the respective Trusts and the same will be allowed to be recovered from consumers for disbursement to the beneficiaries covered under the Trusts. The Company has recognised amount payable to the Trusts for the current year for onward payment of the said liabilities are charged as an expense as they fall due.

Post-acquisition date liabilities of employees who were in service employees on the acquisition date are accounted for either as defined benefit plan or other long term employee benefit basis nature of the benefit.

19.02 Defined contribution plans

Erstwhile WESCO utility Employees

Provident Fund Plan

The Company's contributions toward provident fund of the eligible employees is deposited under the Employees Provident Fund and Miscellaneous Provisions Act, 1952. The provident fund is operated by the regional provident fund commissioner. Under the scheme, the Company is required to contribute a specified percentage of payroll cost to the retirement benefit scheme to fund the benefits. The Company does not have any further obligation under the plan.

Other than Erstwhile WESCO utility Employees

Provident Fund Plan

The Company makes contributions toward provident fund of qualifying employees which is a defined contribution plan. The Company's contribution to the employees provident fund is deposited under the Employees Provident Fund and Miscellaneous Provisions Act, 1952 which is recognised by the income tax authorities and operated by the regional provident fund commissioner. Under the scheme, the Company is required to contribute a specified percentage of payroll cost to the retirement benefit scheme to fund the benefits. The Company does not have any further obligation under the plan.

Employee State Insurance :-

The Company makes Employee State Insurance ('ESI') scheme contributions to defined contribution plans for eligible employees. Under the scheme, the Company is required to contribute a specified percentage of the payroll costs to fund the benefits. The contributions as specified are paid to the Employee State Insurance Corporation ('ESIC') set under the ESI Act 1948. The Company is generally liable for annual contributions. If the contribution payable to the scheme for service received before the balance sheet date exceeds the contribution already paid, the deficit payable to the scheme is recognised as a liability. If the contribution already paid exceeds the contribution due for services received before the balance sheet date, then excess is recognised as an asset to the extent that the pre-payment will lead to a reduction in future payment or a cash refund.

The Company has recognised a total of ₹19.95 crores (March 31, 2025 ₹19.59 crores) as contribution towards all the defined contribution plans in the statement of profit or loss.



19.03 Defined Benefits plans

Erstwhile WESCO Employees

i) Gratuity

The Company has a defined benefit gratuity plan. The gratuity plan is primarily governed by the Odisha Civil Services (Pension) Rules 1992. Employees who are in continuous service for a year of five years are eligible for gratuity. The level of benefits provided depends on the member's length of service and salary at the retirement date. The gratuity plan is funded plan. The fund has the form of a trust and is governed by Trustees appointed by the Company. The Trustees are responsible for the administration of the plan assets and for the definition of the investment strategy in accordance with the regulations. The funds are deployed in recognised insurer managed funds in India.

ii) Pension

The Company has a defined benefit pension plan. The pension plan is primarily governed by the Odisha Civil Services (Pension) Rules 1992. Employees who had joined WESCO on or before December 31, 2004 are eligible for pension. The level of benefits provided depends on the member's length of service and salary at the retirement date. The pension plan is funded plan. The fund has the form of a trust and is governed by Trustees appointed by the Company. The Trustees are responsible for the administration of the plan assets and for the definition of the investment strategy in accordance with the regulations. The funds are deployed in recognised insurer managed funds in India.

The terms of the vesting order as modified by the Carve Out order provide that for entire liabilities toward pension, gratuity and leave encashment of employees retired before the acquisition date and acquisition date liabilities of continuing employees on the acquisition date, the Company's responsibility is limited only to remitting fixed amount requested by the respective Trusts and the same will be allowed to be recovered from consumers for disbursement to the beneficiaries covered under the Trusts. Based on specific clarifications provided in the carve out and the vesting order, the Company has recognised amount payable to the Trusts for the current year for onward payment of the said liabilities in the statement of profit and loss as they fall due.

Post-acquisition date liabilities of employees who were in service employees on the acquisition date are accounted for either as defined benefit plan or other long term employee benefit basis nature of the benefit.

Refer note 35 for further details.

Other than Erstwhile WESCO Employees (Unfunded)

i) Gratuity

The Company operates a gratuity plan covering qualifying employees. The benefit payable is calculated as per the Payment of Gratuity Act, 1972. The benefit vests upon completion of five years of continuous service and once vested it is payable to employees on retirement or on termination of employment. The gratuity benefits payable to the employees are based on the employee's service and last drawn salary at the time of leaving. The employees do not contribute towards this plan and the full cost of providing these benefits are met by the Company. In case of death while in service, the gratuity is payable irrespective of vesting.

ii) Pension

The Company has a defined benefit pension granting a pre-determined sum as pension after completing vesting year.

iii) Post Employment Medical Benefit

The Company provides certain post-employment health care benefits to superannuated employees at some of its locations. In terms of the plan, the retired employees can avail free medical check-up and medicines at companies' facilities. The benefit is treated as defined benefit plan.

iv) Ex-Gratia Death Benefits

The Company has a defined benefit plan granting ex-gratia payment in case of death during service. The benefit consists of a pre-determined lump sum amount along with a sum determined based on last drawn basic salary per month and the length of service.

v) Retirement Gift

The Company has a defined benefit plan granting a pre-determined sum as retirement gift on superannuation of an employee.

19.04 Provision

(a) Non-Current

Gratuity (Refer Note 19.07 (a), (b), (c) & (d))
Pension fund (Refer Note 19.07 (a), (b), (c) & (d))
Leave Encashment
Post Retirement Medical Benefit (PRMB) (Refer Note 19.07 (a), (b))
Other Defined Benefit Plan (Refer Note 19.07 (a) & (b))

(b) Current

Gratuity (Refer Note 19.07 (a), (b), (c) & (d))
Pension fund (Refer Note 19.07 (a), (b), (c) & (d))
Leave Encashment
Post Retirement Medical Benefit (PRMB) (Refer Note 19.07 (a) & (b))*
Other Defined Benefit Plan (Refer Note 19.07 (a) & (b))

Other provisions

Provision for Claims & Compensation (Refer Note below)

	As at March 31, 2026 ₹ in Crore	As at March 31, 2025 ₹ in Crore
	83.37	59.44
	376.71	333.85
	78.40	65.37
	3.02	1.85
	12.31	10.74
	553.81	471.25
	0.89	0.82
	0.01	0.01
	3.46	3.25
	0.01	0.00
	0.34	0.33
	4.71	4.41
	18.01	17.69
	18.01	17.69
	22.72	22.10

Note: Movement in the Provision for Claims & Compensation

Balance at the beginning of the year

Provision made during the year
Payment/reversal during the year

Balance at the end of the year

* 0.00 represents amount below the rounding off norm adopted by the Company
Also Refer Note 31.2

	As at March 31, 2026 ₹ in Crore	As at March 31, 2025 ₹ in Crore
	17.69	15.45
	2.15	4.45
	(1.83)	(2.21)
	18.01	17.69



TP WESTERN ODISHA DISTRIBUTION LIMITED
NOTES FORMING PART OF THE FINANCIAL STATEMENTS AS AT AND FOR THE YEAR ENDED MARCH 31, 2026

19.05 Pre-acquisition liabilities of employees transferred from erstwhile WESCO utility:

The Company has acquired the electricity distribution business of WESCO with effect from January 1, 2021. As a part of Business transfer, all the employees of the undertaking were transferred to the Company effective January 1, 2021 on a continuity of service conditions. Previously retired employees as well as continuing employees of WESCO transferred to the Company are entitled to pension and/ or gratuity plan which are managed by separate trusts who are responsible for the disbursement of pension and gratuity to the beneficiaries. Liabilities of these trusts determined on an actuarial basis exceed assets available with them. Based on terms of the Vesting Order as modified by the Carve Out Order, these liabilities are treated in two parts.

Liabilities for past employees and acquisition date liabilities of existing employees

The Vesting Order as modified by the Carve Out order states that for entire liabilities toward pension, gratuity and leave encashment of past employees and acquisition date liabilities of existing employees, the Company's responsibility is limited only to remitting fixed amount requested by the respective Trusts and recovered by it from consumers as a part of ARR for disbursement to the beneficiaries covered under the Trusts. Given below are details of Trusts' total accrued liabilities in respect of these of ligations not transferred to the Company at this stage.

As at March 31, 2026

Particular	₹ in Crore			
	Pension	Gratuity	Leave	Total
Total liability of all employees	1,570.69	81.81	167.04	1,819.54
Total liabilities in respect of obligation not transferred to the company				
Total liability of past employees	1,002.19	-	-	1,002.19
Acquisition date liabilities of existing employees	191.93	18.99	97.14	308.06
Total	1,194.12	18.99	97.14	1,310.25

As at March 31, 2025

Particular	₹ in Crore			
	Pension	Gratuity	Leave	Total
Total liability of all employees	1,535.69	60.45	155.52	1,751.67
Total liabilities in respect of obligation not transferred to the company				
Total liability of past employees	1,002.68	-	-	1,002.68
Acquisition date liabilities of existing employees	199.30	20.35	99.75	319.40
Total	1,201.98	20.35	99.75	1,322.08

As per the Vesting and Carve Out Order, total amount paid/ payable is given below for the current year towards the liabilities in respect of obligation not transferred to the Company & have been recognised as expense in the statement of profit and loss and towards liabilities in respect of obligation transferred to the Company & have been recognised in liability:

March 31, 2026

Particulars	₹ in Crore			
	Pension	Gratuity	Leave	Total
Amount paid/payable towards liabilities in respect of obligation not transferred to the Company	109.84	1.36	2.61	113.81
Amount paid/payable towards liabilities in respect of obligation transferred to the Company	12.34	2.69	1.46	16.49
Total	122.18	4.05	4.07	130.30

March 31, 2025

Particulars	₹ in Crore			
	Pension	Gratuity	Leave	Total
Amount paid/payable towards liabilities in respect of obligation not transferred to the Company	108.44	1.62	3.21	113.27
Amount paid/payable towards liabilities in respect of obligation transferred to the Company	8.43	2.11	1.17	11.71
Total	116.87	3.73	4.38	124.98

Post acquisition date liabilities of existing employees :

The Company has assessed that post transfer of business, these plans as defined benefit plans and has accordingly recognized incremental liability in respect of existing employees on the acquisition date in the financial statements. Given below are necessary disclosures in respect of these liabilities, along with other defined benefits plan of the Company.

- 19.06** Risk associated with the plan provisions are actuarial risk. These risk are interest rate risk, demographic risk and salary escalation risk.

Interest risk

A decrease in the bond interest rate will increase the plan liability; however, this will be partially offset by an increase in the return on the plan's debt investments.

Longevity risk

The present value of the defined benefit plan liability is calculated by reference to the best estimate of the mortality of plan participants both during and after their employment. An increase in the life expectancy of the plan participants will increase the plan's liability.

Salary Escalation risk

The present value of the defined benefit plan liability is calculated by reference to the future salaries of plan participants. As such, an increase in the salary of the plan participants will increase the plan's liability.



TP WESTERN ODISHA DISTRIBUTION LIMITED
NOTES FORMING PART OF THE FINANCIAL STATEMENTS AS AT AND FOR THE YEAR ENDED MARCH 31, 2026

19.07 The following tables set out the funded status of gratuity plan and amount recognised in the Company's financial statements as at March 31, 2026. The valuation has been carried out using the "Project Unit Credit Method" as per Ind AS 19 "Employee Benefits" to determine the present value of defined benefit obligations and related current service cost.

a. Present Value of obligations

₹ in Crore

Particulars	Gratuity (Un Funded)	Other Defined Benefit (Unfunded**)	Gratuity (Funded)	Pension (Funded)
a. Present Value of obligations as at April 1, 2024 as per Actuarial Valuation (including obligation not transferred to the Company) (Refer note 19.04)	16.69	5.86	94.43	480.25
b. Interest Cost				
c. Current Service Cost	1.17	0.39	6.37	32.96
d. Past Service Cost	2.51	1.12	3.57	8.31
e. Acquisition (Credit)/Cost	-	-	-	-
f. Actuarial loss / (gain)-Demographic	(3.92)	-	-	-
g. Actuarial loss / (gain)-Financial	-	-	-	-
h. Actuarial loss / (gain)-Experience	0.61	0.28	3.63	23.60
i. Benefits Paid	3.13	(0.01)	3.22	61.25
	(0.03)	(0.54)	(6.73)	(18.79)
j. Present value of obligation as at March 31, 2025 (including obligation not transferred to the Company) (Refer note 19.04)	20.16	7.10	104.49	587.58
k. Present Value of obligations as at April 1, 2025 as per Actuarial Valuation (including obligation not transferred to the Company) (Refer note 19.04)	20.16	7.10	104.49	587.58
l. Interest Cost				
m. Current Service Cost	1.03	0.47	6.93	38.63
n. Past Service Cost	3.00	1.21	3.48	9.99
o. Acquisition (Credit)/Cost	0.42	-	11.94	-
p. Actuarial loss / (gain)-Demographic	(1.61)	-	-	-
q. Actuarial loss / (gain)-Financial	-	-	-	-
r. Actuarial loss / (gain)-Experience	0.23	0.13	1.43	8.94
s. Benefits Paid	(0.96)	(0.09)	4.92	1.95
	(0.84)	(0.19)	(7.40)	(22.14)
t. Present value of obligation at March 31, 2026 (including obligation not transferred to the Company) (Refer note 19.04)	21.43	8.63	125.79	624.95

b. Fair value of plan assets

₹ in Crore

Particulars	Gratuity (Un Funded)	Other Defined Benefit (Unfunded**)	Gratuity (Funded)	Pension (Funded)
a. Fair value of plan asset as at April 1, 2024 (including plan assets not transferred to the Company) (Refer note 19.04)	-	0.76	43.76	52.91
b. Acquisition (Credit)/Cost	-	-	-	-
c. Estimated return on plan asset	-	0.05	2.96	3.62
d. Employer contribution	-	0.54	3.73	16.37
e. Benefits Paid	-	(0.54)	(6.73)	(18.79)
f. Excess of actual over estimated return	-	(0.01)	0.33	0.45
g. Others	-	-	-	-
h. Fair value of plan asset as at March 31, 2025 (including plan assets not transferred to the Company) (Refer note 19.04)	-	0.80	44.05	54.56
i. Fair value of plan asset as at April 1, 2025 (including plan assets not transferred to the Company) (Refer note 19.04)	-	0.80	44.05	54.56
j. Acquisition (Credit)/Cost	-	-	-	-
k. Estimated return on plan asset	-	0.05	2.84	3.57
l. Employer contribution	-	0.18	4.05	19.71
m. Benefits Paid	-	(0.19)	(7.40)	(22.14)
n. Excess of actual over estimated return	-	(0.04)	0.44	0.73
o. Others	-	-	-	-
p. Fair value of plan asset at March 31, 2026 (including plan assets not transferred to the Company) (Refer note 19.04)	-	0.80	43.98	56.43



TP WESTERN ODISHA DISTRIBUTION LIMITED
NOTES FORMING PART OF THE FINANCIAL STATEMENTS AS AT AND FOR THE YEAR ENDED MARCH 31, 2026

c. Amount to be recognized in the balance sheet

₹ in Crore				
Particulars	Gratuity (Un Funded)	Other Defined Benefit (Unfunded**)	Gratuity (Funded)	Pension (Funded)
1. Present Value of obligations as at March 31, 2026 as per Actuarial Valuation (including obligation not transferred to the Company)	21.43	8.63	125.79	624.95
2. Fair value of Assets at the end of the year (including plan assets not transferred to the Company)	-	0.80	43.98	56.43
3. Net liability (before reducing liability not transferred to Company)	21.43	7.83	81.81	568.52
4. Liability not transferred to the Company as per vesting order	-	-	(18.99)	(191.93)
5. Net current Liability recognized in balance sheet as at March 31, 2026	0.89	0.32	-	-
6. Net non current Liability recognized in balance sheet as at March 31, 2026	20.54	7.51	62.82	376.59

₹ in Crore				
Particulars	Gratuity (Un Funded)	Other Defined Benefit (Unfunded**)	Gratuity (Funded)	Pension (Funded)
1. Present Value of obligations as at March 31, 2025 as per Actuarial Valuation (including obligation not transferred to the Company)	20.16	7.10	104.49	587.58
2. Fair value of Assets at the end of the year (including plan assets not transferred to the Company)	-	0.80	44.05	54.56
3. Net liability (before reducing liability not transferred to Company)	20.16	6.30	60.44	533.02
4. Liability not transferred to the Company as per vesting order	-	-	(20.35)	(199.30)
5. Net current Liability recognized in balance sheet as at March 31, 2025	0.82	0.30	-	-
6. Net non current Liability recognized in balance sheet as at March 31, 2025	19.34	6.00	40.09	333.72

d. Expenses Recognized in the Statement of Profit & Loss

Particulars	For the year ended March 31, 2026			
	Gratuity (Un Funded)	Other Defined Benefit (Unfunded**)	Gratuity (Funded)	Pension (Funded)
1. Current Service Cost	3.00	1.21	3.48	9.99
2. Past Service Cost	0.42	-	11.94	-
3. Interest Cost	1.03	0.47	6.93	38.63
4. Expected return on Plan Assets	-	(0.05)	(2.84)	(3.57)
5. Immediate Recognition of (Gains)/ Losses - Other Long Term Benefits	-	-	-	-
6. Net Actuarial (Gain)/Loss recognized in the year	-	(0.03)	-	-
7. Others (payment to trust)	-	-	-	-
8. Expenses recognized in statement of Profit & Loss	4.45	1.60	19.51	45.05

Particulars	For the year ended March 31, 2025			
	Gratuity (Un Funded)	Other Defined Benefit (Unfunded**)	Gratuity (Funded)	Pension (Funded)
1. Current Service Cost	2.51	1.12	3.57	8.31
2. Past Service Cost	-	-	-	-
3. Interest Cost	1.17	0.39	6.37	32.96
4. Expected return on Plan Assets	-	(0.05)	(2.96)	(3.62)
5. Immediate Recognition of (Gains)/ Losses - Other Long Term Benefits	-	-	-	-
6. Net Actuarial (Gain)/Loss recognized in the year	-	0.33	-	-
7. Others (payment to trust)	-	-	1.62	108.44
8. Expenses recognized in statement of Profit & Loss	3.68	1.79	8.60	146.09



e. Amount recognized in other comprehensive income (remeasurements)

₹ in Crore

Particulars	For the year ended March 31, 2026			
	Gratuity (Un Funded)	Other Defined Benefit (Unfunded**)	Gratuity (Funded)	Pension (Funded)
Actuarial (gains)/losses arising from:				
- changes in demographic assumptions	-	-	-	-
- changes in financial assumptions	0.23	0.12	1.43	8.94
- Return on plan assets	-	-	(0.44)	(0.73)
- experience adjustments	(0.96)	0.00	4.92	1.95
Total	(0.73)	0.12	5.91	10.16

₹ in Crore

Particulars	For the year ended March 31, 2025			
	Gratuity (Un Funded)	Other Defined Benefit (Unfunded*)	Gratuity (Funded)	Pension (Funded)
Actuarial (gains)/losses arising from:				
- changes in demographic assumptions	-	-	-	-
- changes in financial assumptions	0.61	0.22	3.63	23.60
- Return on plan assets	-	-	(0.33)	(0.45)
- experience adjustments	3.13	(0.28)	3.22	61.25
Total	3.74	(0.06)	6.52	84.40

f. Principal assumptions

Particulars	As at March 31, 2026		As at March 31, 2025	
	Gratuity (Unfunded)	Gratuity (funded)	Gratuity (Unfunded)	Gratuity (funded)
1. Discount rate	6.60%	6.60%	6.70%	6.70%
2. Salary escalation	7.00%	6.00%	7.00%	6.00%
3. Mortality rate	Indian Assured Lives Mortality (2006-08) Ult	Indian Assured Lives Mortality (2006-08) Ult	Indian Assured Lives Mortality (2006-08) Ult	Indian Assured Lives Mortality (2006-08) Ult

Particulars	As at March 31, 2026		As at March 31, 2025	
	Pension (funded)		Pension (funded)	
1. Discount rate	6.60%		6.70%	
2. Salary escalation	6.00%		6.00%	
3. In-service Mortality Rate	Indian Assured Lives Mortality (2012-14) Ult		Indian Assured Lives Mortality (2012-14) Ult	
4. Post-retirement Mortality Rate	LIC (a) (1996-98) Ultimate Rates		LIC (a) (1996-98) Ultimate Rates	

g. Category wise plan assets

Particulars	As at March 31, 2026	As at March 31, 2026	As at March 31, 2025	As at March 31, 2025
	Gratuity (Funded)	Pension (Funded)	Gratuity (Funded)	Pension (Funded)
Cash & Cash Equivalents	0.50%	2.60%	0.03%	2.00%
State Government Securities	59.45%	42.38%	52.48%	44.00%
Government of India Assets	4.65%	7.03%	4.65%	7.00%
Corporate Bonds	34.41%	36.58%	41.85%	36.00%
Other	0.99%	11.41%	0.99%	11.00%
Total	100.00%	100.00%	100.00%	100.00%



TP WESTERN ODISHA DISTRIBUTION LIMITED
NOTES FORMING PART OF THE FINANCIAL STATEMENTS AS AT AND FOR THE YEAR ENDED MARCH 31, 2026

h. Sensitivity analysis

Significant actuarial assumptions for the determination of the defined obligation are discount rate and expected salary increase. The sensitivity analyses below have been determined based on reasonably possible changes of the respective assumptions occurring at the end of the reporting year, while holding all other assumptions constant.

Increase/ (decrease) in defined benefit liability	As at March 31, 2026			
	Gratuity (Unfunded)	Other Defined Benefit (Unfunded**)	Gratuity (Funded)	Pension (Funded)
Impact on discount rate for 0.5% decrease in defined benefit obligation	1.22	0.74	7.50	47.77
Impact on discount rate for 0.5% increase in defined benefit obligation	(1.12)	(0.63)	(6.95)	(42.80)
Impact on salary escalation rate for 0.5% decrease in defined benefit obligation	(1.12)	(0.50)	(4.22)	(17.60)
Impact on salary escalation rate for 0.5% increase in defined benefit obligation	1.21	0.59	3.57	18.61

₹ in Crore

Increase/ (decrease) in defined benefit liability	As at March 31, 2025			
	Gratuity (Unfunded)	Other Defined Benefit (Unfunded**)	Gratuity (Funded)	Pension (Funded)
Impact on discount rate for 0.5% decrease in defined benefit obligation	1.08	0.52	6.46	42.94
Impact on discount rate for 0.5% increase in defined benefit obligation	(1.00)	(0.45)	(5.96)	(38.50)
Impact on salary escalation rate for 0.5% decrease in defined benefit obligation	(1.00)	(0.33)	(3.80)	(14.54)
Impact on salary escalation rate for 0.5% increase in defined benefit obligation	1.08	0.38	3.65	15.42

₹ in Crore

The sensitivity analysis presented above may not be representative of the actual change in the defined benefit obligation as it is unlikely that the change in assumptions would occur in isolation of one another as some of the assumptions may be correlated.

Furthermore, in presenting the above sensitivity analysis, the present value of the defined benefit obligation has been calculated using the projected unit credit method at the end of the reporting year, which is the same as that applied in calculating the defined benefit obligation liability recognized in the balance sheet.

There was no change in the methods and assumptions used in preparing the sensitivity analysis from previous year.

The weighted average duration of the unfunded gratuity plan is 10 year

i. The following payments are expected contribution to the defined benefit plan in future year

Expected Future cashflows	As at March 31, 2026			
	Gratuity (Unfunded)	Other Defined Benefit (Unfunded**)	Gratuity (Funded)*	Pension (Funded)*
Year 1	0.92	0.63	3.56	22.26
Year 2	1.02	0.64	6.37	27.22
Year 3	1.36	0.68	4.80	24.20
Year 4	1.69	0.72	7.41	28.74
Year 5	2.47	0.78	5.81	24.35
Year 6 to 10	15.79	4.76	32.23	131.37

₹ in Crore

Expected Future cashflows	As at March 31, 2025			
	Gratuity (Unfunded)	Other Defined Benefit (Unfunded**)	Gratuity (Funded)*	Pension (Funded)*
Year 1	0.85	0.60	4.01	27.62
Year 2	0.98	0.62	4.30	27.27
Year 3	1.39	0.62	5.77	29.13
Year 4	1.46	0.64	4.16	26.87
Year 5	1.67	0.67	6.56	30.35
Year 6 to 10	14.74	4.13	25.01	135.91

₹ in Crore

*including payment for liabilities not transferred to the Company (refer note 19.05)

** including rehabilitation scheme (funded plan) pertaining to legacy employees

0.00 represents amount below the rounding off norm adopted by the Company



TP WESTERN ODISHA DISTRIBUTION LIMITED
NOTES FORMING PART OF THE FINANCIAL STATEMENTS AS AT AND FOR THE YEAR ENDED MARCH 31, 2026

20 Capital Grant and Consumer contribution towards capital assets-Non Current	As at	
	March 31, 2026	March 31, 2025
	₹ in Crore	₹ in Crore
Consumer Contribution Towards Cost of Capital Assets	2,039.33	1,642.06
Deferred Government Grants towards cost of capital asset (Refer Note 49)	726.01	498.19
Total Capital Grant and Consumer contribution towards capital assets	2,765.34	2,140.25
Movement in Consumer Contribution Towards Capital Assets		
Balance at the beginning of the year	1,642.06	1,079.94
Add: Additions during the year	519.82	650.97
Less: Release to the Statement of Profit & Loss (Refer Note 28.3)	122.55	88.85
Balance at the end of the year	2,039.33	1,642.06

Note: Consumer Contributions towards cost of capital assets is amortised to the statement of profit and loss to match with depreciation charged on assets created out of such contribution.

Movement in Deferred Government Grants towards cost of capital asset

Balance at the beginning of the year	498.19	423.75
Add: Additions during the year	278.94	100.78
Less: Release to the Statement of Profit & Loss (Refer Note 28.3)	51.12	26.34
Balance at the end of the year	726.01	498.19

Note: Government Grant have been received for the purchase of certain items of property, plant and equipment. There are no unfulfilled condition or contingencies attached to the grant.

21 Borrowings

Non Current (At Amortised Cost)

Secured

	As at March 31, 2026	As at March 31, 2025
	₹ in Crore	₹ in Crore
Term Loans from Banks		
(a) HDFC Bank	174.06	190.16
(b) Canara Bank	192.31	199.86
(c) Indian Bank	-	224.73
(d) Axis Bank	399.73	398.94
(e) Odisha Gramin Bank	-	74.98
(f) State Bank of India	402.78	-
(g) Bank of Baroda	141.96	-
	1,310.84	1,088.67
Less : Current maturities of long-term borrowings		
(i) HDFC Bank	16.98	16.98
(ii) Canara Bank	15.38	7.69
(iii) Indian Bank	-	15.07
(iv) Axis Bank	15.37	-
(v) Bank of Baroda	10.71	-
Total non-current borrowings	1,252.40	1,048.93

21.01 The Company has not defaulted on any loans payable. The Company has utilized the loan for the sanctioned purpose.

21.02 Term Loans from HDFC Bank are repayable over 53 equal quarterly instalments and repayment has started from April, 2023.
Term Loans from Canara Bank Limited are repayable over 52 equal quarterly instalments and repayment has started from November, 2025.
Term Loans from Bank of Baroda Limited amounting to ₹144.64 crs are repayable over 56 equal quarterly instalments and repayment has started from August, 2025.
Term Loans from Axis Bank Limited are repayable over 52 equal quarterly instalments and repayment will start from December, 2026.
Term Loans from State Bank of India amounting to ₹402.78 crs are repayable over 52 equal quarterly instalments and repayment will start from January, 2028.
Term Loans from Indian Bank Limited amounting to ₹75 crs are repayable over 32 equal quarterly instalments and repayment has started from September, 2025*.
Term Loans from Indian Bank Limited amounting to ₹150 crs are repayable over 56 equal quarterly instalments and repayment has started from August, 2025*.
Term Loans from Odisha Grahmin Bank are repayable over 28 equal quarterly instalments and repayment will start from June, 2027# .

*During the year, the company has fully repaid the loan from Indian Bank through refinancing by Bank of Baroda of ₹224.73 crore.

#During the year, the company has fully repaid the loan from Odisha Grahmin Bank of ₹74.98 crore.

21.03 The rate of interest on term loans is as follows:

HDFC Bank: 6.97% per annum, linked to 1-month Treasury Bill (March 31, 2025: 8.22% per annum).
Canara Bank: 1-month MCLR plus 0.00%, presently 7.90% per annum (March 31, 2025: 8.55% per annum).
Bank of Baroda: 1-year G-Sec par yield plus 1.00% plus 0.83% credit risk premium, presently 7.50% per annum (March 31, 2025: Nil).
Axis Bank: 6.98% per annum, linked to applicable Repo Rate plus 1.73% (March 31, 2025: 7.98% per annum).
State Bank of India: 7.31% per annum, linked to 91-day Treasury Bill plus 204 basis points (March 31, 2025: Nil).
Indian Bank : Rs.150 cr based on 3 months MCLR i.e. presently Nil (March 31, 2025: 8.70%) & Rs.75 cr based on 3months MCLR i.e. presently Nil.(March 31, 2025: 8.75%).
Odisha Grahmin Bank : The rate of interest is Nil however same was linked to applicable REPO + 1.88% (March 31, 2025: 8.13%)

21.04 Term loans from HDFC are secured against 1st pari passu charge on all the entire movable fixed assets of the Company, both present and future; excluding assets transferred to the Company from WESCO as per terms of the vesting order, 2nd pari passu charge on entire current assets, both present and future excluding restricted assets as per vesting order. In addition - SBI has also first charge on all the bank accounts of the Company including Debt Service Reserve Account (DSRA).

21.05 Term Loans from Canara Bank is secured against 1st pari-passu charge (with other Term Loan) over entire movable & immovable fixed assets of the company, both present and future, excluding assets transferred to the company from WESCO vide vesting order of OERC & as per the conditions stipulated in vesting order & 2nd pari-passu charges (with other lenders) over entire current assets of the company, both present and future, excluding regulatory deposits & as per the conditions stipulated in vesting order. "Regulatory deposits" includes consumer security deposits and government deposits received in the form of grant, subsidy, relief fund, etc.

21.06 Term Loans from Bank of Baroda secured against 1st pari-passu charge over entire movable fixed assets of the company, both present and future, excluding assets transferred to the company from WESCO vide vesting order of OERC & as per the conditions stipulated in vesting order and any other prevailing Law/Order. (excluding Land and other immovable Assets) & second pari-passu charge on entire current Assets of the company, both present and future, excluding regulatory deposits and as per condition stipulated in vesting order."Regulatory Deposits" includes consumer security deposit and Government deposit received in the form of grant, subsidy, relief fund etc.

21.07 Term Loans from Axis Bank secured against 1st pari-passu charge over entire movable fixed assets of the company, both present and future, excluding assets transferred to the company from WESCO vide vesting order of OERC & as per the conditions stipulated in vesting order and any other prevailing Law/Order. (excluding Land and other immovable Assets) & second pari-passu charge on entire current Assets of the company, both present and future, excluding regulatory deposits and as per condition stipulated in vesting order."Regulatory Deposits" includes consumer security deposit and Government deposit received in the form of grant, subsidy, relief fund etc.

21.08 The deed of Hypothecation of SBI is under process.

21.09 Term Loans from HDFC & Canara Bank contain certain debt covenants relating to limitation on indebtedness, Total Debt to EBITDA, interest coverage ratio, FACR and debt service coverage ratio. The Company has satisfied all the debt covenants prescribed in the terms of bank loan.



21.10 Borrowings

Current (At Amortised Cost)

Secured credit facilities from banks

Cash credit - repayable on demand

Current Maturities of Long Term Borrowings

Term Loans from Bank

(i) HDFC Bank

(ii) Canara Bank

(iii) Indian Bank

(iv) Axis Bank

(v) Bank of Baroda

Total short-term borrowings

	As at March 31, 2026 ₹ in Crore	As at March 31, 2025 ₹ in Crore
Cash credit - repayable on demand	-	4.55
(i) HDFC Bank	16.98	16.98
(ii) Canara Bank	15.38	7.69
(iii) Indian Bank	-	15.07
(iv) Axis Bank	15.37	-
(v) Bank of Baroda	10.71	-
Total short-term borrowings	58.44	44.29

21.11 Secured credit facilities

The Company has availed secured credit facilities of ₹475 crore (March 31, 2025: ₹475 crore) from SBI Bank which includes fund based limit of ₹200 crore (March 31, 2025: ₹200 crore) at an interest rate for applicable tenor MCLR per annum (March, 31, 2025: applicable tenor MCLR per annum) and Non-fund based limit of ₹275 crore (March 31, 2025: ₹275 crore) at a commission rate of 0.35% per annum (March 31, 2025: 0.35% per annum).

The Company has availed secured credit facilities of ₹475 crore (March 31, 2025: ₹475 crore) from HDFC Bank which includes fund based limit of ₹200 crore (March 31, 2025: ₹200 crore) at an interest rate for applicable tenor MCLR per annum (March 31, 2025: applicable tenor MCLR per annum) and Non-fund based limit of ₹275 crore (March 31, 2025: ₹275 crore) at a commission rate of 0.35% per annum (March 31, 2025: 0.35% per annum).

These facilities are secured against first pari passu charge on all the current assets (other than restricted as per vesting order, including consumer security deposits and Government deposits received in the form of grant, subsidy, relief fund etc) both present and future with other lenders of the Company under Multiple Banking Arrangement (MBA). Collateral security- Second pari passu charge on entire movable/immovable fixed assets of the Company, excluding assets transferred to the Company from Wesco as per terms of the vesting order, with other lenders of the Company under MBA.

The Company has availed secured overdraft limits of ₹215 crore (March 31, 2025: ₹215 crore) from Union Bank of India at applicable Weighted Average Fixed Deposit Rate Plus 0.50% margin per annum (March 31, 2025: applicable Weighted Average Fixed Deposit Rate Plus 0.50% margin per annum).

The Secured Bank Overdraft working capital loan of Union bank of India of ₹ Nil as on March 31, 2026 (₹4.55 Crore as on March 31, 2025) (Sanctioned Limit ₹215.00 Crore) is backed /Secured by Fixed Deposit of ₹228.63 Crore.

21.12 Current borrowings secured against current assets

The quarterly returns or statements of current assets filed by the Company with banks are in agreement with the books of accounts. The Company has not used any of the borrowings from banks apart for the purpose for which it was taken. No short term funds have been used for long term purposes.

22 Other Non current liabilities

Deposit from supplier/vendor

Consumers' contribution for work under progress

Subsidies towards cost of capital asset

Advance for Government funded projects (Refer note 42.1)

Total other liabilities (non-current)

	As at March 31, 2026 ₹ in Crore	As at March 31, 2025 ₹ in Crore
Deposit from supplier/vendor	6.38	6.05
Consumers' contribution for work under progress	111.86	97.08
Subsidies towards cost of capital asset	140.60	189.97
Advance for Government funded projects (Refer note 42.1)	62.41	156.80
Total other liabilities (non-current)	321.25	449.90

23 Other financial liabilities - Non-current

Employees stock option plan (ESOP) payable

Total other financial liabilities - non current

	As at March 31, 2026 ₹ in Crore	As at March 31, 2025 ₹ in Crore
Employees stock option plan (ESOP) payable	1.41	1.17
Total other financial liabilities - non current	1.41	1.17

24 Trade payables (at amortised cost)

(i) Outstanding dues of micro enterprises and small enterprises ("MSE") (Refer note 24.2 below)

(ii) Outstanding dues other than micro enterprises and small enterprises

Total trade payables

	As at March 31, 2026 ₹ in Crore	As at March 31, 2025 ₹ in Crore
(i) Outstanding dues of micro enterprises and small enterprises ("MSE") (Refer note 24.2 below)	66.81	51.99
(ii) Outstanding dues other than micro enterprises and small enterprises	859.06	1,009.19
Total trade payables	925.87	1,061.18

24.1 Refer note 41 for related party disclosure.

24.2 Post acquisition the company has started process of identifying micro and small enterprises separately. Micro and small enterprises under the Micro, Small and Medium Enterprises Development Act, 2006 have been determined based on the information available with the Company and the required disclosures are given below:

Particulars

(a) Principal amount*

(b) Interest due

(c) The amount of interest paid in terms of section 16 of the Micro, Small and Medium Enterprises Development Act, 2006 (27 of 2006), along with the amounts of the payment made to the supplier beyond the appointed day during each accounting year.

(d) The amount of interest due and payable for the year of delay in making payment (which has been paid but beyond the appointed day during the year) but without adding the interest specified under the Micro, Small and Medium Enterprises Development Act, 2006

(e) The amount of interest accrued

(f) The amount of further interest due and payable even in the succeeding years, until such date when the interest dues as above are actually paid to the small enterprise

Total

	As at March 31, 2026 ₹ in Crore	As at March 31, 2025 ₹ in Crore
(a) Principal amount*	217.34	175.13
(b) Interest due	-	-
(c) The amount of interest paid in terms of section 16 of the Micro, Small and Medium Enterprises Development Act, 2006 (27 of 2006), along with the amounts of the payment made to the supplier beyond the appointed day during each accounting year.	-	-
(d) The amount of interest due and payable for the year of delay in making payment (which has been paid but beyond the appointed day during the year) but without adding the interest specified under the Micro, Small and Medium Enterprises Development Act, 2006	-	-
(e) The amount of interest accrued	-	-
(f) The amount of further interest due and payable even in the succeeding years, until such date when the interest dues as above are actually paid to the small enterprise	-	-
Total	217.34	175.13

*It includes amount payable in the nature of capital creditors ₹ 150.53 crore (March 31, 2025 ₹123.14 crore) disclosed under note 25 - Other financial liability



TP WESTERN ODISHA DISTRIBUTION LIMITED
NOTES FORMING PART OF THE FINANCIAL STATEMENTS AS AT AND FOR THE YEAR ENDED MARCH 31, 2026

24.3 Trade Payables Ageing schedule as at March 31, 2026

Particulars	Outstanding for following years from due date of payment #						Total
	Not due*	Less than 6 Months	6 Months - 1 Year	1-2 Years	2-3 years	More than 3 years	
(i) Undisputed Trade Payables							
a) Total outstanding dues of micro enterprises and small enterprises	33.14	14.65	4.80	4.70	2.60	6.92	66.81
b) Total outstanding dues of creditors other than micro enterprises and small enterprises	453.18	345.45	4.69	2.64	19.08	34.02	859.06

Where due date of payment is not available date of transaction has been considered

Trade Payables Ageing schedule as at March 31, 2025

Particulars	Outstanding for following years from due date of payment #						Total
	Not due*	Less than 6 Months	6 Months - 1 Year	1-2 Years	2-3 years	More than 3 years	
(i) Undisputed Trade Payables							
a) Total outstanding dues of micro enterprises and small enterprises	19.69	20.12	2.87	2.54	0.44	6.33	51.99
b) Total outstanding dues of creditors other than micro enterprises and small enterprises	592.68	352.67	4.88	23.73	1.68	33.55	1,009.19

Where due date of payment is not available date of transaction has been considered

*Includes provision for expenses, where invoices not received till the date of Balance Sheet.

The Management has identified disputed payables basis information available from the company.

25 Other financial liabilities

Current (At amortised cost)

Payable to employees	47.35	50.99
Employees stock option plan (ESOP) payable	2.26	-
Security deposit from electricity consumers (Refer note below)*	1,379.08	1,309.57
Deposit from others	2.29	2.82
Outstanding for supply of capital material (Refer Note 24.2)	328.57	264.24
Interest accrued but not due on security deposits from electricity consumers	71.22	80.93
Interest Accrued but not due on borrowings	3.47	1.31
Payable to residuary company	18.09	8.82
Consumers' contribution for work under progress	43.42	44.59
Interest payable on government grant fund	3.65	32.42
Other Government fund (MMSBY Smart Meter < 2kw)	1.55	-
Other financial liabilities (payable against Additional Serviceable Liabilities-Refer note 40)	16.92	19.48
Total other financial liabilities	1,917.87	1,815.17

	As at March 31, 2026	As at March 31, 2025
	₹ in Crore	₹ in Crore
	47.35	50.99
	2.26	-
	1,379.08	1,309.57
	2.29	2.82
	328.57	264.24
	71.22	80.93
	3.47	1.31
	18.09	8.82
	43.42	44.59
	3.65	32.42
	1.55	-
	16.92	19.48
	1,917.87	1,815.17

Note: The security deposits from electricity consumers carry interest at 5.50% p.a. (March 31, 2025 : 6.50%) and is adjusted against power bill of the respective customers as per tariff regulations. The amount is refundable on surrender of electricity connection by the consumer.

* The security deposit received from electricity consumers is maintained in the form of bank fixed deposits including accrued interest thereon, amounted to ₹1,457.22 crore as at March 31, 2026 (March 31, 2025: ₹1,475.56 crore). (Refer note no 7.2, 14.03 and 15.2).

26 Other current liabilities

Statutory liabilities	96.14	96.15
Advance from Customer	84.03	102.06
Advance for Government funded projects (Refer Note no 42.1)	45.63	-
Other Government funded projects (PM Suryaghar Yojna) (Refer Note no 51)	50.64	17.64
Others (Tariff balancing reserve)	11.31	5.38
Total other liabilities	287.75	221.23

	As at March 31, 2026	As at March 31, 2025
	₹ in Crore	₹ in Crore
	96.14	96.15
	84.03	102.06
	45.63	-
	50.64	17.64
	11.31	5.38
	287.75	221.23



27 Regulatory Deferral Account

27.01 Accounting Policy

The Company determines revenue gaps (i.e. surplus/shortfall in actual returns over returns entitled) in respect of its regulated operations in accordance with the provisions of Ind AS 114 - 'Regulatory Deferral Accounts' read with the Guidance Note on Rate Regulated Activities issued by the Institute of Chartered Accountants of India (ICAI) and based on the principles laid down under the relevant Tariff Regulations/Tariff Orders notified by the Electricity Regulator and the actual or expected actions of the regulator under the applicable regulatory framework. Appropriate adjustments in respect of such revenue gaps are made in the regulatory deferral account of the respective year for the amounts which are reasonably determinable and no significant uncertainty exists in such determination.

These adjustments/accruals representing revenue gaps are carried forward as Regulatory deferral accounts debit/credit balances (Regulatory Assets/Regulatory Liabilities) as the case may be in the financial statements, which would be recovered/refunded through future billing based on future tariff determination by the regulator in accordance with the electricity regulations.

The Company presents separate line items in the balance sheet for:

- i. the total of all regulatory deferral account debit balances and related deferred tax balances; and
- ii. the total of all regulatory deferral account credit balances and related deferred tax balances.

A separate line item is presented in the Statement of Profit and Loss for the net movement in regulatory deferral account.

27.02 Rate Regulated Activities

- (i) As per the Ind AS-114 'Regulatory Deferral Accounts', the business of electricity distribution is a Rate Regulated activity wherein the Odisha Electricity Regulatory Commission (the 'OERC' or the 'regulator') determines Tariff to be charged from consumers based on prevailing regulations in place.

The Odisha Electricity Regulatory Commission (Terms and Conditions for Determination of Wheeling Tariff and Retail Supply Tariff) Regulations, 2014/ 2022, are applicable to the company. These regulations require the OERC to determine tariff in a manner wherein the Company can recover its fixed and variable costs including assured rate of return on approved equity base, from its consumers. The Company determines the Revenue, Regulatory Assets and Liabilities as per the terms and conditions specified in these Regulations and Vesting Order.

As per the vesting order, the AT&C loss trajectory which can be passed on to customers is fixed for the first ten years. Any gain/ loss arising due to lower/ higher AT&C losses vis-a-vis fixed trajectory belongs to the Company and is not passed on to the customer. The Company determines the amount of such gain/ loss based on basis power purchase cost only and treats all other expenses including operation and maintenance expenses, employee cost, finance cost and tax expense as per prevailing regulations and tariff orders while determining 'Regulatory Deferral Account Balance'.

- (ii) In terms of the applicable regulations, the Company submits its Annual Revenue Requirements (ARR) before beginning of the year for approval of the OERC. After close of financial statements for a year, the actual income and expense incurred by the Company are reviewed and approved by the OERC in the form of True-up Order.

- (iii) The balance of regulatory asset/liabilities of distribution business at reporting date is as follows:

	As at March 31, 2026 ₹ crore	As at March 31, 2025 ₹ crore
Regulatory Deferral Account		
Regulatory Liabilities	(9.05)	(138.75)
Net Regulatory Assets/(Liability)	(9.05)	(138.75)

- (iv) Movement of Regulatory Assets/Liabilities of distribution business as per Rate Regulated Activities is as follows:

	Year Ended March 31, 2026 ₹ crore	Year Ended March 31, 2025 ₹ crore
a. Opening Regulatory Liabilities (net of Assets) (A)	(138.75)	(716.42)
b. Regulatory Income/(Expenses) during the year		
(i) Power Purchase Cost (normative) net off rebate	4,603.96	5,182.32
(ii) Other expenses as per the terms of Tariff Regulations including Return on Equity	1,742.74	1,667.27
(iii) Available revenue including non tariff income etc	(6,238.29)	(6,414.45)
(iv) Allowance based on true up order	-	21.88
(v) Efficiency gain on Working capital and term loan	5.82	26.06
c. Regulatory Income recognised in statement of profit and loss (i + ii + iii+ iv+ v) = (B)	114.23	483.07
d. Regulatory Income recognised in OCI (Refer Note 35) (C)	15.46	94.60
e. Net movement in regulatory deferral balances (B+C) = (D)	129.69	577.67
f. Closing Regulatory Liabilities (net of Assets) (A+D) *	(9.05)	(138.75)

* Excludes interest on deposits made out of retained earnings being retained by the Company for the financial year 2025-26 amounting to ₹22.05 crore in accordance with the provisions of Regulation 4.3.2 and 5.9.2 of OERC (Terms and Conditions for Determination of Wheeling Tariff and Retail Supply Tariff) Regulations, 2022 and includes interest on deposits made out of retained earnings being treated as pass through to consumers in the books for the financial years 2024-25 and 2023-24 amounting to ₹17.22 crores and ₹12.43 crores respectively.

Also refer note 49

- (v) **True-up order**

The Company determines revenue gaps (i.e. surplus/ shortfall in actual returns over returns entitled) in respect of its regulated operations in accordance with the provisions of Ind AS 114 - 'Regulatory Deferral Accounts' read with the Guidance Note on Rate Regulated Activities issued by the Institute of Chartered Accountants of India (ICAI) and based on the principles laid down under the relevant Tariff Regulations/Tariff Orders notified by the OERC ("regulator") and the actual or expected actions of the regulator under the applicable regulatory framework.

The OERC (Terms and Conditions for Determination of Wheeling Tariff and Retail Supply Tariff) Regulations, 2022, regulations require the OERC to determine tariff in a manner that the Company, subject to certain specific gains and losses allowed to be retained under the Vesting Order, can recover its fixed and variable costs including assured rate of return on approved equity base, from its consumers. The Company determines the Revenue, Regulatory Assets and Liabilities as per the terms and conditions specified in these Regulations. In terms of the regulations, the Company submits its Annual Revenue Requirements (ARR) before beginning of the year for approval of the OERC. After close of financial statements for a year, the actual income and expense incurred by the Company are reviewed and approved by the OERC in the form of True-up Order.

During the current year, the Company has filed true-up application for FY 2023-24 and FY 2024-25 along with ARR application for FY 2026-27 as per the regulations. After going through due process, the regulator allowed certain claims/ expenses on provisional basis which are lower than the claim submitted by the company under ARR for FY 2023-24 and FY 2024-25. The OERC further decided to verify these additional expenditures through a Special Audit.

The OERC has provisionally trueed up revenue gap for FY 2023-24 and FY 2024-25, resulting in a lower revenue entitlement of ₹27.54 crore and ₹123.22 crore respectively vis-à-vis the amount arrived at using actual expenses incurred by the Company.

The Management is in the process of seeking clarifications from OERC and contemplating to file review petition with respect to the aforesaid lower allowances for FY 2023-24 and FY 2024-25. The management believes that the actual expenditures claimed by the Company are within regulatory framework and in line with tariff regulations. Management strongly believes that the actual amount spent exceeding approved trueed-up amount is uncontrollable in nature and all the claim/ expenses will be allowed subsequently through special audit. Accordingly, the Company continues to treat above claim made through True up petition as pass through to the consumers. The management believes that there will not be any adverse financial implications.

Further, the Company has incurred additional expenses under the following heads as compared to amount approved by the OERC for the financial year ended March 31, 2026 as below:

Operation and Maintenance expenses for FY 2025-26- ₹ 124.28 crores

Management is confident of getting approval with regard to the excess amount spent as these are in the nature of uncontrollable cost and allowable as per the OERC Regulations, 2022.

Accordingly, the Company continues to treat above additional expenditure as pass through to the consumers.

The management believes that there will not be any adverse financial implications.



28 Revenue recognition
Accounting policy
Revenue from contracts with customers is recognised when control of the goods or services are transferred to the customer at an amount that reflects the consideration to which the Company expects to be entitled in exchange for those goods or services.

Description of performance obligations are as follows:

28.1.1 Sale of power - Distribution

Revenue from the supply of power is recognised net of any cash rebates over time for each unit of electricity delivered at the pre-determined rate as per the tariff order, including relevant provisions of Electricity Distribution (Accounts & Additional Disclosers) Rules, 2024.

Revenue from power supply is accounted for on the basis of billings to consumers and includes unbilled revenues accrued up to the end of the reporting year. Revenue from power supply is recognised net of the applicable taxes which the Company collects from the customer on behalf of the government/state authorities.

The Company, as per the prevalent Regulations (referred as "Tariff Regulations") for distribution business, is required to recover its Annual Revenue Requirement (ARR) comprising of expenditure on account of power purchase costs, operations and maintenance expenses, financing cost, as per the said Tariff Regulations and an assured return on equity. As per the said Tariff Regulations, the Company determines the ARR and any excess/shortfall in recovery of ARR during the year is accounted for in "Regulatory Deferral Account Balance".

Revenue in respect of invoice raised for dishonest abstraction of power is recognized when the certainty of its collection is probable i.e. generally as and when recovered.

28.1.2 Cross Subsidy & Open Access Charges

Revenue from cross subsidy & open access charges is accounted for on the basis of billings to consumers and includes unbilled revenues accrued up to the end of the reporting year.

28.2 Contribution for capital works

Consumer's contribution towards property, plant and equipment which require an obligation to provide electricity connectivity to the consumers is treated as capital receipt and credited in other liabilities under the head 'consumer's deposit for work' until transferred to a separate account on commissioning of the assets. An amount equivalent to the depreciation charge for the year on such assets is appropriated from this account as income to the Statement of Profit and Loss.

28.3 Revenue from operations

Revenue from sale of power

Gross revenue as per tariff

5,755.31

5,945.57

Less: rebate to consumers

72.16

65.46

Revenue from contract with customers

5,683.15

5,880.11

Other operating revenue

Amortisation of consumer contribution

122.55

88.85

Amortisation of government grant

51.12

26.34

Recovery of meter Rent

40.48

49.95

Over drawal Payment recovered

11.62

10.92

Supervision Charges

6.93

0.91

Miscellaneous operating income

2.65

2.11

Cross Subsidy & Open Access Charges

321.88

273.61

557.23

452.69

Revenue from operations

6,240.38

6,332.80

Disaggregation of revenue

The Company deals in a single type of product i.e. power which is sold directly to consumers, consideration in respect of which is based on energy supplied. Thus further disclosure in respect of disaggregation of revenue is not required.

28.4 Contract Balances

The following table provides information about receivables, contract assets and contract liabilities from contracts with customers

Particulars

Contract liabilities

Advance from consumers

As At

March 31, 2026

As At

March 31, 2025

₹ in Crore

₹ in Crore

84.03

102.06

Total contract liabilities

84.03

102.06

Receivables

Trade receivables

1,105.29

1,048.42

Unbilled revenue depending only on passage of time

478.72

460.35

Less : Allowances for doubtful debts

(685.45)

(609.78)

Net receivables

898.56

898.99



TP WESTERN ODISHA DISTRIBUTION LIMITED
NOTES FORMING PART OF THE FINANCIAL STATEMENTS AS AT AND FOR THE YEAR ENDED MARCH 31, 2026

Contract assets

Contract asset is the right to consideration in exchange for goods or services transferred to the customer. Contract assets are transferred to receivables when the rights become unconditional.

Contract Liabilities

A contract liability is the obligation to transfer goods or services to a customer for which the Company has received consideration (or an amount of consideration is due) from the customer. If a customer pays consideration before the Company transfers goods or services to the customer, a contract liability is recognized when the payment is made or the payment is due (whichever is earlier). Contract liabilities are recognized as revenue when the Company performs under the contract, i.e., normally within twelve months from the reporting date.

Significant changes in the contract assets and the contract liabilities balances during the year are as follows:

Particulars	Contract Assets	
	As at March 31, 2026	As at March 31, 2025
	₹ in Crore	₹ in Crore
Unbilled revenue		
Opening balance as at 1 April		
Add: Revenue recognised during the year and electricity duty thereon	460.35	404.63
Less: Transfer from contract assets to receivables/adjustments	478.72	460.35
Closing Balance	(460.35)	(404.63)
	478.72	460.35
Particulars	Contract Liabilities	
	As at March 31, 2026	As at March 31, 2025
	₹ in Crore	₹ in Crore
Advance from consumers		
Opening balance as at 1 April		
Revenue recognised / adjusted during the year	102.06	80.68
Advance received during the year not recognised as revenue	(49.39)	(27.55)
Closing Balance	31.36	48.93
	84.03	102.06

28.5 Transaction Price - Remaining Performance Obligation

The remaining performance obligation disclosure provides the aggregate amount of the transaction price yet to be recognized as at the end of the reporting year and an explanation as to when the Company expects to recognize these amounts in revenue. Applying the practical expedient as given in Ind AS 115, the Company has not disclosed the remaining performance obligation related disclosures for contracts as the revenue recognized corresponds directly with the value to the customer of the entity's performance completed to date.

Also refer note 50

29 Other income

Accounting Policy

Interest income

Interest income from a financial asset is recognised when it is probable that the economic benefits will flow to the Company and the amount of income can be measured reliably. Interest income is accrued on a time basis, by reference to the principal outstanding and at the effective interest rate applicable, which is the rate that exactly discounts estimated future cash receipts through the expected life of the financial asset to that asset's net carrying amount on initial recognition.

Delayed Payment Charges (DPC)

DPC is charged at the rate prescribed by the Tariff Regulations on the outstanding balance. Revenue in respect of DPC and interest on DPC leviable as per the Tariff Regulations are recognized on actual realisation or accrued based on an assessment of certainty of realization supported by an acknowledgement from customers.

Incentive on past arrears collection

As per terms of OERC vesting order, the Company is eligible for incentive on past arrear collections pertaining to year prior to March 31, 2020. Income in respect of incentive is recognized as percentage of actual realization of past arrears.

	Year Ended	Year Ended
	March 31, 2026	March 31, 2025
	₹ in Crore	₹ in Crore
Interest income	156.64	140.89
Delayed payment surcharge	14.66	14.72
Incentives on Arrears Collection	5.96	4.91
Gain on sale of Short Term Investments	8.39	10.55
Other income (includes and Sale Proceeds of Scraps)	1.34	15.19
	186.99	186.26



TP WESTERN ODISHA DISTRIBUTION LIMITED
NOTES FORMING PART OF THE FINANCIAL STATEMENTS AS AT AND FOR THE YEAR ENDED MARCH 31, 2026

30 Cost of power purchased and transmission charges

	Year Ended March 31, 2026	Year Ended March 31, 2025
	₹ in Crore	₹ in Crore
Power purchase cost	4,317.27	4,935.93
Transmission charges	276.62	276.32
SLDC charges	1.91	2.34
Less: rebate on power purchased, transmission charges and SLDC charges	47.28	50.86
	4,548.52	5,163.73

31 Employee benefits expense (net)

	Year Ended March 31, 2026	Year Ended March 31, 2025
	₹ in Crore	₹ in Crore
Salaries, wages and bonus	350.32	331.68
Contribution to provident and other funds (Refer note 19)	177.66	168.41
Gratuity and ex-gratia (Refer note 19)	25.30	12.39
Compensated absences	19.00	27.03
Staff welfare expenses	19.64	18.98
Equity settled options granted by parent company (Refer note below)	2.49	0.85
Gross employee benefit expenses	594.41	559.34
Less :Employee Cost Capitalization	25.66	20.09
Net employee benefit expenses	568.75	539.25

31.1 Share Based Payments

Accounting policy

The Tata Power Company Limited ("Holding Company") has granted employee stock options to the eligible employees of the company. As per the scheme, on fulfilling of the vesting condition the Holding Company will issue its equity shares to the eligible employees of the Company.

The cost of equity-settled transactions is determined by the fair value of Holding Company's share at the date when the grant is made using an appropriate valuation model. That cost is recognised over the period in which the performance and/or service conditions are fulfilled in employee benefits expense. The cumulative expense recognised for equity-settled transactions at each reporting date until the vesting date reflects the extent to which the vesting period has expired and the companies best estimate of the number of equity instruments that will ultimately vest. The expense or credit in the statement of profit and loss for a period represents the movement in cumulative expense recognised as at the beginning and end of that period and is recognised in employee benefits expense.

Service and non-market performance conditions are not taken into account when determining the grant date fair value of awards, but the likelihood of the conditions being met is assessed as part of the companies best estimate of the number of equity instruments that will ultimately vest. Non-vesting conditions are reflected in the fair value of an award and lead to an immediate expensing of an award unless there are also service and/or performance conditions.

No expense is recognised for awards that do not ultimately vest because non-market performance and/or service conditions have not been met. Where awards include a market or non-vesting condition, the transactions are treated as vested irrespective of whether the market or non-vesting condition is satisfied, provided that all other performance and/or service conditions are satisfied.

When the terms of an equity-settled award are modified, the minimum expense recognised is the grant date fair value of the unmodified award, provided the original vesting terms of the award are met. An additional expense, measured as at the date of modification, is recognised for any modification that increases the total fair value of the share-based payment transaction, or is otherwise beneficial to the employee. Where an award is cancelled by the entity or by the counterparty, any remaining element of the fair value of the award is expensed immediately through profit or loss.



TP WESTERN ODISHA DISTRIBUTION LIMITED
NOTES FORMING PART OF THE FINANCIAL STATEMENTS AS AT AND FOR THE YEAR ENDED MARCH 31, 2026

Equity-settled share option plan

The Tata Power Company Limited – Employee Stock Option Plan 2023

During the FY 2023-24, the shareholders of the Holding Company approved 'The Tata Power Company Limited – Employee Stock Option Plan 2023' ('ESOP 2023' / 'Plan'). The Holding Company has granted employee stock options to the eligible employees of the Holding and its subsidiaries, including employees of the Company at an exercise price of Rs. 249.80 (Rupees Two Hundred Forty Nine and Eighty Paise) per option exercisable into equivalent equity shares of ₹ 1 each subject to fulfilment of vesting conditions.

Further during the FY 2024-25, the Holding Company has granted additional employee stock options to certain employees of the group at an exercise price of ₹ 425.40 (Four hundred twenty-five rupees and forty paise) per option exercisable into equivalent equity shares of ₹ 1 each subject to fulfilment of vesting conditions.

Further during the FY 2025-26, the Holding Company has granted additional employee stock options to certain employees of the group at an exercise price of ₹ 395.85 (Three hundred ninety-five rupees and eighty five paise) per option exercisable into equivalent equity shares of ₹ 1 each subject to fulfilment of vesting conditions.

The expense recognised for employee services received during the year is shown in the following table:

	Year Ended March 31, 2026 ₹ in Crore	Year Ended March 31, 2025 ₹ in Crore
Expense arising from equity-settled share-based payment transactions	2.49	0.85
Total expense arising from share-based payment transactions	2.49	0.85

Employee Stock Option Plan 2023 - Grant - 1

Movements during the year

	Year Ended March 31, 2026 ₹ in Crore	Year Ended March 31, 2025 ₹ in Crore
Option exercisable at the beginning of the year	1,89,330	2,40,500
Granted during the year	97,220	Nil
Forfeited/Expired during the year	Nil	(51,170)
Exercised during the year	Nil	Nil
Expired during the year	Nil	Nil
Option exercisable at the end of the year	2,86,550	1,89,330
Market price of share on the date of grant (₹ per Share)	249.80	249.80
Share price for options exercised during the year	Not applicable	Not applicable
Remaining contractual life	0.58 Years	1.58 Years

The holding company has estimated fair value of options using Black Scholes model. The following assumptions were used for calculation of fair value of options granted.

Assumption factor

	As at March 31, 2026 ₹ in Crore	As at March 31, 2025 ₹ in Crore
Dividend Yield (%)	0.70%	0.70%
Risk free interest rate (%)	7.21%	7.21%
Expected life of share option (Years)	4 Years	4 Years
Expected volatility* (%)	39.81%	39.81%
Weighted Average Share price	249.80	249.80
Weighted Average Fair Value at the measurement date	97.75	97.75

Employee Stock Option Plan 2023 - Grant - 2

Movements during the year

	As at March 31, 2026 ₹ in Crore	As at March 31, 2025 ₹ in Crore
Option exercisable at the beginning of the year	1,35,020	Nil
Granted during the year	3,140	1,35,020
Forfeited/Expired during the year	Nil	Nil
Exercised during the year	Nil	Nil
Expired during the year	Nil	Nil
Option exercisable at the end of the year	1,38,160	1,35,020
Market price of share on the date of grant	425.40	425.40
Share price for options exercised during the year	Not applicable	Not applicable
Remaining contractual life	1.58 Years	2.58 Years

The holding company has estimated fair value of options using Black Scholes model. The following assumptions were used for calculation of fair value of options granted.



TP WESTERN ODISHA DISTRIBUTION LIMITED
NOTES FORMING PART OF THE FINANCIAL STATEMENTS AS AT AND FOR THE YEAR ENDED MARCH 31, 2026

Assumption factor	As at	As at
	March 31, 2026	March 31, 2025
	₹ in Crore	₹ in Crore
Dividend Yield (%)	0.47%	0.47%
Risk free interest rate (%)	6.64%	6.64%
Expected life of share option (Years)	4 Years	3 - 5 Years
Expected volatility* (%)	37.26%	37.26%
Weighted Average Share price	425.40	425.40
Weighted Average Fair Value at the measurement date	159.28	159.28

Employee Stock Option Plan 2023 - Grant - 3

Movements during the year

	As at	As at
	March 31, 2026	March 31, 2025
	₹ in Crore	₹ in Crore
Option exercisable at the beginning of the year		
Granted during the year	Nil	Nil
Forfeited/Expired during the year	2,06,370	Nil
Exercised during the year	Nil	Nil
Expired during the year	Nil	Nil
Option exercisable at the end of the year	Nil	Nil
Market price of share on the date of grant	2,06,370	Nil
Share price for options exercised during the year	395.85	Nil
Remaining contractual life	Not applicable	Not applicable
	2.58 Years	Nil

The holding company has estimated fair value of options using Black Scholes model. The following assumptions were used for calculation of fair value of

Assumption factor

	As at	As at
	March 31, 2026	March 31, 2025
	₹ in Crore	₹ in Crore
Dividend Yield (%)	0.57%	Nil
Risk free interest rate (%)	6.05%	Nil
Expected life of share option (Years)	4 Years	Nil
Expected volatility* (%)	31.21%	Nil
Weighted Average Share price	395.85	Nil
Weighted Average Fair Value at the measurement date	128.43	Nil

*The expected volatility reflects the assumption that the historical volatility over a period similar to the life of the options is indicative of future trends, which may not necessarily be the actual outcome.

Also, refer note 41 for related party disclosure

31.2 New labour codes related

On November 21, 2025, the Central Government notified the implementation of four Labour Codes through separate notifications published in the Official Gazette, namely: Code on Wages, 2019; Industrial Relations Code, 2020 ; Code on Social Security, 2020 ; Occupational Safety, Health and Working Conditions Code, 2020 (collectively referred to as the "New Labour Codes").

These Codes consolidate and replace 29 existing labour legislations. Subsequently, on December 31, 2025, the Central Government pre-published draft rules under the respective Labour Codes for public comments. The final rules are yet to be notified. The Ministry of Labour and Employment has also issued Frequently Asked Questions (FAQs) to facilitate smooth implementation of the Codes.

The New Labour Codes prescribe a revised and inclusive definition of "wages", which is relevant, inter alia, for the computation of post-employment benefit obligations such as gratuity and leave benefit schemes. Under the revised definition, certain specified components of remuneration are excluded from wages, subject to an overall cap of 50% of total remuneration. Any excess beyond this limit is deemed to form part of wages.

The Company's workforce comprises employees transferred from the erstwhile WESCO utility and employees engaged during the post-acquisition period. For post-acquisition employees, the gratuity obligation has been computed based on restructured salary components approved by the Parent Company. Employee communication in this regard will be undertaken following approval by the Nomination and Remuneration Committee of the Company. Based on legal opinions obtained, the proposed salary restructuring is in compliance with the provisions of the New Labour Codes.

During the year ended March 31, 2026, the Company has recognised an expense of ₹ 5.69 crore towards the impact on gratuity and leave benefit obligations arising from the changes in the labour laws. The amount has been charged under "Employee Benefit Expense" in the Statement of Profit and Loss, based on information available up to the date of authorisation of the financial statements. Given that the matter is evolving and the final Central and State Rules are yet to be notified, the Company will continue to monitor developments and will recognise any further impact as and when required, based on future notifications and clarifications.

Further, during the current financial year, the Company has also recognised an expense under "Employee Benefit Expense" in the Statement of Profit and Loss of ₹ 9.67 crore on account of the increase in the gratuity ceiling limit from ₹15 lakh to ₹20 lakh with respect to current employees which were transferred from the erstwhile WESCO utility, in accordance with the Odisha Civil Service Rules (OSCR), pursuant to OPTCL letter dated April 8, 2025.



TP WESTERN ODISHA DISTRIBUTION LIMITED
NOTES FORMING PART OF THE FINANCIAL STATEMENTS AS AT AND FOR THE YEAR ENDED MARCH 31, 2026

32 Finance costs

Accounting Policies

Borrowing costs directly attributable to the acquisition, construction or production of qualifying assets that necessarily take a substantial period of time to get ready for its intended use or sale are capitalised as part of the cost of the qualifying asset. All other borrowing costs are expensed in the period in which they occur. Borrowing costs consist of interest and other costs that an entity incurs in connection with the borrowing of funds. Borrowing cost also includes exchange differences to the extent regarded as an adjustment to the borrowing costs.

	Year Ended March 31, 2026	Year Ended March 31, 2025
	₹ in Crore	₹ in Crore
Financial Charges		
Interest on consumer security deposits carried at amortised cost	4.80	4.05
Interest on Cash Credit carried at amortised cost	69.41	79.91
Interest on Term Loans carried at amortised cost - banks	0.48	0.36
Interest on Others	93.51	55.97
	1.22	1.62
	169.42	141.91
Less: Interest Capitalised	0.90	1.37
	168.52	140.54

33 Other expenses

	Year Ended March 31, 2026	Year Ended March 31, 2025
	₹ in Crore	₹ in Crore
(a) Repairs and maintenance:		
(i) Building	0.01	0.02
(ii) Plant and equipment	317.25	290.65
(b) Rent (Refer Note 33.01 (d))	3.27	3.52
(c) Legal and professional charges (Refer Note 33.01 (c) and 33.02)	6.18	6.24
(d) Retainership fees	3.85	4.78
(e) Rates & Taxes	0.13	0.05
(f) Advertisement & Marketing Expenses	1.38	0.51
(g) Electricity Consumption Expenses	8.63	8.22
(h) Telephone Expenses	1.92	5.74
(i) License Fees (OERC, IT, etc)	22.85	19.23
(j) Insurance Premium	5.11	4.24
(k) Travelling Expenses	9.64	12.78
(l) Office Expenses	0.32	2.38
(m) Allowance for doubtful debts	77.41	187.96
(n) Provision for obsolete/non-moving inventory (Refer Note 33.01 (b))	0.93	3.09
(o) Loss on retirement of PPE (Refer Note 33.01 (a))	14.67	9.99
(p) Other Administrative Expenses	3.57	8.36
(q) Metering, Billing and Collection Expenses (MBC)	158.04	157.47
(r) Corporate social responsibility Expenses (Refer Note 33.03)	5.86	4.83
(s) Tariff balancing reserve	5.82	5.38
(t) Director's sitting fees	0.58	0.44
(u) Outsource and Contratual labour cost	48.73	46.40
(v) Compensation expenses	1.36	1.84
(w) Miscellaneous expenses	0.65	0.78
Total other expenses	698.16	784.90

- 33.01** a) Loss on retirement of Property, Plant and Equipment(PPE) of ₹14.67 crore (for year ended March 31, 2025 of ₹9.99 crore) , out of which ₹9.67 crore (for year ended March 31, 2025 of ₹8.04 crore) related to legacy period. (refer note no 4.02).
- b) Obsolete/non-moving capex inventory of ₹0.91 crore and opex inventory of ₹ 0.02 crore totalling to ₹0.93 crore (for year ended March 31, 2025 of ₹3.09 crore) is related to legacy period.
- c) Legal and professional charges includes legal expenses of ₹0.15 crore (for year ended March 31, 2025 of ₹1.07 crore) related to legacy period.
- d) The company has applied short term lease exemption for rental of land, building, plant and equipment, etc. in accordance with Ind AS 116 - 'Leases'.



TP WESTERN ODISHA DISTRIBUTION LIMITED
NOTES FORMING PART OF THE FINANCIAL STATEMENTS AS AT AND FOR THE YEAR ENDED MARCH 31, 2026

33.02 Auditors remuneration

Legal and professional charges include auditor's remuneration as follows:

Particulars

As Auditors :

Statutory Audit fees (including Goods and Services Tax)

Tax Audit Fees

In other capacity :

Other services (certification fees)

Reimbursement of Expenses

	Year Ended March 31, 2026	Year Ended March 31, 2025
	₹ in Crore	₹ in Crore
	0.84	0.79
	0.03	0.03
	0.04	0.04
	0.06	0.06
	0.97	0.92

33.03 Corporate social responsibility expenditure

a) Gross amount required to be spent by the company during the year

b) Amount approved by the Board to be spent during the year

	Year Ended March 31, 2026	Year Ended March 31, 2025
	₹ in Crore	₹ in Crore
	5.86	4.83
	5.86	4.83

	₹ in Crore		
	In cash	Outstanding	Total
c) Amount spent during the year ending on March 31, 2026:			
i) Construction/acquisition of any asset	-	-	-
ii) On purposes other than (i) above	5.86	-	5.86

	₹ in Crore		
	In cash	Outstanding	Total
d) Amount spent during the year ending on March 31, 2025:			
i) Construction/acquisition of any asset	-	-	-
ii) On purposes other than (i) above	4.83	-	4.83

e) Details related to spent / unspent obligations:

- i. Employability and Employment (Skilling for Livelihoods)
- ii. Education (Including Financial and Digital Literacy)
- iii. Essential Services (Health & Environment)
- iv. Entrepreneurship
- v. Volunteering Programs
- vi. ESG- Environment Exp

	Year Ended March 31, 2026	Year Ended March 31, 2025
	₹ in Crore	₹ in Crore
	1.03	0.69
	1.36	1.40
	1.81	1.27
	0.40	1.00
	0.29	0.47
	0.97	-
	5.86	4.83

34 Tax expenses

Accounting policy

Tax expense comprises current tax expense and deferred tax.

34.1 Current tax

Current income tax assets and liabilities are measured at the amount expected to be recovered from or paid to the taxation authorities. The tax rates and tax laws used to compute the amount are those that are enacted at the reporting date in the country where the Company operates and generates taxable income.

Current income tax relating to items recognised outside profit or loss is recognised outside profit or loss (either in other comprehensive income or in equity). Current tax items are recognised in correlation to the underlying transaction either in OCI or directly in equity. Management periodically evaluates positions taken in the tax returns with respect to situations in which applicable tax regulations are subject to interpretation and considers whether it is probable that a taxation authority will accept an uncertain tax treatment. The Company shall reflect the effect of uncertainty for each uncertain tax treatment by using either most likely method or expected value method, depending on which method predicts better resolution of the treatment.



34.2 Deferred Tax

Deferred tax is recognised on temporary differences between the carrying amounts of assets and liabilities in the financial statements and the corresponding tax bases used in the computation of taxable profit. Deferred tax liabilities are generally recognised for all taxable temporary differences. Deferred tax assets are generally recognised for all deductible temporary differences to the extent that it is probable that taxable profits will be available against which those deductible temporary differences can be utilised. Such deferred tax assets and liabilities are not recognised if the temporary difference arises from the initial recognition of assets and liabilities in a transaction that affects neither the taxable profit nor the accounting profit.

The carrying amount of deferred tax assets is reviewed at each reporting date and reduced to the extent that it is no longer probable that sufficient taxable profit will be available to allow all or part of the deferred tax asset to be utilised. Unrecognised deferred tax assets are re-assessed at each reporting date and are recognised to the extent that it has become probable that future taxable profits will allow the deferred tax asset to be recovered.

Deferred tax liabilities and assets are measured at the tax rates that are expected to apply in the period in which the liability is settled or the asset realised, based on tax rates (and tax laws) that have been enacted or substantively enacted by the end of the reporting period.

Deferred tax relating to items recognised outside profit or loss is recognised outside profit or loss (either in other comprehensive income or in equity).

Deferred tax assets are recognised for unused tax losses to the extent that it is probable that taxable profit will be available against which the losses can be utilised. Significant management judgement is required to determine the amount of deferred tax assets that can be recognised, based upon the likely timing and the level of future taxable profits together with future tax planning strategies.

34.3 Tax expense

	Year Ended March 31, 2026	Year Ended March 31, 2025
	₹ in Crore	₹ in Crore
Current tax		
In respect of the current year	52.13	60.64
Adjustment of tax relating to earlier years	(1.17)	0.09
	50.96	60.73
Deferred tax		
Adjustment of Deferred tax relating to earlier years	5.09	(35.13)
	1.17	(0.10)
	6.26	(35.23)
Total income tax expense recognised during the year	57.22	25.50

34.4 Reconciliation of tax expense and the accounting profit multiplied by India's tax rate :

	Year Ended March 31, 2026	Year Ended March 31, 2025
	₹ in Crore	₹ in Crore
Profit from continuing operations before income tax expense	219.10	98.24
Tax Expenses at the Indian tax rate of 25.17%	55.14	24.72
CSR Expenses	1.47	1.22
Other Adjustments	0.61	(0.44)
Current and deferred tax expense reported in the statement of profit and loss	57.22	25.50

Income tax expense

The Company has made provision for income tax at the rate of 25.168% (Tax rate 22% Plus Surcharge 10% Plus cess 4% on tax & surcharge) in accordance with normal provisions of Income Tax Act, 1961 for the year ended March 31, 2026 and March 31, 2025.

34.5 Deferred Tax Assets

Deferred tax asset/(liability) on account of :

	As at March 31, 2026	As at March 31, 2025
	₹ in Crore	₹ in Crore
Tax impact arising out of temporary differences in depreciable assets		
Property plant and equipment	(118.89)	(88.70)
Tax impact of expenses allowable against taxable income in future years		
Provision for doubtful debts	172.51	153.47
Expenses allowed on payment basis	51.81	50.69
Provision for claims and compensation	0.64	0.56
Provision for loss on inventory	1.01	0.78
Tariff balancing reserve	2.82	-
Unrealised gain on Mutual Fund	(0.11)	(0.75)
Total	109.79	116.05



TP WESTERN ODISHA DISTRIBUTION LIMITED
NOTES FORMING PART OF THE FINANCIAL STATEMENTS AS AT AND FOR THE YEAR ENDED MARCH 31, 2026

Movement in deferred tax balance for the year ended March 31, 2026

Particulars	Opening balance as at April 01, 2025	Recognised in the statement of Profit and Loss	Closing balance as at March 31, 2026
	₹ in Crore	₹ in Crore	₹ in Crore
Deferred tax assets			
Tax impact of expenses allowable against taxable income in future years	205.50	23.29	228.79
Total deferred tax assets	205.50	23.29	228.79
Deferred tax liabilities			
Tax impact arising out of temporary differences in depreciable	(88.70)	(30.18)	(118.89)
Tax impact on Ind AS adjustments	(0.75)	0.64	(0.11)
Total deferred tax liabilities	(89.45)	(29.55)	(119.00)
Deferred tax assets (net)	116.05	(6.26)	109.79

Movement in deferred tax balance for the period ended March 31, 2025

Particulars	Opening balance as at April 01, 2024	Recognised in the statement of Profit and Loss	Closing balance as at March 31, 2025
	₹ in Crore	₹ in Crore	₹ in Crore
Deferred tax assets			
Tax impact of expenses allowable against taxable income in future years	137.11	68.39	205.50
Total deferred tax assets	137.11	68.39	205.50
Deferred tax liabilities			
Tax impact arising out of temporary differences in depreciable assets	(55.94)	(32.77)	(88.70)
Tax impact on Ind AS adjustments	(0.35)	(0.40)	(0.75)
Total deferred tax liabilities	(56.30)	(33.17)	(89.45)
Deferred tax assets (net)	80.82	35.23	116.05

35 Other comprehensive income/(expenses)

	Year Ended March 31, 2026	Year Ended March 31, 2025
	₹ in Crore	₹ in Crore
<u>Items that will not be reclassified to profit or loss</u>		
Remeasurements of the defined benefit plans	(15.46)	(94.60)
Net Movement in regulatory deferral balances	15.46	94.60
Total other comprehensive income	-	-

Note:

Post-acquisition of business, the Company has decided to treat pension and gratuity benefits payable to erstwhile WESCO employees which are continuing in employment at the date of acquisition as defined benefit plan under Ind AS 19 Employee Benefits. Consequently, the cost and liability of providing such benefits is determined using the projected unit credit method (PUCM). Among other matters, the application of PUCM results in recognition of remeasurement gain/ loss, comprising items such as actuarial gains and losses and effect of the asset ceiling, in the Other Comprehensive Income (OCI). The amount of remeasurement gain/ loss fluctuates year on year based on changes in actuarial assumptions including discount rate and mortality rate.

To ensure offsetting impact in the OCI and the Balance Sheet, the Company recognizes equivalent amount as Regulatory Deferral Account – Income/ expense in the OCI. The amount of Regulatory Deferral Account – Income/ expense recognized in the OCI in this manner fluctuates in line with and in opposite direction to the Remeasurement gain/ loss. Based on the Vesting Order, the Company will be allowed to include and recover this amount as revenue from customers only when the amount is paid to the trust for onward payment to employees.



TP WESTERN ODISHA DISTRIBUTION LIMITED
NOTES FORMING PART OF THE FINANCIAL STATEMENTS AS AT AND FOR THE YEAR ENDED MARCH 31, 2026

36 Commitments:	As At March 31, 2026	As At March 31, 2025
	₹ crore	₹ crore
Estimated amount of Contracts remaining to be executed on capital account and not provided for:	294.24	335.12

37 Contingent liabilities*

Contingent liability is:

(a) a possible obligation arising from past events and whose existence will be confirmed only on the occurrence or non-occurrence of one or more uncertain future events not wholly within the control of the entity or

(b) a present obligation that arises from past events but is not recognised because:

- it is not probable that an outflow of resources embodying economic benefits will be required to settle the obligation or
- the amount of the obligation cannot be measured with sufficient reliability.

The Company does not recognize a contingent liability but discloses the same as per the requirements of Ind AS 37.

A contingent asset is a possible asset that arises from past events and whose existence will be confirmed only by- the occurrence or non-occurrence of one or more uncertain future events not wholly within the control of the entity. The Company does not recognise the contingent asset in its financial statements since this may result in the recognition of income that may never be realised. Where an inflow of economic benefits are probable, the Company disclose a brief description of the nature of contingent assets at the end of the reporting period. However, when the realisation of income is virtually certain, then the related asset is not a contingent asset and the Company recognise such assets. Provisions, contingent liabilities and contingent assets are reviewed at each Balance Sheet date.

Particular	As At March 31, 2026	As At March 31, 2025
	₹ crore	₹ crore
37.01 Claims against the Company not acknowledged as debts:		
(i) Legal cases filed by consumers, employees and others under litigation	27.27	27.06
37.02 Indirect taxation matters relating to sales tax, service tax, GST demand for FY 2014-15 to June 2017 including Interest till 31st March 21 where demand is under contest before judicial/appellate authorities CESTAT, Kolkata and deposited ₹ 2.96 Crore @7.5% of principal demand of ₹ 39.41 Crore.	-	75.86
*No provision is considered necessary since the Company expects favourable decisions as well as past liabilities are pass through in tariff.		
37.03 Direct taxation matters relating to income tax for FY 2020-21	0.02	0.02
37.04 Before acquisition, WESCO Utility was not identifying and tracking dues payable to MSME vendors separately. Consequently, it was not tracking whether timely payments are being made to such vendors and/ or interest/ penalty, if any, payable for delay in making payment. Post acquisition, the Company has initiated a process and identified MSME vendors based on confirmations received. In the absence of adequate data, the Company is unable to determine whether any interest of penalty is payable for past default. The management will be able to identify and recognize such obligation, if any, based on claims received.		
37.05 As per terms of vesting order all litigations pertaining to WESCO have been transferred to the Company and in case of any unfavourable outcome the Company will be able to recover the liability through Aggregate Revenue Requirement.		
37.06 Refer Note 27.02 (v) for contingent liability on account of truing up order by OERC.		

38 Earnings per equity share (EPS)

Accounting policy

Basic EPS amounts are calculated by dividing the profit for the year attributable to equity holders of the Company by the weighted average number of Equity shares outstanding during the year.

Diluted EPS amounts are calculated by dividing the profit attributable to equity holders of the Company [after adjusting for dividend, interest and other charges to expense or income (net of any attributable taxes)] by the weighted average number of Equity shares outstanding during the year plus the weighted average number of Equity shares that would be issued on conversion of all the dilutive potential Equity shares into Equity shares.

The Company also presents Basic earnings per equity share in accordance with Ind AS 114, "Regulatory Deferral Accounts" which is computed by dividing the profit/(loss) for the reporting year before and after net movement in regulatory deferral account balance attributable to equity shareholders by the weighted average number of equity shares outstanding during the reporting year.

Diluted earnings per share is computed by dividing the the profit/(loss) for the reporting year before and after net movement in regulatory deferral account balance attributable to equity shareholders as adjusted for dividend, interest and other charges to expense or income (net of any attributable taxes) relating to the dilutive potential equity shares by the weighted average number of equity shares outstanding during the reporting year as adjusted to the effects of all dilutive potential equity shares, except where results are anti-dilutive.

38.01 EPS - Continuing operations (excluding regulatory income/expense)

Particulars


Units	As At March 31, 2026	As At March 31, 2025
a) Profit for the year	₹ in Crores 161.88	₹ in Crores 72.74
b) Net movement in regulatory deferral account balance	₹ in Crores 114.23	₹ in Crores 483.07
c) Income-tax attributable to regulatory deferral account balance	₹ in Crores 28.75	₹ in Crores 121.59
d) Net movement in regulatory deferral account balance (net of tax) (b-c)	₹ in Crores 85.48	₹ in Crores 361.48
e) Profit/(Loss) for the year from continuing operations attributable to equity shareholders before net movement in regulatory deferral account balance (a-d)	₹ in Crores 76.40	(288.74)
f) Weighted average number of equity shares	Nos 80,66,06,278	64,97,13,374
g) Basic and diluted earnings/(loss) per equity share of ₹ 10 each (e/f)	₹ 0.95	(4.44)
h) Face value of equity shares	₹ 10.00	10.00

38.02 EPS - Continuing operations (including regulatory income/expense)

Particulars

Units	As At March 31, 2026	As At March 31, 2025
a) Profit for the year from continuing operations after net movement in regulatory deferral account balance attributable to equity shareholders.	₹ in Crores 161.88	₹ in Crores 72.74
b) Weighted average number of equity shares	Nos 80,66,06,278	64,97,13,374
c) Basic and diluted earnings per equity share of ₹ 10 each (a/b)	₹ 2.01	1.12
d) Face value of equity shares	₹ 10.00	10.00

There have been no other transactions involving equity shares or potential equity shares between the reporting date and the date of authorisation of these financial statements.



Financial Instruments : Accounting classifications, Fair value measurements, Financial Risk management and offsetting of financial assets and liabilities

This section gives an overview of the significance of financial instruments for the Company and provides additional information on balance sheet items that contain financial instruments.

The details of material accounting policies, including the criteria for recognition, the basis of measurement and the basis on which income and expenses are recognised in respect of each class of financial asset, financial liability and equity instrument are disclosed in the financial statements.

(i) Accounting classifications

The fair values of the financial assets and liabilities are the amount at which the instrument could be exchanged in a current transaction between willing parties, other than in a forced or liquidation sale.

The following methods and assumptions were used to estimate the fair values:

The carrying amounts of trade receivables, cash and cash equivalents, short term deposits, trade payables, capital creditors, short term loans from banks, financial institutions and others are considered to be the same as their fair values, due to their short-term nature. Most financial assets and liabilities of the Company as at the balance sheet date are short term having fair value equal to amortised cost.

(ii) Fair Value measurements and Hierarchy

The Company uses the following hierarchy for determining and disclosing the fair value of financial instruments by valuation technique:

Level 1: Unadjusted quoted prices in active markets for identical assets or liabilities.

Level 2: Inputs other than quoted price included within Level 1 that are observable for the asset or liability, either directly (i.e. as prices) or indirectly (i.e. derived from prices)

Level 3: Unobservable inputs for fair valuation of assets and liability

Fair Value

The following table summarizes the fair value hierarchy for financial assets and financial liabilities that are either measured at fair value on a recurring basis or are not measured at fair value (but fair value disclosures are required) and the carrying value of financial instruments by categories:

March 31, 2026

Particulars	Carrying Value	Classification			Fair Value		
		FVTPL	FVTOCI	Amortised Cost	Level 1	Level 2	Level 3
Financial assets							
Investments	149.45	149.45	-	-	-	149.45	-
Trade receivables	419.84	-	-	-	-	-	-
Unbilled Revenue	478.72	-	-	419.84	-	-	-
Loans (current and non-current)	12.51	-	-	478.72	-	-	-
Other financial assets (current and non-current)	619.22	-	-	12.51	-	-	-
Cash and cash equivalents	494.07	-	-	619.22	-	-	-
Bank balances other than above	1,915.85	-	-	494.07	-	-	-
Total	4,089.66	149.45	-	3,940.21	-	149.45	-

Particulars	Carrying Value	Classification			Fair Value		
		FVTPL	FVTOCI	Amortised Cost	Level 1	Level 2	Level 3
Financial Liabilities							
Borrowings (current and non-current)	1,310.84	-	-	1,310.84	-	1,310.84	-
Trade payables	925.87	-	-	925.87	-	-	-
Other financial liabilities (current and non-current)	1,919.28	-	-	1,919.28	-	-	-
Total	4,155.99	-	-	4,155.99	-	1,310.84	-

March 31, 2025

Particulars	Carrying Value	Classification			Fair Value		
		FVTPL	FVTOCI	Amortised Cost	Level 1	Level 2	Level 3
Financial assets							
Investments	525.47	525.47	-	-	-	525.47	-
Trade receivables	438.64	-	-	-	-	-	-
Unbilled Revenue	460.35	-	-	438.64	-	-	-
Loans (current and non-current)	5.45	-	-	460.35	-	-	-
Other financial assets (current and non-current)	374.51	-	-	5.45	-	-	-
Cash and cash equivalents	350.58	-	-	374.51	-	-	-
Bank balances other than (iii) above	1,736.24	-	-	350.58	-	-	-
Total	3,891.24	525.47	-	3,365.77	-	525.47	-

Particulars	Carrying Value	Classification			Fair Value		
		FVTPL	FVTOCI	Amortised Cost	Level 1	Level 2	Level 3
Financial Liabilities							
Borrowings (current and non-current)	1,093.22	-	-	1,093.22	-	1,088.67	-
Trade payables	1,061.18	-	-	1,061.18	-	-	-
Other financial liabilities (current and non-current)	1,816.33	-	-	1,816.33	-	-	-
Total	3,970.73	-	-	3,970.73	-	1,088.67	-

There have been no transfers between Level 1 and Level 2 during the year ended March 31, 2026 and March 31, 2025.

The Company considers that the carrying amounts of financial assets and financial liabilities recognised in the financial statements at amortised cost will reasonably approximate their fair value.



(iii) Capital Management & Gearing Ratio

For the purpose of the Company's capital management, capital includes issued equity capital and all other equity reserves attributable to the equity holders of the Company. The Company's objectives for managing capital comprise safeguarding the business as a going concern, creating value for stakeholders and supporting the development of the Company. In particular, the Company seeks to maintain an adequate capitalisation that enables it to achieve a satisfactory return for shareholders and ensure access to external sources of financing, in part by maintaining an adequate rating.

The Company monitors capital using a gearing ratio, which is net debt divided by total capital plus net debt.

The Company's capital structure consists of net debt and total equity. The Company includes within net debt, interest bearing borrowings, less cash and bank balances as detailed below. The position on reporting date is summarised in the following table:

	As At March 31, 2026 ₹ crore	As At March 31, 2025 ₹ crore
Long-term borrowings	1,252.40	1,048.93
Short-term borrowings	58.44	44.29
Total Debt (a)	1,310.84	1,093.22
Less: Cash and Cash equivalents (b)	494.07	350.58
Net debt {(c)=(a-b)}	816.77	742.64
Total equity (d)	1,471.89	1,107.37
Total equity and net debt {(e)=(c+d)}	2,288.66	1,850.01
Net debt to total equity plus net debt ratio (%) {(f)=(c)/(e)}	0.36	0.40

i. Debt is defined as long-term borrowings (including current maturities) and short-term borrowings.

ii. Equity is defined as Equity share capital and other equity.

In order to achieve this overall objective, the Company's capital management, amongst other things, aims to ensure that it meets financial covenants attached to the interest-bearing loans and borrowings that define capital structure requirements. Breaches in meeting the financial covenants would permit the bank to immediately call loans and borrowings. There have been no significant breaches in the financial covenants of any interest-bearing loans and borrowing in the current year.

No changes were made in the objectives, policies or processes for managing capital during the year ended March 31, 2026 and March 31, 2025.

(iv) Financial risk management objectives and policies

The Company's principal financial liabilities comprise borrowings, consumers' security deposit, trade and other payables and other financial liabilities. The main purpose of these financial liabilities is to finance the Company's operations. The Company's principal financial assets include investments, loans, trade and other receivables, cash and cash equivalents, other balances with banks, unbilled revenue and other financial assets that are derived directly from its operations.

The senior management of the Company oversees these risks and are managed in accordance with the Companies policies and risk objectives.

(v) Market Risk

Market risk is the risk that changes in market prices will affect the Company's income or value of its holding of financial instruments. The objective of market risk management is to manage and control market risk exposures within acceptable parameters, while optimising the return. As at the reporting date, the Company does not have material financial assets of financial liabilities exposing it to significant market risk comprising foreign currency risk, interest rate risk and price risk.

The variable rate of borrowing will not have any impact on profit & loss of the company as interest cost is pass-through to consumers through ARR.

Market risk comprises of three types of risk: currency risk, interest rate risk and price risk.

(vi) Interest Rate Risk Management

Interest rate risk is the risk that the fair value or future cash flows of a financial instrument will fluctuate because of changes in market interest rates. The Company's exposure to the risk of changes in market interest rates relates primarily to the Company's Long term debt obligations with floating interest rates.

Interest rates on floating rate loans are linked with different benchmarks (e.g. MCLR/T- Bills etc) to distribute the risk wherever possible. Further, senior management of the Company monitors its interest rate risk regularly and may take appropriate action if needed to mitigate risk.

Any fluctuation in the floating interest rate will be allowed as pass through to the Company as part of the Annual Revenue Requirement (ARR). Hence, the Company is of the view that the interest rate sensitivity on account of interest rate fluctuation will not have any material impact of its financial position or financial performance as reflected in the financial statements.

(vii) Credit Risk

Credit risk refers to the risk that a counterparty will default on its contractual obligations resulting in financial loss to the Company. The Company is exposed to credit risk from its operating activities (primarily trade receivables and unbilled revenue) and other financial instruments.

Particulars	As At March 31, 2026 ₹ crore	As At March 31, 2025 ₹ crore
(a) Trade receivables	419.84	438.64
(b) Unbilled revenue	478.72	460.35
(c) Other financial assets (current and non-current)	619.22	374.51
(d) Loans (current and non-current)	12.51	5.45
(e) Cash and cash equivalents	494.07	350.58
(f) Bank balances other than above	1,915.85	1,736.24
Total	3,940.21	3,365.77

In case of trade receivables and unbilled revenue, senior management of the Company monitors overdue amount on regular basis and take appropriate action, including forfeiture of security deposit and/ or disconnection of electricity, to get timely dues. Refer Note 13 for further details of credit risk/ loss allowance on trade receivables. Most of the cash and bank balances of the Company are with scheduled commercial banks where risk of default is low.



(viii) **Liquidity risk**

Liquidity risk is the risk that the Company will encounter difficulty in meeting obligations associated with financial liabilities that are settled by delivering cash or another financial asset. The Company manages liquidity risk by maintaining adequate reserves, banking facilities and reserve borrowing facilities, by continuously monitoring forecast and actual cash flows, and by matching the maturity profiles of financial assets and liabilities. The Company has access to a sufficient variety of sources of funding.

The following table details the Company's remaining contractual maturity for its financial liabilities with agreed repayment years, ignoring the call and refinancing options available with the Company. The tables have been drawn up based on the undiscounted cash flows of financial liabilities based on the earliest date on which the Company can be required to pay. The tables include both interest and principal cash flows. The amounts included below for variable interest rate instruments for non-derivative liabilities is subject to change if changes in variable interest rates differ to those estimates of interest rates determined at the end of the reporting year.

Particulars				₹ crore
	Upto 1 year	1 to 5 years	5+ years	Total
As at March 31, 2026				
(a) Trade payables	925.87	-	-	925.87
(b) Long term borrowings	146.75	752.25	1,141.87	2,040.87
(c) Other financial liabilities	1,917.87	-	-	1,917.87
	2,990.49	752.25	1,141.87	4,884.61

Particulars				₹ crore
	Upto 1 year	1 to 5 years	5+ years	Total
As at March 31, 2025				
(a) Trade payables	1,061.18	-	-	1,061.18
(b) Short term borrowings	4.55	-	-	4.55
(c) Long term borrowings	125.15	799.16	797.55	1,721.86
(d) Other financial liabilities	1,815.17	-	-	1,815.17
	3,006.04	799.16	797.55	4,602.75

As at the balance sheet date, the Company has cash and bank balances (current and non-current) of ₹ 2994.04 crores (March 31, 2025 ₹ 2,415.06 crores) which can be used to meet its obligation. In case of requirement, the management is confident of raising further finance as required to meet its obligations. The Company has access to financing facilities as described in note 21 & 23. The Company expects to meet its obligations from operating cash flows and proceeds of maturing financial assets.

Financing facilities (short term)	As at March 31, 2026		
	Fund based	Non Fund based	Total
Secured / Unsecured credit facilities, reviewed annually and payable at call			
Amount used and outstanding	298.27	550.00	848.27
Amount unused	101.73	0.00	101.73
Total	400.00	550.00	950.00

Financing facilities (short term)	As at March 31, 2025		
	Fund based	Non Fund based	Total
Secured / Unsecured credit facilities, reviewed annually and payable at call			
Amount used and outstanding	287.48	550.00	837.48
Amount unused	112.52	0.00	112.52
Total	400.00	550.00	950.00



TP WESTERN ODISHA DISTRIBUTION LIMITED
NOTES FORMING PART OF THE FINANCIAL STATEMENTS AS AT AND FOR THE YEAR ENDED MARCH 31, 2026

40 Business Combinations

The Company has been incorporated on January 1st, 2021 under the Companies Act, 2013 (as amended). Pursuant to vesting order issued by the OERC dated December 28, 2020 ('Vesting Order'), the Company acquired the business of distributing power in Western Orissa ('Business') from the WESCO with effect from January 1, 2021 ('Vesting Date'). Accordingly, the Company is a licensee to carry out the function of distribution and retail supply of electricity covering the distribution circles Bargarh, Bolangir, Sambalpur, Rourkela and Kalahandi in the state of Odisha for a period of 25 years effective from January 1, 2021.

The OERC has issued the Carve Out order dated November 25, 2021, to specify assets and liabilities transferred to the Company. The Carve Out order so issued by the OERC acknowledges that underlying details are not available for certain assets and liabilities. In accordance with the Carve Out Order, these amounts have been transferred to the Company and will continue to be its liabilities, and the same shall be discharged by the Company subject to prudence check by the Commission. These liabilities cannot be written off without the Board and the OERC approval. Pending legal release, the Company continues to recognise these assets and liabilities at the stated amount reflecting acquisition date fair values.

As per para 52 of the Vesting order and para 26(iii) of the Carve out order, at any point of time if any additional liability pertaining to the period prior to the Effective Date accrues to TPWODL irrespective of whether it is reflected in the audited financial statements available on or before 30.09.2021, the same shall be allowed after prudence check and the Additional Serviceable Liabilities (ASL) will be modified accordingly. Accordingly, during the current financial year, the Company has filed application ("ASL Petition") to recast the opening balance of ASL and for issue of suitable direction for unclaimed / unreconciled assets and liabilities out of opening balance sheet as assigned through Carve out order. The amount claimed under the ASL Petition is ₹78.02 crores as against (-) ₹ 266.29 provided in the Carve out order.

Assets and liabilities appearing in the financial statement on account of unrealised / unserviceable / untraceable / unreconciled are as follows:

Particulars	As at March 31, 2026	As at March 31, 2025	Remarks
Advance income tax/ tax deducted at source (net of provision)	13.27	13.27	Refer Note 9
Deposits with Banks	0.04	0.04	Refer Note 7
Inventory	3.74	3.74	Refer Note 11
Other non current asset	0.16	0.16	Refer Note 10
Others Advance (Supplier Advances, etc.)	0.10	0.10	Refer Note 16
Payable to employees	0.08	0.08	Refer Note 25
Receivable from Government (Commission on ED Collection-WESCO)	17.59	17.59	Refer Note 10
Security Deposit to various authorities	0.71	0.71	Refer Note 7
Loans	0.27	0.27	Refer Note 7.1 and 15.1
Trade Payables	3.78	3.78	Refer Note 24
Total Assets	39.74	39.74	
Advance from Customer	0.04	0.04	Refer Note 26
Consumers' contribution for work under progress	43.42	44.59	Refer Note 25
Deposit from others	1.17	1.17	Refer Note 25
Deposit from suppliers/vendors	9.47	9.47	Refer Note 22
Outstanding for Supply for Capital Material	18.15	18.15	Refer Note 25
Payable to employees	0.42	0.42	Refer Note 25
Trade Payables	36.91	36.91	Refer Note 24
Trade receivables	3.13	3.13	Refer Note 13
Total Liabilities	112.71	113.88	
Grand Total	72.97	74.14	

As stated above, the vesting order provides that any change in the value of assets and liabilities transferred on account of reconciliation/resolution of the above matters and/or any other matter identified in future will be allowed to be recovered by the Company in the manner specified in the vesting order viz., by way of future tariff adjustment or as per the direction of the OERC. Hence, the Company believes that the reconciliation/resolution of the above matters will not have any impact on the financial position and financial performance of the Company as reflected in the financial statements.



Note 41

Related party disclosures

Names of related parties where control exists and other related parties where transactions took place :

A. Holding company

The Tata Power Company Limited (TPCL)

B. Promoters holding together with its subsidiary more than 20% in holding company

Tata Sons Private Limited (Tata Sons)

C. Company exercising significant influence

GRIDCO Limited

D. Fellow Subsidiaries (with whom company has transactions)

Tata Power Renewable Energy Limited (TPREL)

TP Ajmer Distribution Limited (TPADL)

Tata Power Delhi Distribution Ltd (TPDDL)

TP Northern Odisha Distribution Limited (TPNODL)

TP Southern Odisha Distribution Limited (TPSODL)

TP Central Odisha Distribution Limited (TPCODL)

Tata Power Trading Company Ltd (TPTCL)

E. Joint Venture of Holding Company (with whom company has transactions)

Industrial Energy Limited (IEL)

F. Subsidiaries and Jointly Controlled Entities of Promoters of Holding Company - Promoter Group (with whom the Company has transactions)

Tata Consultancy Services Ltd (TCS)

Tata Capital Limited

Tata Tele NXTGEN Solutions Limited

Tata AIG General Insurance Company

Tata AIA Life Insurance Company Limited

Tata Communications Limited

Tata Teleservices Limited

The Indian Hotels Company Limited

G. Associate of Holding Company

Tata Projects Ltd

H. Post retirement employee benefit trust

WESCO Employees Pension trust

WESCO Employees Gratuity trust

WESCO Employees Provident Fund trust

WESCO Employees Rehabilitation Fund trust

I. Key management personnel

Chief Executive Officer

Mr. Gajanan Sampatrao Kale (Date of cessation April 18, 2024)

Mr. Parveen Kumar Verma (From April 19, 2024)

Chief Financial Officer

Mr. Satish Kumar (Date of cessation August 31, 2025)

Mr. Mohit Jain (From September 01, 2025)

Company Secretary

Mr. Shishir Dudgeja (Date of cessation December 31, 2024)

Mrs. Kanaklata Swain (From April 24, 2025)

Non-executive directors

Ms. Anu Garg (From January 16, 2026)

Mr. Manoj Ahuja (From July 19, 2024 to December 31, 2025)

Ms. Monica Singhania (From April 26, 2025)

Dr. Praveer Sinha (Date of cessation April 26, 2025)

Mr. Saswata Mishra (From July 19, 2024 to August 22, 2024)

Mr. Sanjay Kumar Banga

Mr. Satya Priya Rath (From July 17, 2025)

Mr. Girish Tanty (From October 28, 2025)

Mr. Debasish Das (From July 17, 2025 to September 20, 2025)

Mr. Umakanta Sahoo (Date of cessation June 19, 2025)

Mr. Trilochan Panda (Date of cessation July 09, 2025)

Mr. Sanjeev Gupta

Mr. Pradeep Kumar Jena (Date of cessation June 30, 2024)

Mr. Rajeev Sharma

Mr. Sunil Singh

Mr. Vishal Kumar Dev (From November 28, 2024)

Independent directors

Mr. Srinivas Injeti (From October 10, 2024)

Mr. Kailash Nath Shrivastava

Dr. Aditi Raja

Dr. Rabi Narayan Bohidar (Date of cessation April 28, 2024)

Mr. Rabindra Nath Nayak



TP WESTERN ODISHA DISTRIBUTION LIMITED
NOTES FORMING PART OF THE FINANCIAL STATEMENTS AS AT AND FOR THE YEAR ENDED MARCH 31, 2026

Related party transactions and balances

The following table provides the total amount of transactions that have been entered into with related parties for the relevant financial year:

a. Particulars of transactions with the related parties:

Sl No	Name of Related Party	Nature of transactions	Year Ended	
			March 31, 2026	March 31, 2025
1	Revenue from sale of power			
	Tata Communications Limited	Revenue from contract with customers	0.16	0.17
	Tata Teleservices Limited*	Revenue from contract with customers	0.00	0.01
2	Purchase of Power			
	GRIDCO Limited	Power purchase expenses net of rebate	4,272.01	4,887.34
3	Issue of Equity Shares			
	GRIDCO Limited	Issue of equity shares	99.29	77.45
	The Tata Power Company Limited (TPCL)	Issue of equity shares	103.35	80.62
4	Gratuity & Annual Leave			
	The Tata Power Company Limited (TPCL)	Gratuity and Leave liability transferred from	0.25	1.20
	The Tata Power Company Limited (TPCL)	Gratuity and Leave liability transferred to	2.26	3.76
	TP Central Odisha Distribution Limited (TPCODL)	Gratuity and Leave liability transferred from	0.60	-
	TP Central Odisha Distribution Limited (TPCODL)	Gratuity and Leave liability transferred to	0.03	0.30
	TP Northern Odisha Distribution Limited (TPNODL)	Gratuity and Leave liability transferred from	0.31	0.57
	TP Northern Odisha Distribution Limited (TPNODL)	Gratuity and Leave liability transferred to	0.05	0.83
	TP Southern Odisha Distribution Limited (TPSODL)	Gratuity and Leave liability transferred from	-	0.01
	TP Southern Odisha Distribution Limited (TPSODL)	Gratuity and Leave liability transferred to	0.15	-
	TP Ajmer Distribution Limited (TPADL)	Gratuity and Leave liability transferred from	-	-
	TP Ajmer Distribution Limited (TPADL)	Gratuity and Leave liability transferred to	0.03	0.29
	Tata Consultancy Services Ltd (TCS)	Gratuity and Leave liability transferred to	0.02	-
	Tata Power Trading Company Ltd (TPTCL)*	Gratuity and Leave liability transferred to	-	0.00
	Tata Power Delhi Distribution Ltd (TPDDL)	Gratuity and Leave liability transferred from	0.02	0.92
	Tata Power Delhi Distribution Ltd (TPDDL)	Gratuity and Leave liability transferred to	0.40	2.25
	Tata Power Renewable Energy Limited (TPREL)	Gratuity and Leave liability transferred to	0.03	-
	5	Supply of Material, Management Services and Other Services		
Tata Sons Private Limited (Tata Sons)		Supply of Materials and Services	0.13	-
Tata Consultancy Services Ltd (TCS)		Consultancy Services Received	5.59	6.68
Tata Capital Limited		Rental Services Received	0.11	0.21
Tata AIG General Insurance Company		Insurance Services Received	0.49	7.01
Tata AIA Life Insurance Company Limited		Insurance Services Received	0.51	0.70
Tata Tele NXTGEN Solutions Limited		IT Services Received	0.12	-
Tata Communications Limited		IT Services Received	-	0.05
Tata Teleservices Limited		IT Services Rendered	-	0.10
The Indian Hotels Company Limited		Supply of Materials and Services	0.34	-
The Indian Hotels Company Limited		Employee Benefit Expenses	-	0.28
Tata Power Trading Company Ltd (TPTCL)*		Sale of Property Plant and Equipment	-	0.01
The Tata Power Company Limited (TPCL)		Sale of materials and management Services	1.10	0.13
The Tata Power Company Limited (TPCL)*		Medical Insurance Reimbursement from	0.01	0.02
The Tata Power Company Limited (TPCL)		Consultancy and training Services received	-	0.52
The Tata Power Company Limited (TPCL)		House Loan Recovery	0.00	-
The Tata Power Company Limited (TPCL)		Sale of Property Plant and Equipment	0.31	-
The Tata Power Company Limited (TPCL)*		Purchase of Property Plant and Equipment	-	0.00
The Tata Power Company Limited (TPCL)		Employee settled option granted by parent company	2.49	0.85
The Tata Power Company Limited (TPCL)		Reimbursement for car buyback	0.01	-
Tata Power Renewable Energy Limited (TPREL)		Supply of Materials and Services	29.70	-
TP Northern Odisha Distribution Limited (TPNODL)*		Sale of Property Plant and Equipment	0.02	0.19
TP Northern Odisha Distribution Limited (TPNODL)		Purchase of Property Plant and Equipment	0.01	1.72
TP Northern Odisha Distribution Limited (TPNODL)		Inter Discom Power Purchase	1.44	-
TP Central Odisha Distribution Limited (TPCODL)		Rental Services	1.47	0.15
TP Central Odisha Distribution Limited (TPCODL)		Inter Discom Power Purchase	0.02	0.03
TP Central Odisha Distribution Limited (TPCODL)		Reimbursement of legal fees	-	0.08
TP Central Odisha Distribution Limited (TPCODL)		Sale of Property Plant and Equipment	0.00	0.15
TP Central Odisha Distribution Limited (TPCODL)		Purchase of Property Plant and Equipment	0.25	-
TP Southern Odisha Distribution Limited (TPSODL)		Inter Discom Power Purchase	0.74	1.09
TP Ajmer Distribution Limited (TPADL)		Sale of Property Plant and Equipment	-	0.04
Tata Power Delhi Distribution Ltd (TPDDL)		Employee Housing Loan	-	0.05
Tata Power Delhi Distribution Ltd (TPDDL)*		Employee Benefit Expenses	-	0.01
Tata Power Delhi Distribution Ltd (TPDDL)		Consultancy and training Services received	-	0.01
Tata Power Delhi Distribution Ltd (TPDDL)		Sale of Property Plant and Equipment	-	0.35
Tata Power Delhi Distribution Ltd (TPDDL)		Purchase of Property Plant and Equipment	-	0.15
6		Transaction with Trust		
	WESCO Employees Pension trust	Contribution of Pension	122.11	116.87
	WESCO Employees Gratuity trust	Contribution of Gratuity	3.65	3.77
	WESCO Employees Provident Fund trust	Contribution of Provident Fund	8.74	9.76
	WESCO Employees Rehabilitation Fund trust	Contribution of Rehabilitation Fund	0.18	0.54
7	Transactions with KMP			
	Managerial remuneration including directors' sitting fee#	Managerial remuneration and sitting fees	3.65	3.25
	ESOP expenses	ESOP	1.64	0.52

#The amount disclosed in the table are the amounts recognised as an expense during the financial year related to KMP. The amounts do not include expenses, if any, recognised toward post-employment benefits and other long-term benefits of key managerial personnel. Such expenses are measured based on an actuarial valuation done for the Company as a whole. Hence, amounts attributable to KMPs are not separately determinable.



TP WESTERN ODISHA DISTRIBUTION LIMITED
NOTES FORMING PART OF THE FINANCIAL STATEMENTS AS AT AND FOR THE YEAR ENDED MARCH 31, 2026

b. Particulars of outstanding balances with the related parties:

				₹ in crores	
Sl No	Name of Related Party	Nature of transactions	Head	As at March 31, 2026	As at March 31, 2025
1	Equity Share Capital				
	The Tata Power Company Limited (TPCL)	Equity Share capital	Share capital	514.43	411.09
	GRIDCO Limited	Equity Share capital	Share capital	494.26	394.97
2	Payables				
	GRIDCO Limited	Power purchase expenses net of rebate	Trade payable	708.45	858.76
	The Tata Power Company Limited (TPCL)	Gratuity & Annual Leave	Trade payable	-	0.44
	The Tata Power Company Limited (TPCL)	Consultant services	Trade payable	-	0.59
	The Tata Power Company Limited (TPCL)	Employee settled option granted by parent company	Other financial liabilities	3.66	1.17
	Tata Power Renewable Energy Limited (TPREL)	Gratuity & Annual Leave	Trade payable	0.06	0.06
	TP Central Odisha Distribution Limited (TPCODL)	Rental Services Received	Trade payable	0.16	0.14
	TP Northern Odisha Distribution Limited (TPNODL)	Inter Discom Power Purchase	Trade payable	-	0.13
	TP Southern Odisha Distribution Limited (TPSODL)	Inter Discom Power Purchase	Trade payable	0.02	0.62
	Tata Power Renewable Energy Limited (TPREL)	Supply of Material and Services	Trade payable	21.24	-
	Tata Consultancy Services Ltd (TCS)	Consultancy Services	Trade payable	0.48	2.73
	Tata Communications Limited	IT Services	Trade payable	0.01	0.01
	Tata Capital Limited*	Rental Services Received	Trade payable	0.00	-
	Tata Teleservices Limited	Supply of Material and Services	Trade payable	-	0.07
	The Indian Hotels Company Limited	Supply of Material and Services	Trade payable	0.05	-
	Tata Projects Ltd	Gratuity & Annual Leave	Trade payable	0.01	0.01
	Tata Projects Ltd	Supply of Material	Trade payable	0.56	0.56
	WESCO Employees Provident Fund trust	Contribution of Provident Fund	Trade payable	0.12	0.12
	3	Advance from Customer			
Tata Projects Limited*		Advance from Customer	Current Liabilities	0.00	0.01
Tata Communications Limited*		Advance from Customer	Current Liabilities	-	0.00
Tata Teleservices Limited*		Advance from Customer	Current Liabilities	0.00	0.00
4	Receivables				
	The Tata Power Company Limited (TPCL)	Gratuity & Annual Leave	Trade payable	1.83	1.83
	The Tata Power Company Limited (TPCL)	Supply of Material	Other Financial Asset	-	0.13
	The Tata Power Company Limited (TPCL)*	Housing loan recovery	Other Financial Asset	0.00	-
	The Tata Power Company Limited (TPCL)	Car/laptop transfer/Consultancy services	Other Financial Asset	0.19	-
	TP Central Odisha Distribution Limited (TPCODL)*	Car/laptop transfer/Consultancy services	Other Financial Asset	0.00	-
	TP Northern Odisha Distribution Limited (TPNODL)*	Car/laptop transfer/Consultancy services	Other Financial Asset	0.00	-
	TP Northern Odisha Distribution Limited (TPNODL)	Supply of Material and Services	Other Financial Asset	0.25	0.24
	Tata AIA Life Insurance Company Limited	Insurance Services	Other Financial Asset	0.27	-
	Tata AIG General Insurance Company	Insurance Services	Other Financial Asset	0.11	0.11
	WESCO Employees Pension trust	Contribution of Pension	Other Financial Asset	0.03	0.03

* 0.00 represents amount below the rounding off norm adopted by the Company

Note-1 : The Company's material related party transactions and outstanding balances are with related parties with whom the Company routinely enters into transactions in the ordinary course of business.

Note-2 : Terms and conditions of transactions with related parties

Sales to related parties and concerned balances:

Sales are made to related parties as per the approved rates by the OERC and on the same terms as applicable to third parties in an arm's length transaction and in the ordinary course of business. Trade receivables outstanding balances are unsecured, interest free and require settlement in cash.

Purchases and related balances:

Power purchases made from related parties are as per the approved rates by the OERC. Other purchases are made from related parties on the same terms as applicable to third parties in an arm's length transaction and in the ordinary course of business. Trade payables outstanding balances are unsecured, interest free and require settlement in cash.



TP WESTERN ODISHA DISTRIBUTION LIMITED
NOTES FORMING PART OF THE FINANCIAL STATEMENTS AS AT AND FOR THE YEAR ENDED MARCH 31, 2026

42 Disclosure regarding details of assets created with Government Fund and used by WESCO/TPWODL

- (i) As per details provided by the Gridco Limited and Odisha Power Transmission Company Limited (OPTCL) vide letter dated December 31, 2025 and February 06, 2026 respectively, certain assets were created for WESCO/TPWODL through different schemes formed by the government and executed by OPTCL, PGCIL and NTPC. Based on details shared by Gridco Limited and OPTCL, the carrying amount of such assets as of March 31, 2025 is ₹3,373.75 crore for completed assets and ₹49.40 crore for work in progress(WIP). These are subject to detailed verification and reconciliation by various authorities.

As per the Vesting Order, the ownership of these assets has not been transferred to the Company; however, it can continue to use these assets for supply of power to the consumer. Since the Company is not able to charge any depreciation for these assets in the ARR, the fair value of these assets for the Company at the vesting date is Nil.

Details are given below:

₹ in Crore			
Name of Schemes	Completed	WIP	Total
Odisha Distribution System Strengthening Project (ODSSP)*	686.01	49.40	735.41
Deen Dayal Upadhyaya Gram Jyoti Yojana (DDUGJY)	285.70	-	285.70
Integrated Power Development Scheme (IPDS)	217.00	-	217.00
Integrated Power Development Scheme (IPDS-II)	57.04	-	57.04
Deen Dayal Upadhyaya Gram Jyoti Yojana (DDUGJY) 12TH PLAN (POWER GRID)	492.57	-	492.57
Deen Dayal Upadhyaya Gram Jyoti Yojana (DDUGJY) 11TH PLAN (POWER GRID)	192.80	-	192.80
Deen Dayal Upadhyaya Gram Jyoti Yojana (DDUGJY)11TH PLAN (NTPC)	418.91	-	418.91
Deen Dayal Upadhyaya Gram Jyoti Yojana (DDUGJY)11TH& 12TH PLAN (NTPC)	1,023.72	-	1,023.72
Total	3,373.75	49.40	3,423.15

* Excluding ₹ 29.37 crore , ₹ 58.93 crore, ₹ 82.21 crore, ₹ 69.37 crore and ₹ 99.29 crore part of equity contribution by GRIDCO Limited during the year ended March 31, 2022, March 31, 2023, March 31, 2024, March 31, 2025 and March 31, 2026 respectively.

- (ii) As per earlier details provided by the Odisha Power Transmission Company Limited (OPTCL) vide e-mail dated April 18, 2023, certain assets were created for WESCO/TPWODL through different schemes formed by the government and executed by OPTCL. However, assets created under these schemes has not been given in letter dated February 06, 2026. These are subject to detailed verification and reconciliation by various authorities.

As per the Vesting Order, the ownership of these assets has not been transferred to the Company; however, it can continue to use these assets for supply of power to the consumer. Since the Company is not able to charge any depreciation for these assets in the ARR, the fair value of these assets for the Company at the vesting date is Nil.

Details are given below:

₹ in Crore			
Name of Scheme	Completed	CWIP	Total
Rajiv Gandhi Grameen Vidyutikaran Yojana (RGGVY)	26.94	-	26.94
BGJY OPTCL DTR	41.08	-	41.08
Total	68.02	-	68.02

- 42.1** The Company has received ₹374.99 crores (including interest) from government of Odisha under ODSSP V and BGJY project schemes till March 31, 2026 for upgradation of transformers, construction along with strengthen of existing 11 KV and 33 KV lines, electrification of unelectrified consumers and underground cabling. As per these schemes, ownership of these assets will lie with the Government (except for non-infrastructure expenditure incurred under BGJY Scheme) and therefore, the Company is supervising the creation of these asset. The Company has spent ₹252.98 crores till March 31, 2026 (including ₹ 27.49 crores and ₹ 97.67 crores during the quarter and period ended March 31, 2026, respectively) other than ₹13.97 crores with respect to non-infrastructure expenditure under BGJY Scheme. Accordingly, such expenses have been adjusted against corresponding grant liability in the financial statements as of the reporting date and the balance unspent amount of ₹108.04 crores and interest of ₹3.65 crores has been disclosed under other non-current liability and other current financial liability respectively. As on March 31, 2026, assets amounting to ₹183.39 crores have been transferred to the Government.

₹ in Crore			
Name of Scheme	Completed	CWIP	Total
Odisha Distribution System Strengthening Project (ODSSP) V / (CMPDP)	141.91	53.44	195.35
Biju Gram Jyoti Yojana (BGJY-Infra)	41.48	16.15	57.63
Total	183.39	69.59	252.98



TP WESTERN ODISHA DISTRIBUTION LIMITED
NOTES FORMING PART OF THE FINANCIAL STATEMENTS AS AT AND FOR THE YEAR ENDED MARCH 31, 2026

43 Financial Ratios

Sl No	Ratios	Numerator	Denominator	Note	As at March 31, 2026	As at March 31, 2025	% of Variance	Reason for Variance
a)	Current Ratio (in times)	Current assets	Current liabilities	A	1.11	1.14	-3.13%	NA
b)	Debt-equity ratio (in times)	Total Debt	Total Equity	B	0.89	0.99	-9.79%	The ratio has decreased due to infusion of equity and profitability.
c)	Debt service coverage ratio (in times)	Profit before tax - interest expenses - depreciation & amortisation - current tax expense	Interest expense - scheduled principal repayment of long term debt during the year	C	2.19	7.31	-70.06%	Decrease is mainly due to increase in interest on term loan.
d)	Return on equity ratio (%)	Net Profit after tax	Average Shareholder's Fund	D	12.55%	7.33%	71.22%	Increase is majorly on account of increase in Profit for the year.
e)	Trade Receivable turnover ratio (in number of days)	Number of days * Average Trade Receivable	Revenue from Operation	E	52.57	52.33	0.45%	NA
f)	Trade payables turnover ratio (in number of days)	Number of days * Average Trade Payable	Purchase during the year - Other Expense - expenses for non operating activities	F	70.23	63.61	10.40%	NA
g)	Net capital turnover ratio (in times)	Number of days * Working capital = Current assets - Current liabilities	Revenue from operation including net movement in Regulatory deferral balances	G	23.03	26.28	-12.35%	NA
h)	Net profit ratio (%)	Net Profit after tax	Revenue from operation including net movement in Regulatory deferral balances	H	2.55%	1.07%	138.71%	Improved due to increase in Net profit during the year.
i)	Return on capital employed (%)	Profit before tax - interest expense excluding interest on consumer security deposit	Average Capital employed (Total equity - Total Debt - Deferred tax liability)	I	13.70%	10.18%	34.61%	Improved due to increase in operating profit during the year.
j)	Return on investment (%)	Interest income - Gain on fair value of current investment at Fair Value through Profit & Loss	Average (Investment + Fixed deposit - Loans Given)	J	5.68%	5.57%	1.95%	NA

1. Inventory turnover ratio is not applicable to the Company.

2. As explained in note 39, the Company has access to sufficient liquidity resources to continue its operations for at least 12 months from the date of approval of financial statements.

Notes:

- A. Current Assets as per balance sheet
- Current Liabilities as per balance sheet
- B. Total Debt: Long term borrowings (including current maturities of long term borrowings), short term borrowings and interest accrued on these debts
Total Equity: Issued share capital and other equity
- C. For the purpose of computation, scheduled principal repayment of long term borrowings does not include prepayments
Interest expenses is net of interest consumer security deposits
- D. Average Shareholder's Funds: Average Issued share capital and Other equity
- E. Average Trade Receivables: Trade Receivables and Unbilled Revenue
- F. Net credit purchases comprise of: (a) Cost of power purchased and transmission charges as per Statement of Profit and Loss (b) Other expenses excluding (i) Bad debts (including provision), (ii) Net loss on foreign exchange; (iii) CSR expenses and (iv) Transfer to contingency reserves
- G. Working Capital:
i) Current Assets: as per balance sheet
ii) Current Liabilities as per balance sheet (excluding current maturities of long term debt)
- H. Revenue from Operation including net movement in Regulatory Deferral Balances: (a) Revenue from Operations as per Statement of profit and Loss; (b) Net movement in Regulatory Deferral Balances (including deferred tax)
- I. Average Capital Employed: (a) Issued share capital; (b) Other equity; (c) Total Debt; less (d) Deferred Tax Assets; (e) Intangible Assets
- J. Interest Income: Interest on bank deposits and interest on loans given

44 Segment Reporting

The Company is engaged in the business of distribution of power in Western of Odisha. Chief Operating Decision Maker (CODM) reviews the financial information of the Company as a whole for decision making and accordingly the Company has a single reportable segment.

There are certain consumer belonging to a single group of companies from whom the Company has earned more than 10% of revenue amounting to ₹ 1,372.26 crores during the year ended March 31, 2026 (March 31, 2025: ₹ 1,610.99 crores).

45 Relationship with Struck off Companies

Sl No.	Name of struck off Company	Nature of transactions with struck off company	Balance outstanding as at March 31, 2026	Balance outstanding as at March 31, 2025	Relationship with the struck off company
1	Delhi Public School*	Sale of Power	0.00	0.00	Customer
2	Suman Industries*	Sale of Power	(0.00)	0.00	Customer
3	Sarvani Cold Home	Sale of Power	0.02	0.02	Customer
4	Reliance Corporate I.T(P) Ltd*	Sale of Power	0.00	(0.00)	Customer
5	Mahalaxmi Rice Mill*	Sale of Power	0.00	0.00	Customer
6	Konark Talkies (P) Ltd.*	Sale of Power	(0.00)	(0.00)	Customer
7	B.S Construction*	Sale of Power	(0.00)	0.00	Customer
8	Rampal Engineers (P) Ltd.	Sale of Power	0.03	0.03	Customer
9	Suman Industries Ltd*	Sale of Power	0.00	(0.00)	Customer
10	Laxmi Narayan Industries*	Sale of Power	(0.00)	(0.00)	Customer
11	Radha Krishna Industries*	Sale of Power	0.00	0.00	Customer
12	Reliance Corporate Ltd*	Sale of Power	0.00	0.00	Customer
13	Singhal Enterprises Pvt Ltd.	Sale of Power	-	0.00	Customer
14	Kripal Alloy Steel Pvt.Ltd.(Ipr)	Sale of Power	-	0.00	Customer
15	Shiva Cement Ltd.	Sale of Power	-	0.34	Customer
16	Jai Jagannath Cement Udyog(P)Ltd	Sale of Power	-	0.31	Customer
17	Jai Mata. Ambe Steels (P) Ltd.	Sale of Power	-	0.12	Customer
18	Durowires Pvt.Ltd.	Sale of Power	-	0.19	Customer
19	Rampal Engineers (P) Ltd.	Sale of Power	-	0.03	Customer
20	Shubham Industries Ltd.	Sale of Power	-	0.50	Customer
21	Shiva Cement Limited	Sale of Power	-	(0.00)	Customer
22	Prakash Engineering Pvt.Ltd.	Sale of Power	-	1.77	Customer

* 0.00 represents amount below the rounding off norm adopted by the Company



TP WESTERN ODISHA DISTRIBUTION LIMITED

CIN : U40109OR2020PLC035230

Wesco Corporate Building Burla, Besides Burla Police Station, Burla, Sambalpur, Odisha, India, 768017

Website:www.tpwesternodisha.com; Email:tpwodl@tpwesternodisha.com

NOTES FORMING PART OF THE FINANCIAL STATEMENTS AS AT AND FOR THE YEAR ENDED MARCH 31, 2026

46 Other Statutory Information

- (i) The Company does not have any Benami property, where any proceeding has been initiated or pending against the Company for holding any Benami property under Prohibition of Benami Property Transactions Act, 1988 and rules made thereunder.
- (ii) The Company does not have any charges or satisfaction which is yet to be registered with ROC beyond the statutory period.
- (iii) The Company has not traded or invested in Crypto currency or Virtual Currency during the current financial year and previous financial year.
- (iv) The Company does not have any such transactions which has not been recorded in the books of accounts but has been surrendered or disclosed as income during the year in the tax assessments under the Income Tax Act, 1961 (such as, search or survey or any other relevant provisions of the Income Tax Act, 1961).
- (v) The Company has not been declared as wilful defaulter by any bank or financial institution or other lender.
- (vi) The Company has not advanced or loaned or invested funds to any other person(s) or entity(ies), including foreign entities (Intermediaries) with the understanding that the Intermediary shall (a) directly or indirectly lend or invest in other persons or entities identified in any manner whatsoever by or on behalf of the Company (ultimate beneficiaries), or (b) provide any guarantee, security or the like to or on behalf of the ultimate beneficiaries.
- (vii) The Company has not received funds from any person(s) or entity(ies), including foreign entities, with the understanding, whether recorded in writing or otherwise, that the Company shall directly or indirectly, (a) lend or invest in other persons or entities identified in any manner whatsoever by or on behalf of the Funding Party, or (b) provide any guarantee, security or the like on behalf of the ultimate beneficiaries.
- (viii) Quarterly returns or statements of current assets filed by the Company with the banks in connection with the working capital limit sanctioned are in agreement with the books of accounts.
- (ix) The Company has not given any loans or advances in the nature of loans to promoters, directors, KMPs and/ or related parties (as defined under the Companies Act, 2013), either severally or jointly with any other person, that are repayable on demand, or without specifying any terms or period of repayment.
- (x) The Company is in compliance with the number of layers prescribed under clause (87) of section 2 of the Companies Act, 2013 read with the Companies (Restriction on number of Layers) Rules, 2017 (as amended).
- (xi) The Group has five CICs which are registered with the Reserve Bank of India and one CIC which are not required to be registered with the Reserve Bank of India.

47 Significant events after the reporting period

There were no significant adjusting events that occurred subsequent to the reporting period other than the events disclosed in the relevant notes.

48 Audit trail

The Company has used accounting software for maintaining its books of account which has a feature of recording audit trail (edit log) facility and the same has operated throughout the year for all relevant transactions recorded in the software. In the previous year:

a) Audit trail feature was enabled in SAP application for direct changes to data in certain database tables for part of the year i.e. from June 1, 2024 onwards.

b) Audit trail feature at application level was enabled in CIS application for part of the year i.e. from October 23, 2024 onwards.

Further, there are no instance of audit trail feature being tampered with. Additionally, the Company has recorded and preserved audit trail in full compliance with the requirements of section 128(5) of the Companies Act, 2013, in respect of the current financial year. Further, in respect of the financial year 2023-24 and 2024-25, the Company has preserved the requirements of recording audit trail to the extent to the extent it was enabled and recorded in respect of those years.

49 During the course of tariff determination exercise for FY 2025-26, the Government vide its letter dated March 21, 2025 has communicated to the hon'ble OERC that in order to reduce the tariff burden on the consumers due to proposed capex plan of Discoms for smart metering, the State Government intends to provide capital subsidy/ grant to the Discoms in a phased manner for consumers with contract demand (CD) upto and including 2kW towards installation of smart meters. Meter rent from such consumers (with CD upto 2kW) may not be recovered to encourage speedy implementation of smart metering in the state.

Accordingly, w.e.f. April 1, 2025, Commission directs for waiver of meter rent for the Consumers upto 2 kW as Government will provide capital grant including unrecovered meter rent for installation of smart meters for such group of consumers.

Subsequently, the Discoms submitted a proposal to Department of Energy (DoE), Government of Odisha (GoO) seeking approval of capital grant equivalent to the WDV of smart meters (up to 2 kW) as on March 31, 2025, along with future capex requirements. DoE, GoO, through the sanction dated January 2, 2026 under MMSBY – Smart Meters Phase 1 (SASCI 2025–26), approved disbursement of ₹ 203 crore for installation of smart meters. The sanction specifies that the amount is to be provided as deferred equity (representing GRIDCO's 49% matching contribution) and states that legal ownership of the smart meters will vest with the Energy Department, GoO.

Management understands that the sanctioned structure appears to differ from communications reflected in the Tariff Order regarding capital grant/subsidy support and recovery of unrecovered meter rent. The recent tariff order for FY 2026-27 mentioned about Smart meter installation under 2kW load in which the State Government representative has requested the Hon'ble Commission to take appropriate view on the treatment of above one-time grant.

Based on Management assessment and legal opinion obtained, Management has concluded that these one-time grant is in the nature of capital grant. Accordingly, Management has accounted the cost of meter capitalised amounting to ₹201.45 crore as capital grant and balance amount of ₹1.55 crore is still under CWIP. The finance cost amounting to ₹ 3.75 crores for the period of nine months i.e. till the date of receipt of above grant has been treated as pass through to consumers.

50 During the current financial year 2025-26, the Ministry of Power (MOP) has issued Electricity Distribution (Accounts and Additional Disclosure) Rules, 2025 ('the Notification') under the Electricity Act, 2003 which shall be applicable from April 1, 2026. It specifies Recognition of regulatory deferral account balances or income recoverable from future tariff as : "for claims or sums to be recoverable through tariff, if any, the Specified Entity shall recognize regulatory deferral account balances or income recoverable from future tariff in its financial statements in accordance with applicable Accounting Standards and Guidance note on Accounting for Rate Regulated Activities". It further suggests impairment criteria basis age of RDA effective from April 1, 2026. Accordingly, the Company believes there is no impact of the said rule 4 and the proposed amendment on the accounting of RDA as at March 31, 2026.



TP WESTERN ODISHA DISTRIBUTION LIMITED

CIN : U40109OR2020PLC035230

Wesco Corporate Building Burla, Besides Burla Police Station, Burla, Sambalpur, Odisha, India, 768017

Website: www.tpwesternodisha.com; Email: tpwodl@tpwesternodisha.com

NOTES FORMING PART OF THE FINANCIAL STATEMENTS AS AT AND FOR THE YEAR ENDED MARCH 31, 2026

- 51 The Company has received ₹ 125 crore from the Government of Odisha under the PM Surya Ghar Muft Bijli Yojana (PMSGMBY) towards state financial assistance provided to consumers for the installation of rooftop solar systems. This assistance is extended under the Utility Led Aggregation (ULA) Model for the installation of rooftop solar systems of 1 kW capacity, which forms part of PMSGMBY.

Under this scheme, the total cost of the rooftop solar systems is financed through a combination of Central Financial Assistance, State Government funding and contributions from consumers, in the proportions approved under the scheme guidelines.

The ownership of the rooftop solar systems vests with the respective consumers. Accordingly, the Company's role is limited to supervision and facilitation of construction and installation activities, and the assets are not recognised as property, plant and equipment in the Company's books.

During the year, the Company has incurred expenditure amounting to ₹28.37 crore under the ULA Model up to March 31, 2026. This expenditure has been adjusted against the corresponding liability as at the reporting date.

The balance unutilised amount of ₹ 50.64 crore has been disclosed under Other Current Liabilities in the financial statements.

52 Standards notified but not yet effective

The Ministry of Corporate Affairs (MCA) has notified Companies (Indian Accounting Standards) Amendment Rules, 2024 to amend the following Ind AS which are effective for annual periods beginning on or after 1 April 2026. The Company has not early adopted any standard, interpretation or amendment that has been issued but is not yet effective.

Amendments to Ind AS 1 - Classification of Liabilities as Current or Non-current and Non-current Liabilities with Covenants and Ind AS 10 Events after the Reporting Period

Ind AS 10 has been amended to remove the previous treatment under which a lender's post reporting date waiver granted before the financial statements were approved for issue of a breach of a material covenant in a long term loan arrangement that occurred on or before the end of the reporting period, resulting in the liability becoming payable on demand at the reporting date, was regarded as an adjusting event.

For annual reporting periods beginning on or after 1 April 2026, any breach of a covenant whether material or immaterial occurring on or before the reporting date will, in accordance with Ind AS 1, require the related liability to be classified as current, unless the lender has granted a waiver of the breach on or before the reporting date and has agreed not to demand repayment for at least 12 months after the reporting date as a consequence of the breach. Such a waiver shall be treated as an adjusting event.

The amendments are effective for annual reporting periods beginning on or after 1 April 2026 retrospectively in accordance with Ind AS 8.

53 Approval of financial statements

The financial statements were approved for issue by the board of directors on April 22, 2026.

For S R B C & CO LLP
Chartered Accountants
ICAI FRN: 324982E/ E300003

Shivam Chowdhary
per Shivam Chowdhary

Partner
Membership No. 067077
Place: Kolkata
Date: April 22, 2026



For TEJ RAJ & PAL
Chartered Accountants
ICAI FRN: 304124E

Dinakar Mohanty
per Dinakar Mohanty

Partner
Membership No. 059390
Place: Bhubaneswar
Date: April 22, 2026



For and on behalf of the Board of TP Western Odisha Distribution Limited

Sanjay Kumar Banga

Director
DIN: 07785948
Place: Bhubaneswar

Sanjeev Gupta

Director
DIN: 09180029
Place: Bhubaneswar

Parveen Kumar Verma

Chief Executive Officer (CEO)
PAN: ABBT9443N
Place: Bhubaneswar

Mohit Jain

Chief Financial Officer
PAN: AGKPJ1187F
Place: Bhubaneswar

Kanaklata Swain

Company Secretary
Membership No: F13974
Place: Bhubaneswar

Date: April 22, 2026