



TRM/ENV/2026/04/110

02.04.2026

To,
Shri LALIT KUMAR-Chief Engineer
Thermal Civil Design Division,
Central Electricity Authority,
Sewa Bhawan, R K Puram, Sector-1,
New Delhi-110 066.

Sub: Ash Generation and Utilization information to CEA.

Ref: Letter No 9/7/2011-ST-Th dated 27th July 2017.

Dear Sir,

This is with reference to your letter referred above, we are herewith submitting ash generation and utilization details for the month of **March 2026** as per format given by your office.

This is for your information.

Thanking You.

Yours faithfully,

For The TATA Power Co Ltd.,

Ashish Bhat

Chief-Trombay Station.

TATA POWER

The Tata Power Company Limited

Trombay Thermal Power Station Mahul Road Chembur Mumbai 400 074

Tel 91 22 6717 1000 (Direct) 6717 5034

Registered Office : Bombay House 24 Homi Mody Street Mumbai 400 001

CIN : L28920MH1919PLC000567 Website : www.tatapower.com Email : tatapower@tatapower.com



Printed on 100% Recycled Paper

Name of the Power Utility: THE TATA POWER COMPANY LIMITED	Name of the Thermal Power Plant (Capacity in MW) TROMBAY THERMAL POWER STATION (750 MW)
--	---

Details of ash utilization during the Month of March 26





Sl. No.	Name of Ash Disposal Area	Ash disposal area in Hectare	Design Life of Ash disposal area (Years)	Ash Availability in MT (up to 28.02.2026)		Ash Generated in MT during the Mar 2026			Ash Utilized in MT during the Mar 2026			Ash Availability in MT (up to 31.03.2026)	
				# Fly ash	Bottom ash	ESP Fly Ash	Bottom Ash	Dry ESP Fly Ash	Bottom Ash	Pond Ash	Fly ash	## Bottom ash	
(1)	(2)	(3)	(4)	(5)	(6)	(7)	(8)	(9)	(10)	(11)			
1	Bottom Ash Pond	0.4	2*	208	1966.66	5386.24	158.67	5594.24	2125.33	0	0	0.00	
2													
3													

ASH UTILIZATION DETAILS

Sl. No.	Area of Utilization	For the Month (March 2026)			Ash utilized in MT			Cummulative for Year (FY 25-26)			Ash Utilized in MT	
		Dry ESP Fly Ash	Bottom Ash	Pond Ash	Dry ESP Fly Ash	Bottom Ash	Pond Ash	Dry ESP Fly Ash	Bottom Ash	Pond Ash	Fly ash	## Bottom ash
1	Bricks/Blocks/Tiles industries											
1A	Dry ESP Fly Ash Issued to Bricks/Blocks/Tiles industries (Outside)	760.95						6611.68	6393.2			
1B	Pond Ash Issued to Bricks/Blocks/Tiles industries (Outside)											
1C	Fly Ash issued for Bricks/Blocks/Tiles in Own Plant											
	a) Dry ESP Fly Ash issued											
	b) Pond ash issued											
	Sub-Total											
	Total fly ash Issued to Bricks/Block/Tile Industries (1A+1B+1C)											
2	Cement Industries											
2A	Dry ESP Fly Ash Issued to Cement Industries											
	a) Cement											
	b) RMC	4833.29		0		0		63809.96	0		0	
	c) Asbestos											
	Sub-Total											
2B	Pond Ash Issued to Cement Industries											
	Total Fly Ash Issued to Cement Industries (2A+2B)											
3	Roads, Fly over /Rail Embankment											
3A	Dry ESP Fly Ash Issued for Road construction (Outside)											
3B	Pond Ash Issued for Road construction (Outside)											
	Total Fly Ash Issued for Road Construction (3A+3B)											
4	Total Fly Ash issued for Part replacement of cement in concrete											
5	Total Fly ash supplied to Hydro power											
6	Total Fly ash used for Ash Dyke raising											
7	Landfill/Reclamation of low lying area											
	a) Power Utility Own Land											
	b) Outside Land											
	Total Fly Ash used for Landfill/Reclamation of low lying area											
8	Mine filling											
	a) Open cast mine											
	b) U.G.Mine											
	Total Fly Ash used for Mine filling											
9	Agriculture / waste land development											
9A	Dry ESP Fly Ash Issued for Agriculture / waste land development											
9B	Pond Ash Issued for Agriculture / waste land development											
	Total Fly Ash Issued to Agriculture/ waste land development (9A+9B)											
10	Others											
	a) CLSM											
	b) Cenospheres											
	c) Bottom ash cover within Plant											
	d) Any other											
	Total Fly Ash Issued for other purpose											
	Grand Total	5594.24		2125.33				70421.64	6393.2			

Bottom ash -collected from the bottom of furnace
 Dry ESP Fly Ash - Collected from ESP and stored in Silo
 Pond Ash - Fly ash and bottom ash Stored in Pond
 CLSM - Controlled Low strength Material

* Evacuation of Bottom ash being done regularly.
 # ESP Fly ash stored in silo's and it is directly disposed to RMC in dry form.
 ## Bottom ash stored in pond

Prepared By  Sharayoo Shinde- Lead Engineer Environment	Reviewed By  R R Kamath- Group Head Environment  Kapil Mandloi- Head Performance	Approved By  Ashish Bhat-Chief Trombay Station
--	---	---